



US00D979214S

(12) **United States Design Patent** (10) **Patent No.:** **US D979,214 S**
Farmer (45) **Date of Patent:** **** Feb. 28, 2023**

(54) **INSOLE**

FOREIGN PATENT DOCUMENTS

(71) Applicant: **Scholl's Wellness Company LLC**,
Parsippany, NJ (US)

EM 008511711-0001 * 4/2021
EM 008835326-0001 * 1/2022

(72) Inventor: **Edmund Farmer**, Seymour, CT (US)

OTHER PUBLICATIONS

(73) Assignee: **Scholl's Wellness Company LLC**,
Parsippany, NJ (US)

Baron Active, available on Amazon.com, Dec. 12, 2022, Available from the internet URL: <https://baronactive.com/shop/memory-foam-heel-cushion-orthotics> (Year: 2022).*

(**) Term: **15 Years**

Dr. Scholl's Stabilizing Support Insole, first date available Jan. 6, 2022, available on Amazon.com, Dec. 12, 2022, Available at URL: https://www.amazon.com/Dr-Scholls-Stabilizing-Support-Improves/dp/B09PWFRW43/ref=sr_1_17?crd=MR0DZ708GOX&keywords=Plantar+Fasciitis+Arch+Support+Insoles&qid=1670615848&re (Year: 2022).*

(21) Appl. No.: **29/788,754**

(22) Filed: **Jul. 26, 2021**

(51) **LOC (14) Cl.** **02-04**

(52) **U.S. Cl.**
USPC **D2/961**

(58) **Field of Classification Search**
USPC D2/961, 908, 951, 953, 954, 957, 958,
D2/960

CPC A43B 17/026; A43B 3/26
See application file for complete search history.

* cited by examiner

Primary Examiner — Jennifer L Rempfer

Assistant Examiner — Adrienne Corna

(74) *Attorney, Agent, or Firm* — Lowenstein Sandler LLP

(56) **References Cited**

(57) **CLAIM**

The ornamental design of an insole, as shown and described.

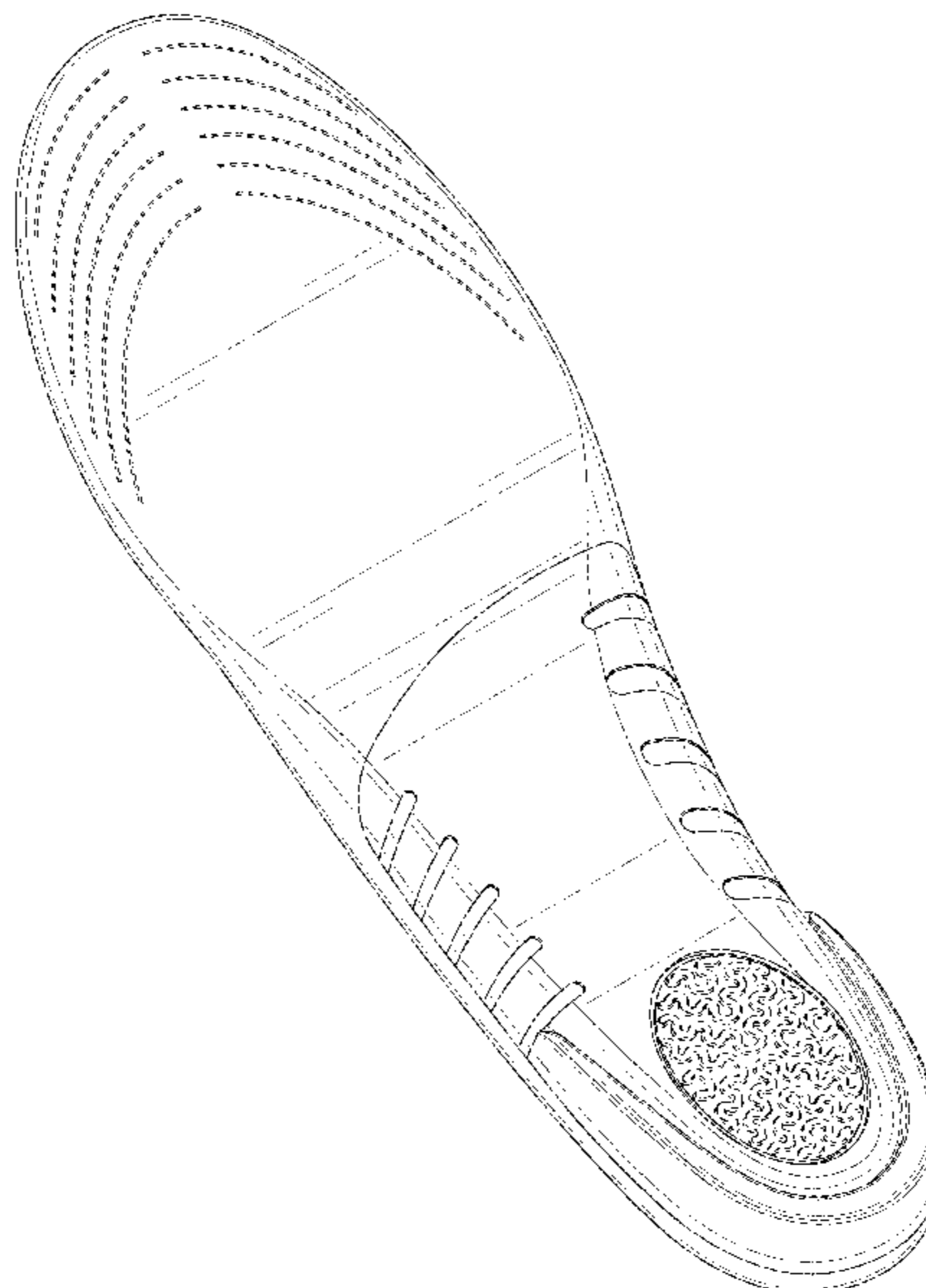
U.S. PATENT DOCUMENTS

DESCRIPTION

D541,021 S *	4/2007	McClaskie	D2/954
D601,786 S *	10/2009	Avent	D2/961
D604,033 S *	11/2009	Feldman	D2/961
D617,087 S *	6/2010	Avent	D2/961
D646,474 S *	10/2011	Avent	D2/961
D695,001 S	12/2013	Feldman		
D778,567 S *	2/2017	Granger	D2/961
D827,270 S *	9/2018	Yang	D2/961
D858,969 S *	9/2019	Miranda	D2/961
D874,113 S *	2/2020	Fromholtz	D2/961
D874,804 S *	2/2020	Fromholtz	D2/961
D884,329 S *	5/2020	Fromholtz	D2/961
D890,499 S *	7/2020	Fromholtz	D2/961
D891,066 S *	7/2020	Fromholtz	D2/961
2013/0133224 A1 *	5/2013	Tsai	A43B 7/142
				36/43
2020/0245719 A1	8/2020	Gooch et al.		

FIG. 1 is a perspective view of an insole in accordance with the present invention;
FIG. 2 is another perspective view thereof;
FIG. 3 is a front elevation view thereof;
FIG. 4 is a rear elevation view thereof;
FIG. 5 is a left side elevation view thereof;
FIG. 6 is a right side elevation view thereof;
FIG. 7 is a top plan view thereof; and,
FIG. 8 is a bottom plan view thereof.
The portions of the insole shown in broken lines form no part of the claimed design.

1 Claim, 7 Drawing Sheets



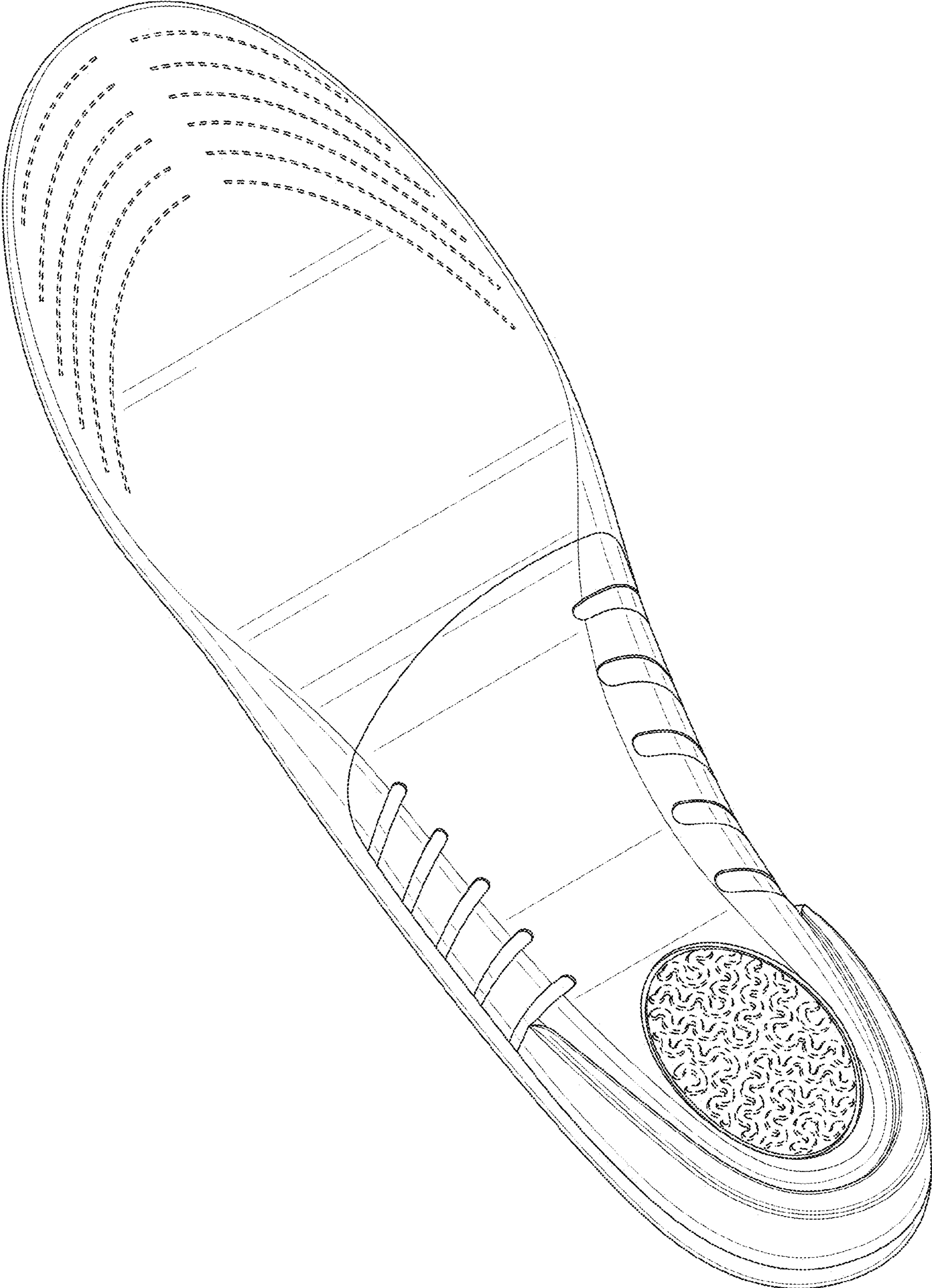


FIG. 1

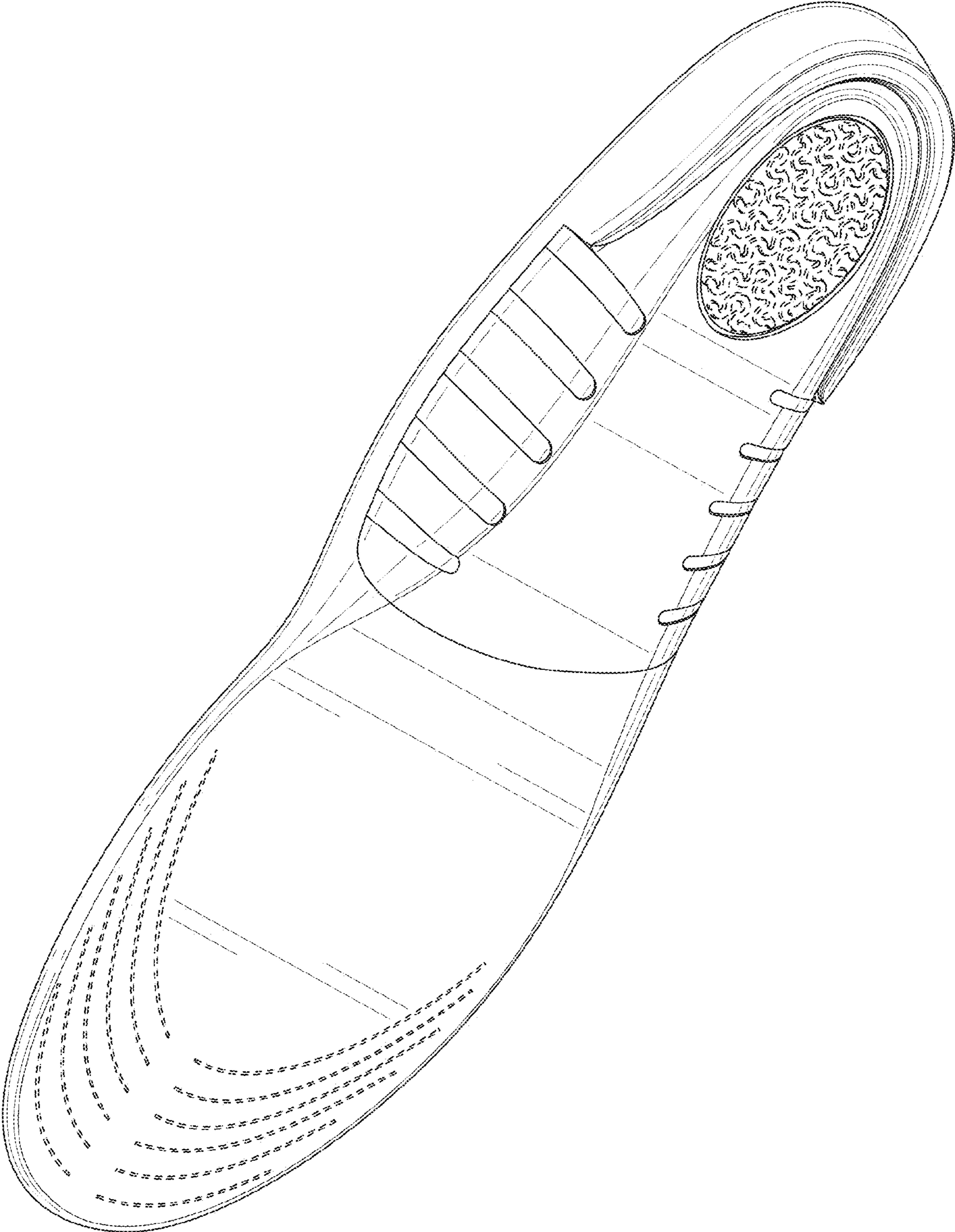


FIG. 2

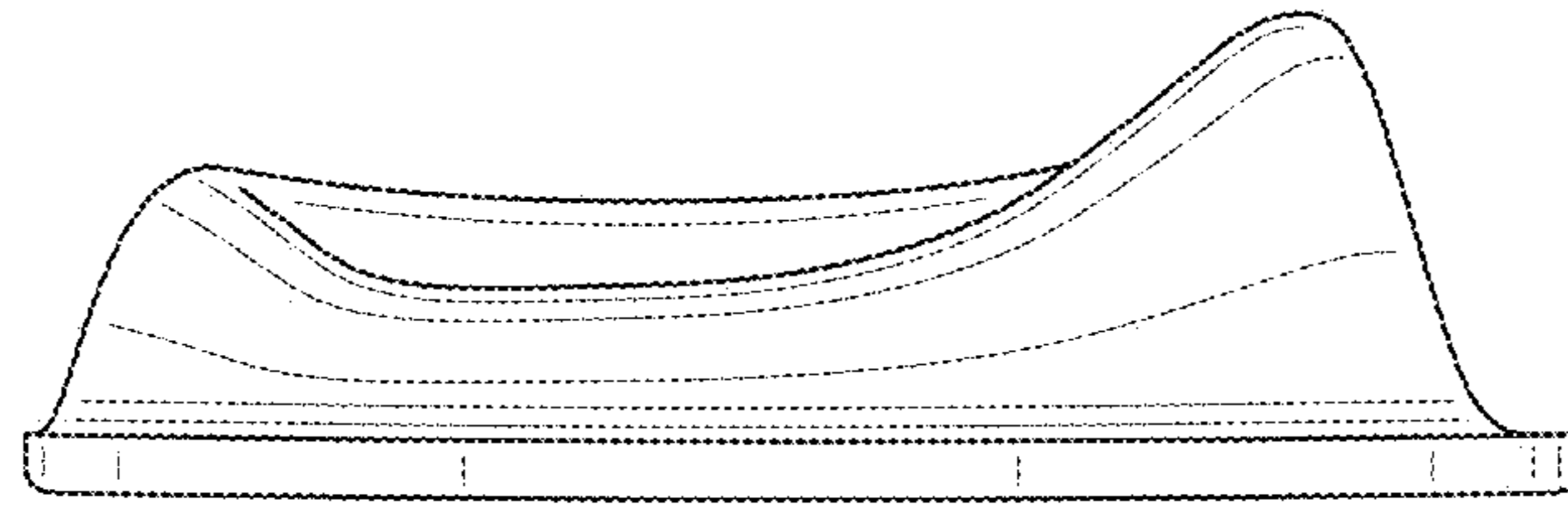


FIG. 3

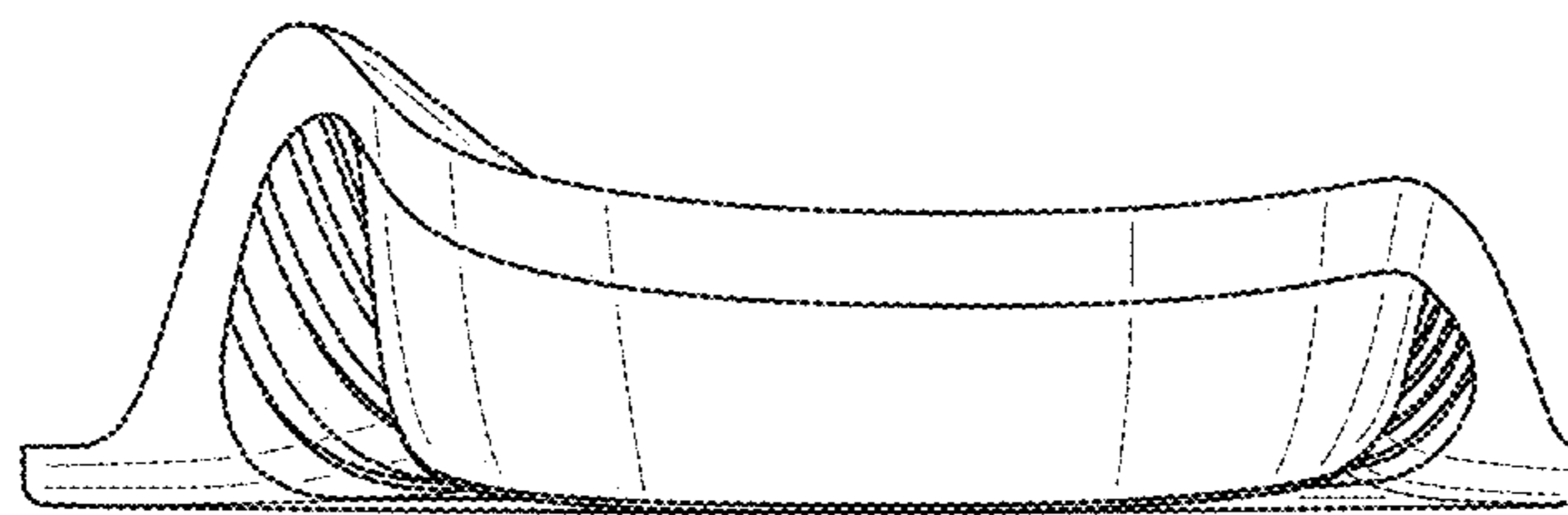


FIG. 4

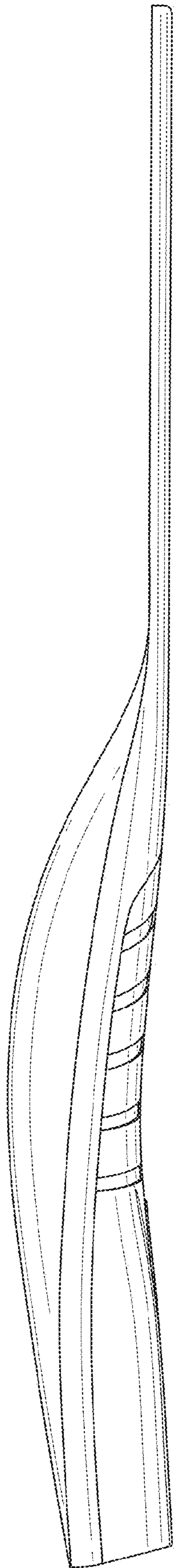


FIG. 5

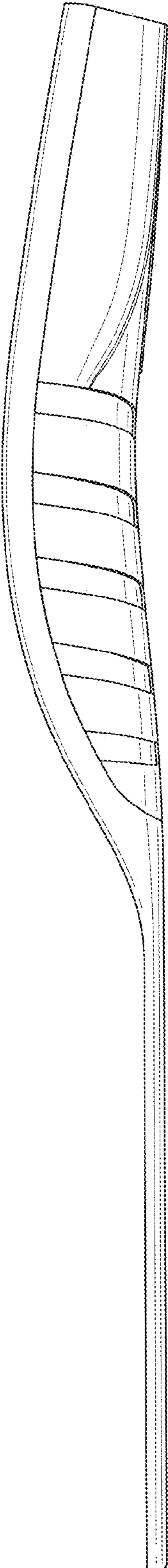


FIG. 6

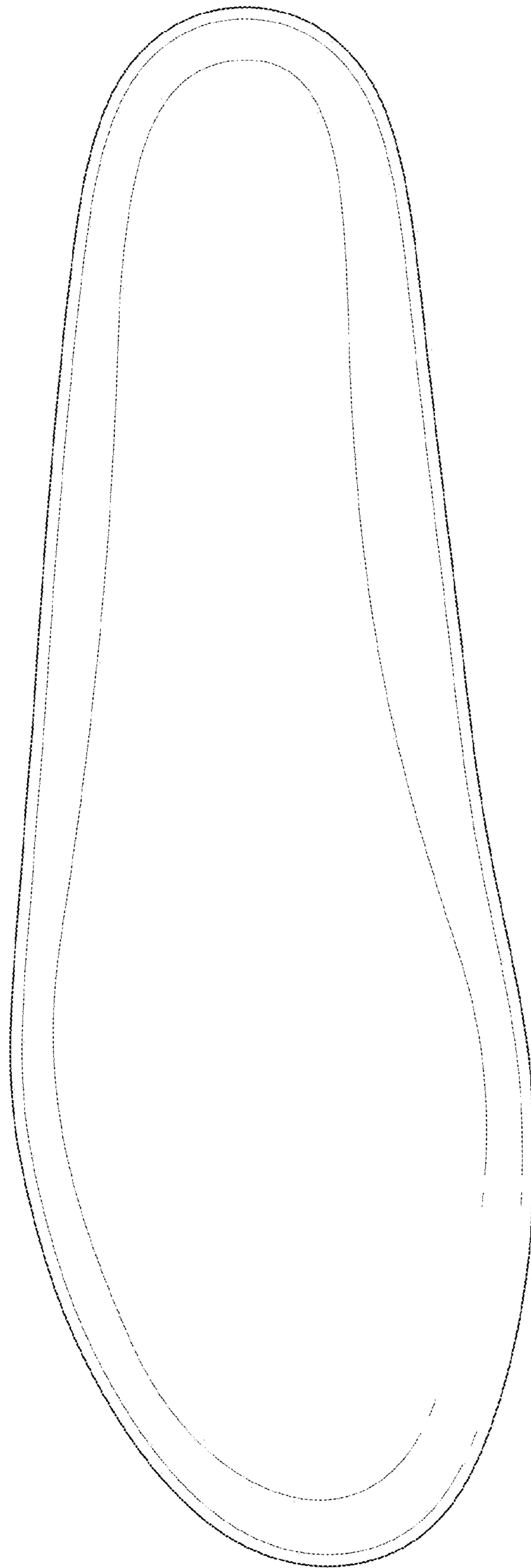


FIG. 7

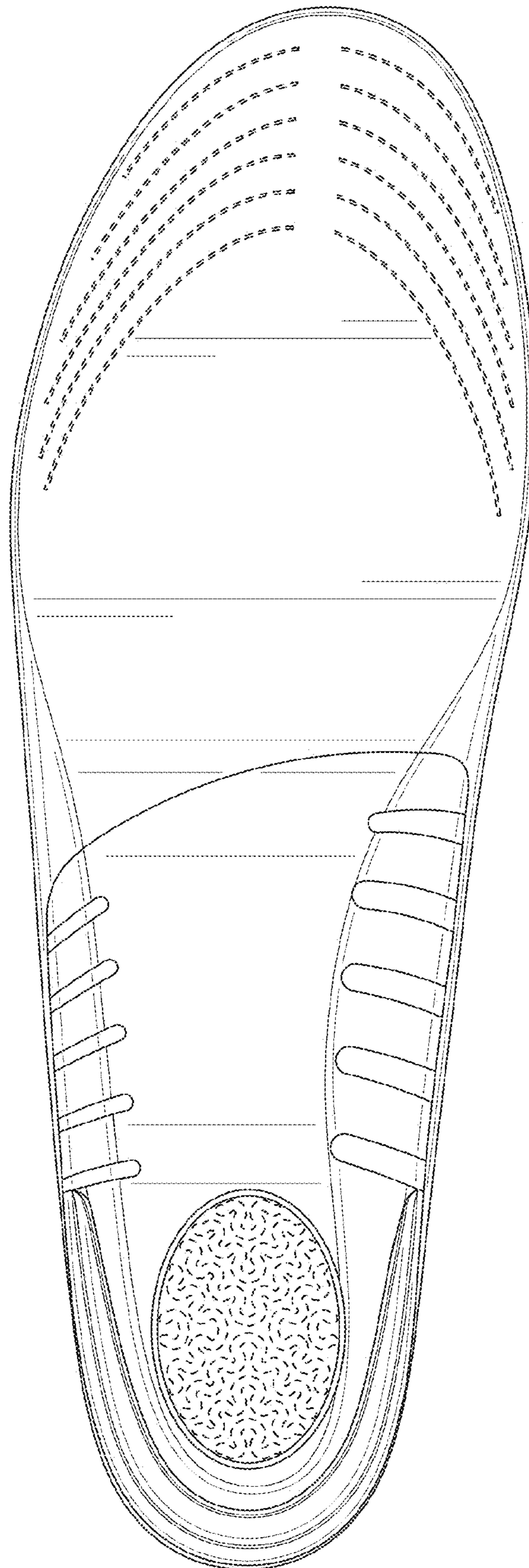


FIG. 8