



US00D979195S

(12) **United States Design Patent**
Nethongkome

(10) **Patent No.:** **US D979,195 S**
(45) **Date of Patent:** **** Feb. 28, 2023**

- (54) **SHOE**
- (71) Applicant: **NIKE, Inc.**, Beaverton, OR (US)
- (72) Inventor: **Benjamin Nethongkome**, Beaverton, OR (US)
- (73) Assignee: **NIKE, Inc.**, Beaverton, OR (US)
- (**) Term: **15 Years**
- (21) Appl. No.: **29/833,882**
- (22) Filed: **Apr. 7, 2022**
- (51) **LOC (14) Cl.** **02-04**
- (52) **U.S. Cl.**
USPC **D2/947**
- (58) **Field of Classification Search**
USPC D2/902, 906, 908, 916, 918, 925,
D2/946-962, 977; 36/3 B, 22 R, 24.5,
36/25 R, 28, 32 R, 34 R, 59 C, 67 A, 103
CPC A43B 13/00; A43B 13/02; A43B 13/023;
A43B 13/026; A43B 13/04; A43B 13/08;
A43B 13/10; A43B 13/12; A43B 13/14;
A43B 13/141; A43B 13/143; A43B
13/16; A43B 13/18; A43B 13/181; A43B
13/187; A43B 13/189; A43B 13/20; A43B
13/22; A43B 13/223; A43B 13/24; A43B
13/28; A43B 13/30; A43B 13/32; A43B
13/34; A43B 13/36
See application file for complete search history.

- (56) **References Cited**
U.S. PATENT DOCUMENTS
D320,302 S 10/1991 Kiyosawa
D320,303 S 10/1991 Kiyosawa
D333,208 S * 2/1993 Lucas B29D 35/122
D2/977
D377,411 S * 1/1997 Murray A43B 7/1445
D2/959
5,628,128 A * 5/1997 Miller A43B 13/181
36/114

- D398,740 S 9/1998 Hewett
- D398,742 S 9/1998 Avar
- D409,362 S 5/1999 Turner et al.
- D409,826 S 5/1999 Turner et al.
- D450,439 S * 11/2001 Wilson A43B 13/223
D2/977
- D495,859 S * 9/2004 Kubo D2/960
(Continued)

OTHER PUBLICATIONS

Nike; Kyrie Flytrap 4; Accessed on Oct. 5, 2021 from <https://www.nike.com/t/kyrie-flytrap-4-basketball-shoes-0TKwJ7/CT1972-006>; 3 pages.

(Continued)

Primary Examiner — T Chase Nelson
(74) *Attorney, Agent, or Firm* — Schwabe, Williamson & Wyatt, P.C.

(57) **CLAIM**

I claim the ornamental design for a shoe, as shown and described.

DESCRIPTION

The patent or application file contains at least one drawing executed in color. Copies of this patent or patent application publication with color drawing(s) will be provided by the Office upon request and payment of the necessary fee.

FIG. 1 is a front perspective view of a shoe, showing my new design;

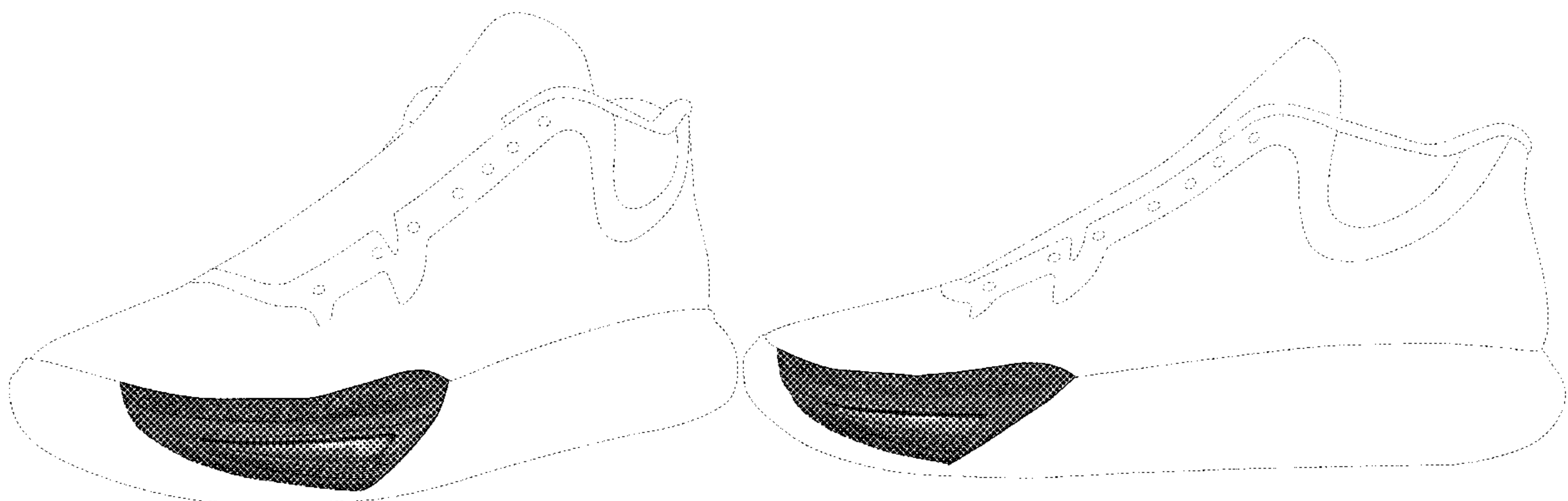
FIG. 2 is a right side view thereof;

FIG. 3 is a rear perspective view thereof; and,

FIG. 4 is a front view thereof.

The dot-dash broken line represents a boundary of the claimed design and forms no part of the claimed design. The broken lines depicting the remainder of the shoe show features that form no part of the claimed design.

1 Claim, 4 Drawing Sheets
(4 of 4 Drawing Sheet(s) Filed in Color)



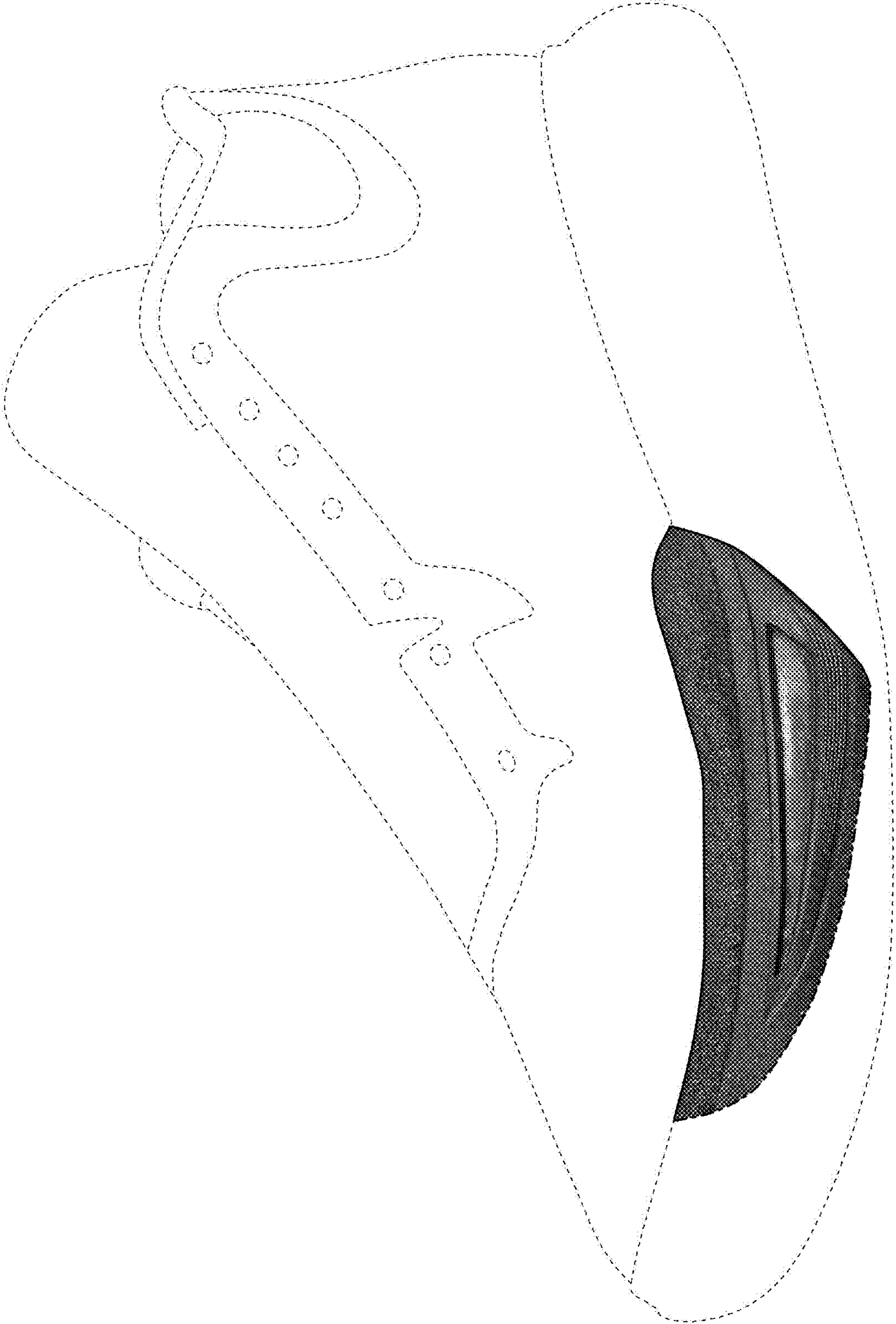


FIG. 1

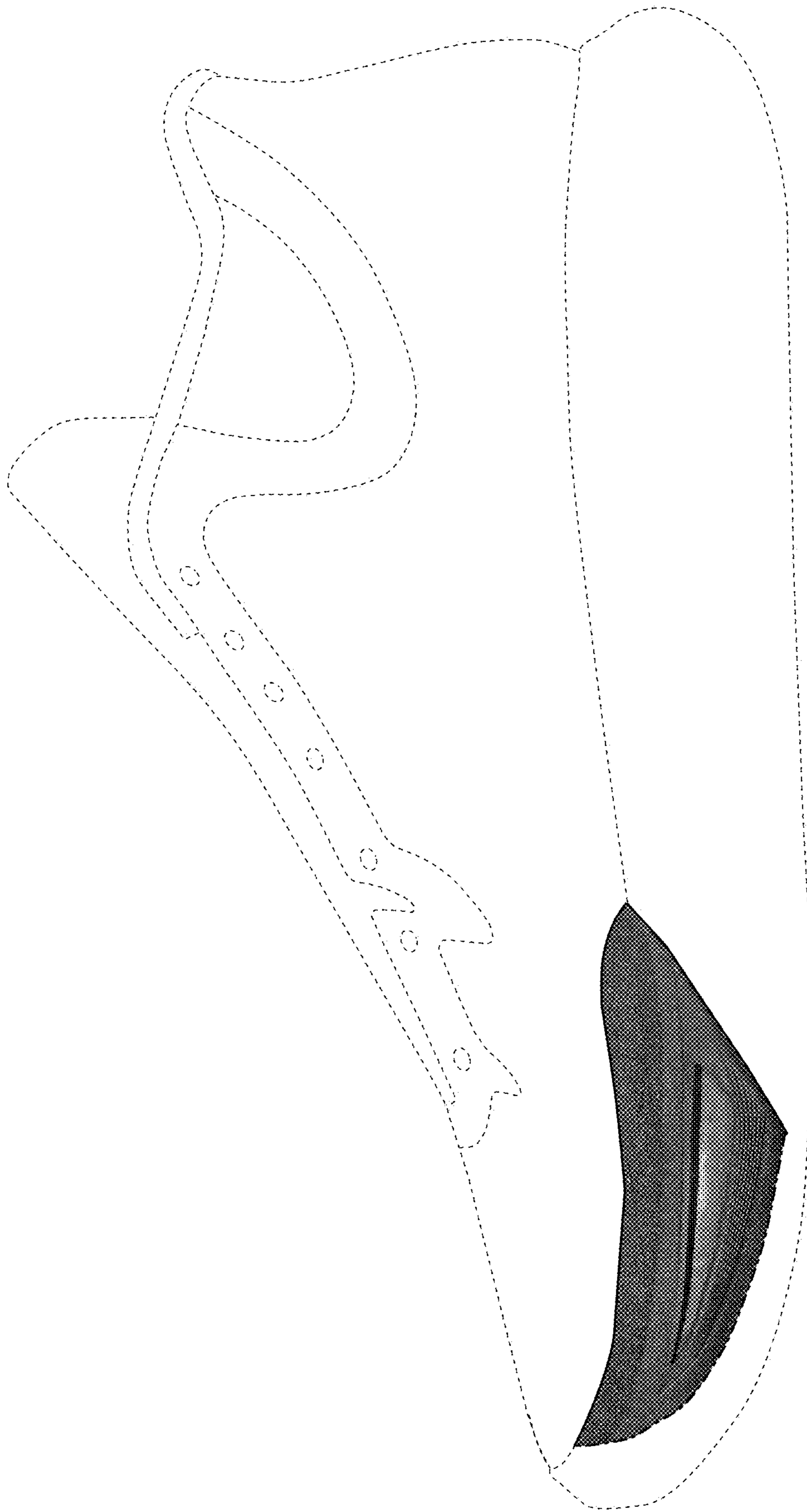


FIG. 2

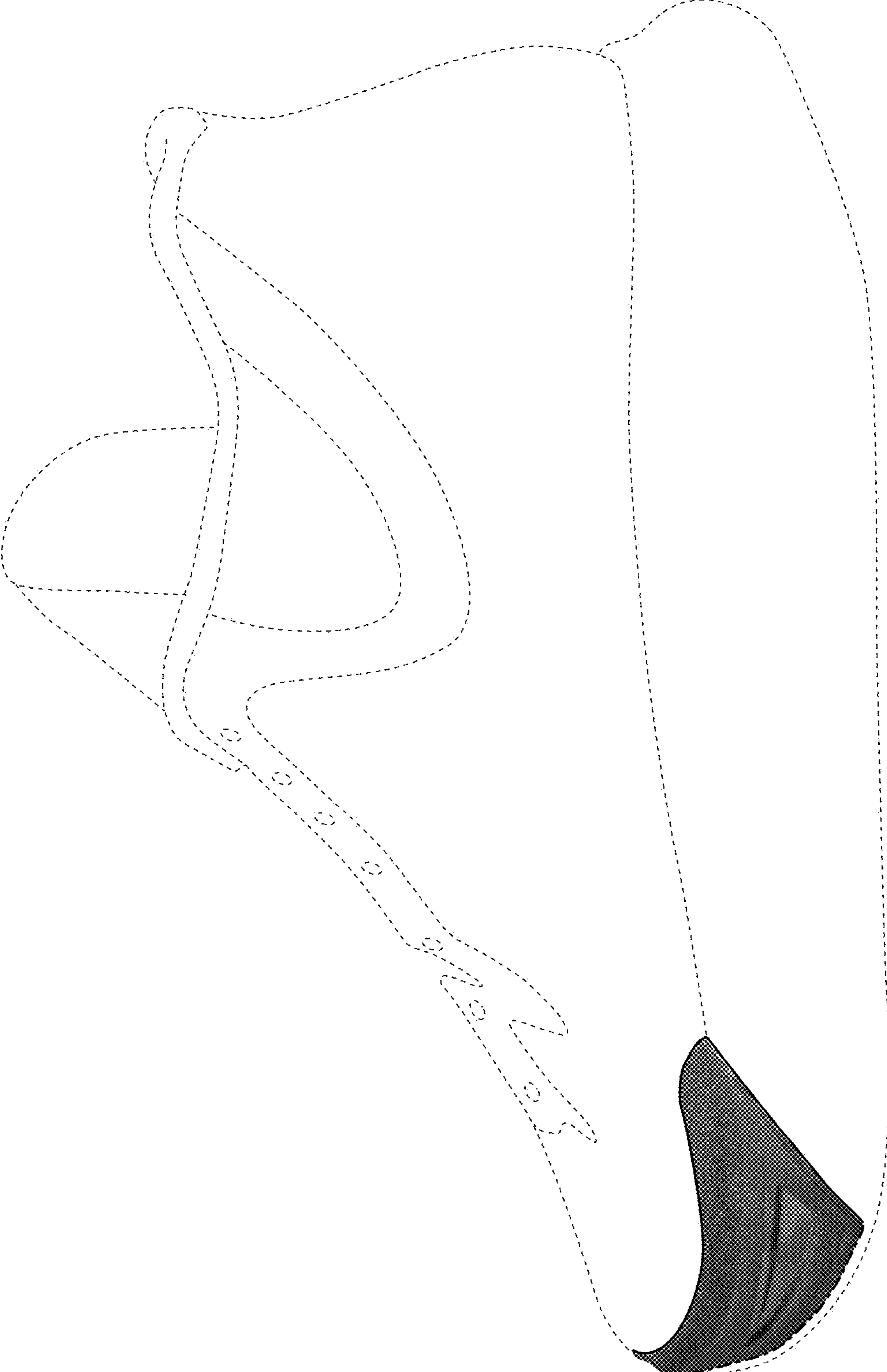


FIG. 3

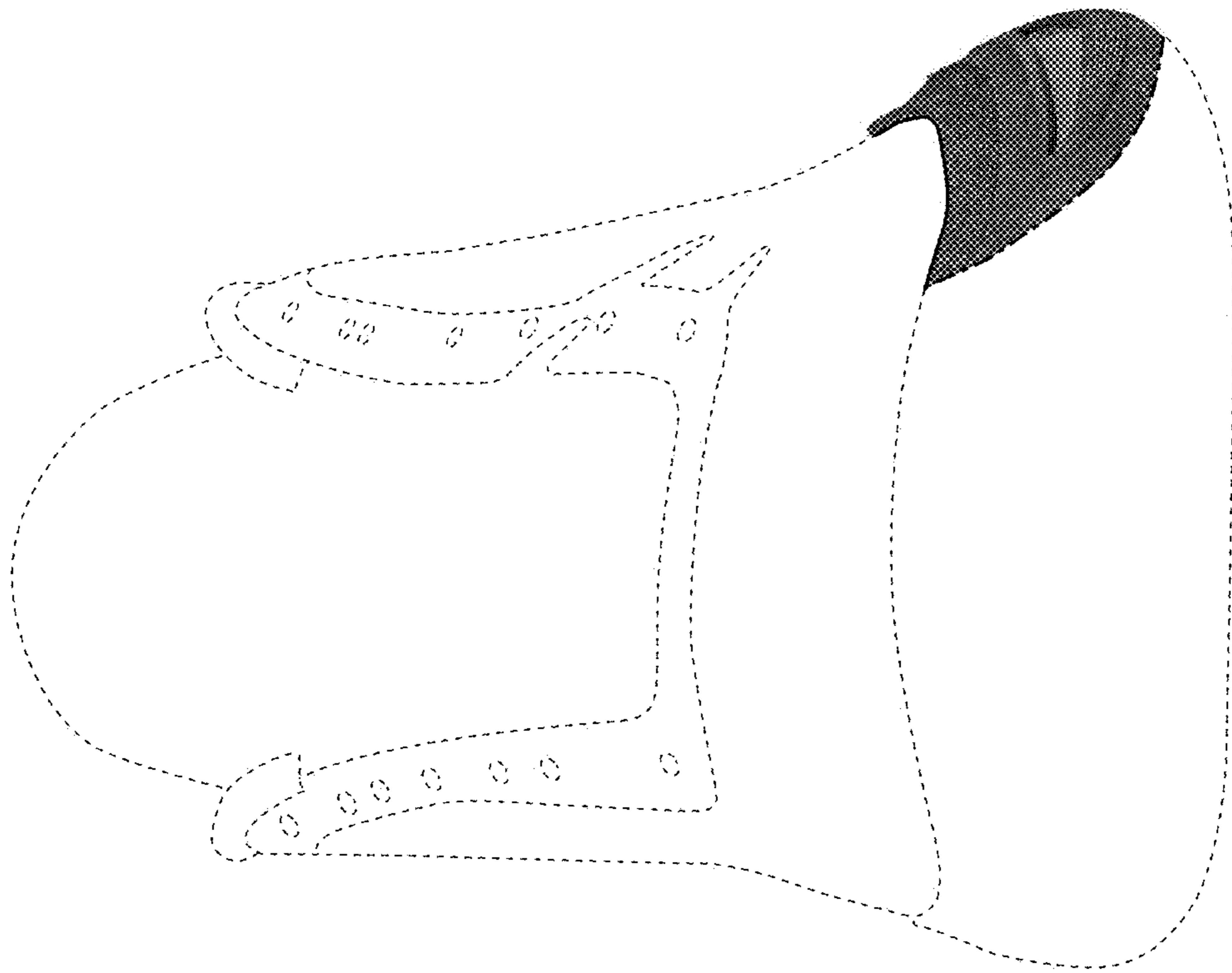


FIG. 4