

US00D979180S

(12) **United States Design Patent**
Lambert et al.

(10) **Patent No.:** **US D979,180 S**
(45) **Date of Patent:** **** Feb. 28, 2023**

(54) **NECK GAITER**

FOREIGN PATENT DOCUMENTS

(71) Applicant: **MPUSA, LLC**, Fort Lauderdale, FL (US)

GB 6088835 * 5/2020
KR 301074080.0000 * 9/2020

(Continued)

(72) Inventors: **Thomas Lambert**, Bel Air, MD (US);
Christopher Valletta, New York, NY (US); **Ray Sozzi**, Greenwich, CT (US)

OTHER PUBLICATIONS

(73) Assignee: **MPUSA, LLC**, Fort Lauderdale, FL (US)

Adjustable Gaiter, available at mission.com, earliest customer review date Oct. 6, 2020 [online], site visited Jan. 19, 2022, available from the internet URL: <https://www.mission.com/collections/mission-adjustable-gaiters/products/all-season-adjustable-neck-gaiter?variant=32729457000541> (Year: 2020).*

(Continued)

(**) Term: **15 Years**

(21) Appl. No.: **29/748,440**

(22) Filed: **Aug. 28, 2020**

Primary Examiner — Tracey J Bell

Assistant Examiner — Jillian Mazzola

(51) **LOC (14) Cl.** **02-05**

(74) *Attorney, Agent, or Firm* — Carter Deluca & Farrell LLP

(52) **U.S. Cl.**
USPC **D2/500**

(58) **Field of Classification Search**
USPC D2/500–508; D24/105, 106, 110, 110.1; D29/100, 108
CPC A41G 7/00; A41G 7/02; A61K 8/0212; A41D 13/11; A41D 13/1107; A41D 13/1115; A41D 13/1123; A41D 13/113; A41D 13/1138; A41D 13/1146; A41D 13/1153; A41D 13/1161; A41D 13/1169; A41D 13/1176; A41D 23/00; A41D 2023/002; A41D 2023/004

See application file for complete search history.

(57) **CLAIM**

The ornamental design for a neck gaiter, as shown and described.

DESCRIPTION

FIG. 1 is a perspective view of a neck gaiter showing my new design in a first embodiment.

FIG. 2 is a front view of the neck gaiter, in a laid-flat configuration.

FIG. 3 is a rear view thereof, in a laid-flat configuration.

FIG. 4 is a first side view of the neck gaiter, in a laid-flat configuration.

FIG. 5 is a second side view thereof, in a laid-flat configuration; and,

FIG. 6 is a front view of a second embodiment of the neck gaiter showing my new design.

The dashed lines showing triangles in FIGS. 1, 2, 4, and 5 depict portions of the neck gaiter that form no part of the claimed design.

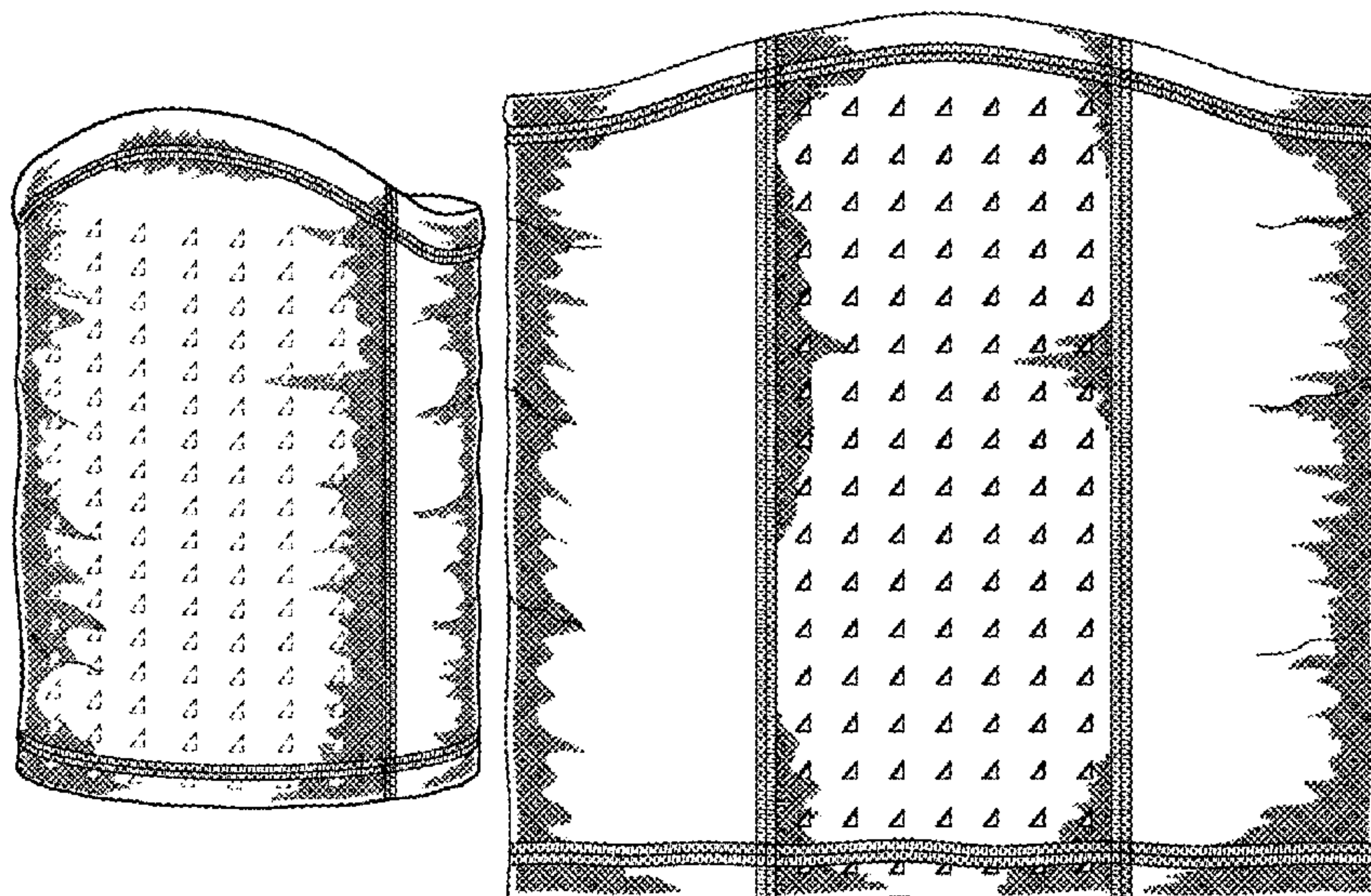
(56) **References Cited**

U.S. PATENT DOCUMENTS

D33,352 S * 10/1900 Warren D2/609
D133,803 S * 9/1942 Wagner D2/625
2,425,479 A * 8/1947 Le Blanc A41F 11/16
2/311
D259,220 S * 5/1981 Small 2/170
D345,502 S * 3/1994 Clar D9/434
D369,442 S * 4/1996 Jones D2/500

(Continued)

1 Claim, 6 Drawing Sheets



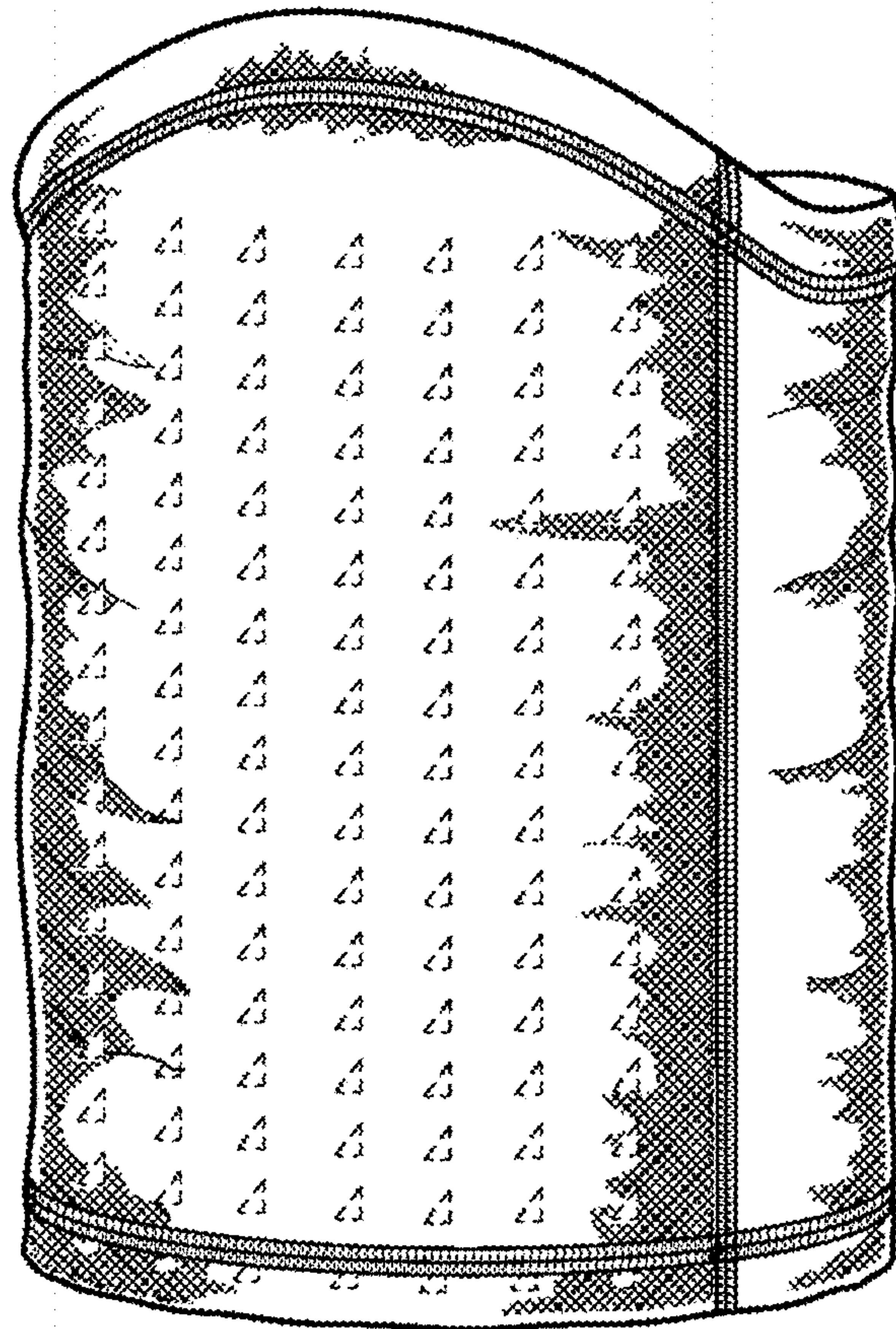


FIG. 1

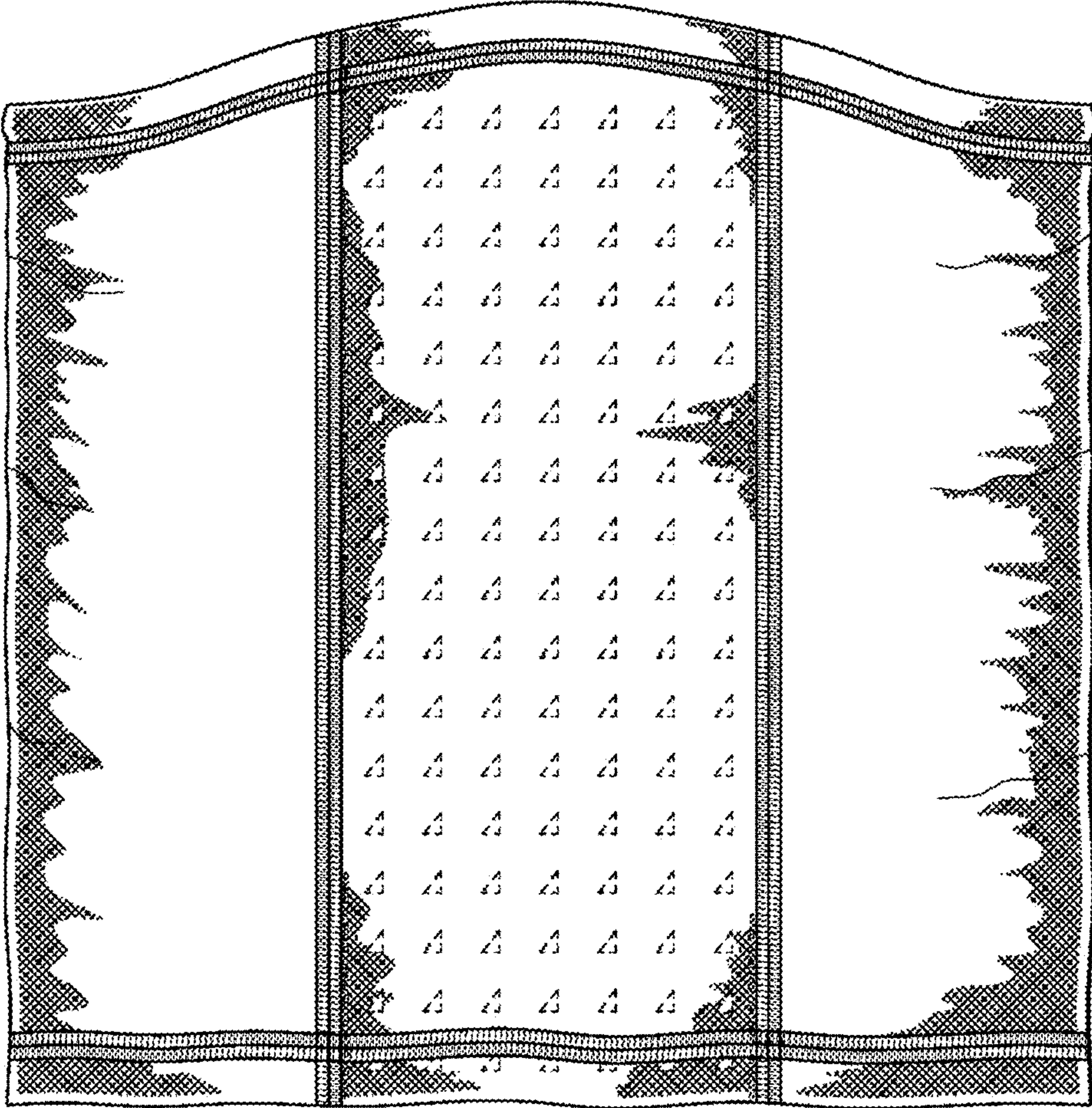


FIG. 2




FIG. 3




FIG. 4

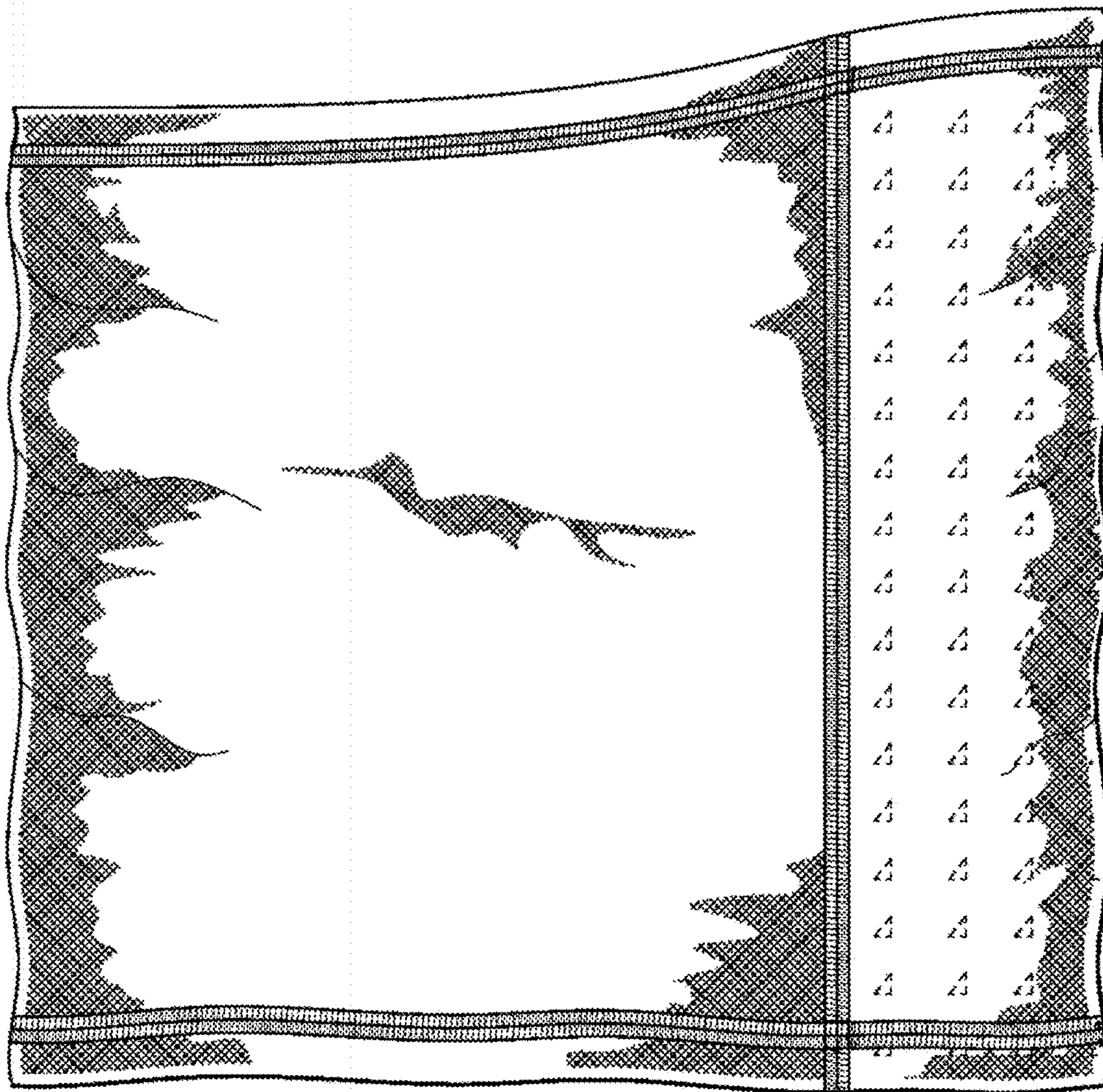


FIG. 5

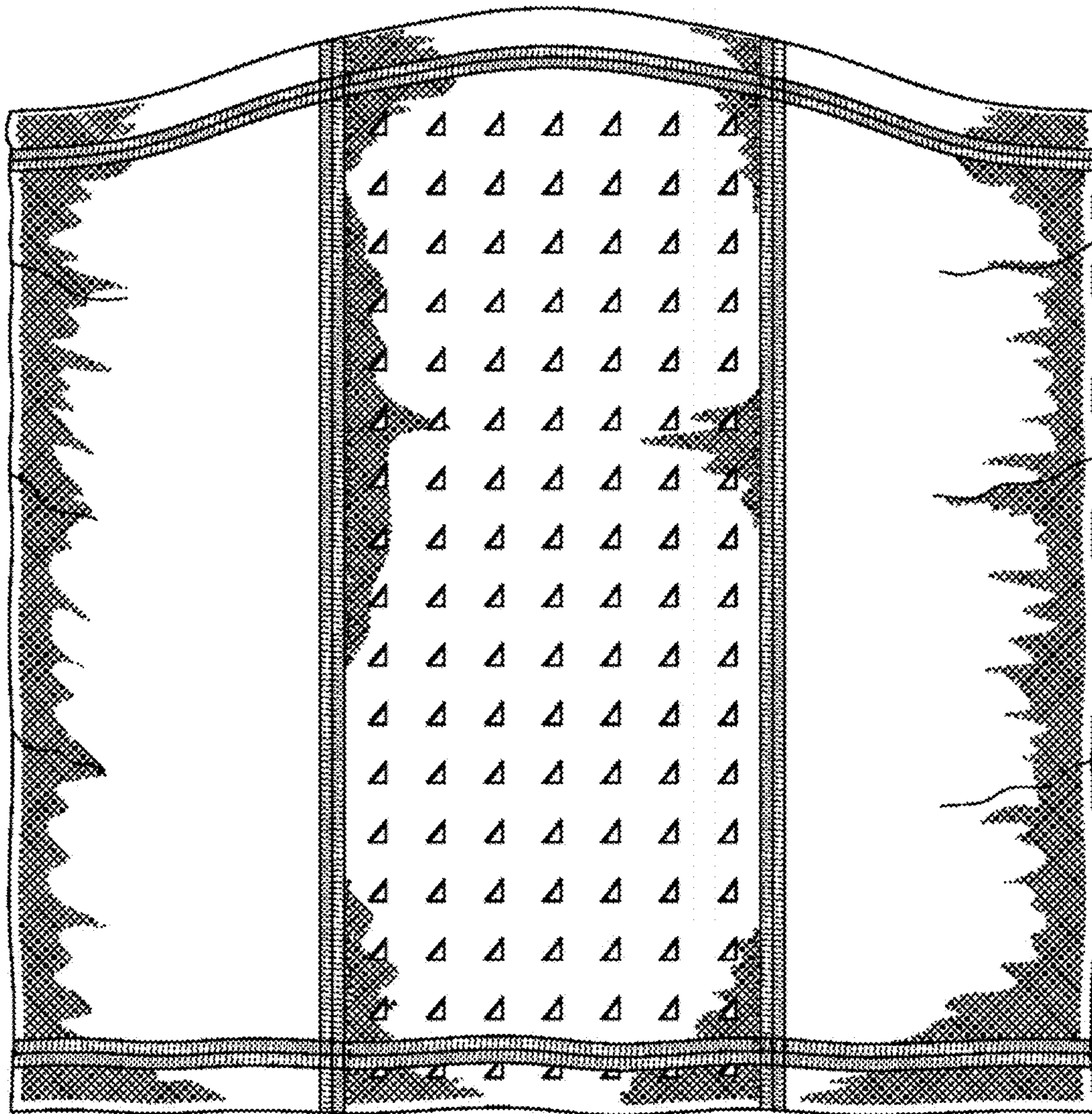


FIG. 6