



US00D979179S

(12) **United States Design Patent** (10) **Patent No.:** **US D979,179 S**
Tulli et al. (45) **Date of Patent:** **** Feb. 28, 2023**

(54) **CONFECTIONERY**

(71) Applicant: **PERFETTI VAN MELLE SPA**,
Lainate (IT)

(72) Inventors: **Alessio Tulli**, Origgio (IT); **Evşen Süleymanoğlu**, Milan (IT)

(73) Assignee: **PERFETTI VAN MELLE SPA**,
Lainate (IT)

(**) Term: **15 Years**

(21) Appl. No.: **29/808,837**

(22) Filed: **Sep. 23, 2021**

(51) **LOC (14) Cl.** **01-01**

(52) **U.S. Cl.**
USPC **D1/127**

(58) **Field of Classification Search**
USPC D1/100–130, 199; 426/94, 104, 138,
426/143, 144, 274, 283, 303, 391, 512,
426/514, 518, 549; D6/597, 601;
D8/8.1; D9/451, 707, 710, 715;
D28/8.1, 8.2; D21/385, 386, 707;
D24/101–104
CPC . A21C 11/12; A22C 13/0013; A21D 13/0016;
A21D 13/0022; A21D 13/0025; A21D
13/0029; A21D 13/0074; A23G 3/54;
A23G 4/20; A23G 9/48; A23L 1/005;
A23L 1/0052; A23L 1/0067; A23L 1/16;
A23L 1/1641; A23L 1/217; A23V
2002/00

See application file for complete search history.

(56) **References Cited**

U.S. PATENT DOCUMENTS

2,987,445	A *	6/1961	Levesque	A61K 9/2027 210/348
3,044,938	A *	7/1962	Halley	A61K 9/2077 424/470
D269,711	S *	7/1983	Tovey	424/467
D451,795	S *	12/2001	Ghatlia	D9/710
D485,963	S *	2/2004	Norton	D1/127
D510,173	S *	10/2005	Richey	D1/127
D592,273	S *	5/2009	Eisch	D23/207
D658,347	S *	5/2012	Gottardi B. Maia	D1/121
8,431,150	B2 *	4/2013	Stawski	A23G 4/18 426/660
D783,927	S *	4/2017	Gao	D1/127
D812,841	S *	3/2018	Adams	D1/128
D843,682	S *	3/2019	Kamper	D1/128
D915,732	S *	4/2021	Bauer	D1/127

* cited by examiner

Primary Examiner — Katie Jane Stoffko

(74) *Attorney, Agent, or Firm* — Collard & Roe, P.C.

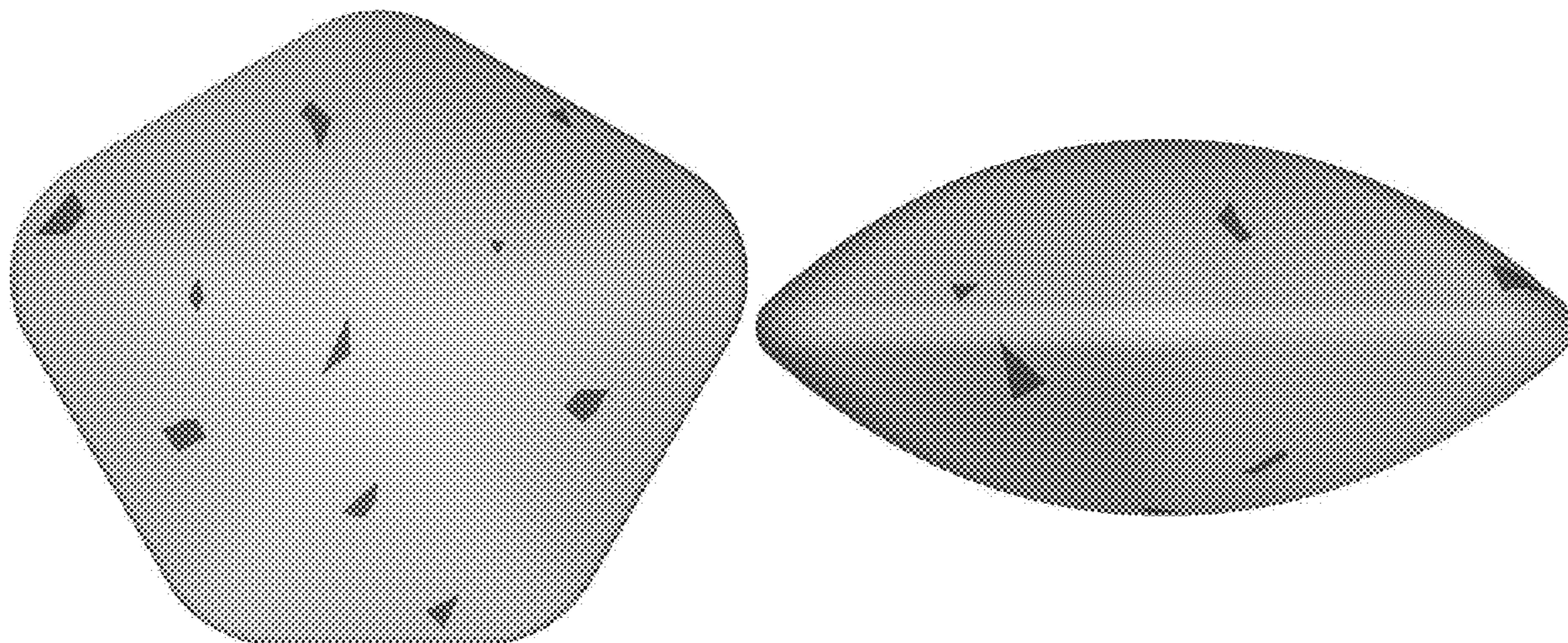
(57) **CLAIM**

The ornamental design for a confectionery, as shown and described.

DESCRIPTION

FIG. 1 is a front and left side perspective view of a confectionery, showing our new design; FIG. 2 is a front elevation view thereof; FIG. 3 is a rear elevation view thereof; FIG. 4 is a top plan view thereof; FIG. 5 is a right side elevation view thereof; and, FIG. 6 is a left side elevation view thereof.

1 Claim, 6 Drawing Sheets






FIG. 1




FIG. 2




FIG. 3




FIG. 4




FIG. 5




FIG. 6