



US00D979166S

(12) **United States Design Patent** (10) **Patent No.:** **US D979,166 S**
Song (45) **Date of Patent:** **** Feb. 21, 2023**

- (54) **LAUNDRY HAMPER**
- (71) Applicant: **Ziel Home Furnishing Technology Co., Ltd., Henan (CN)**
- (72) Inventor: **Chuan Song, Henan (CN)**
- (73) Assignee: **Ziel Home Furnishing Technology Co., Ltd., Zhengzhou (CN)**
- (**) Term: **15 Years**
- (21) Appl. No.: **29/777,005**
- (22) Filed: **Apr. 1, 2021**
- (51) **LOC (14) Cl.** **09-04**
- (52) **U.S. Cl.**
USPC **D32/37**
- (58) **Field of Classification Search**
USPC D3/304, 306, 309, 312; D32/35-37
CPC B65D 25/30; B65D 25/06; B62B 3/025;
B62B 3/003; B62B 5/0061; D06F 95/002;
D06F 95/00; D06F 95/008
See application file for complete search history.

(56) **References Cited**

U.S. PATENT DOCUMENTS

D274,662 S *	7/1984	Fausel	D32/37
D293,383 S *	12/1987	Thompson	D32/37
D353,237 S *	12/1994	Banker	D32/37
D426,956 S *	6/2000	Lacy	D3/304
D463,666 S *	10/2002	Williamson	D3/306
D503,020 S *	3/2005	Sofy	D32/37
D643,584 S *	8/2011	Duvigneau	D32/37
D760,979 S *	7/2016	Chang	D32/37
D824,621 S *	7/2018	Duvigneau	D32/37
D840,151 S *	2/2019	Mazor	D3/306
D855,917 S *	8/2019	Wang	D32/37
10,882,231 B2 *	1/2021	Itzhak-Sigron	D04B 21/00
D925,149 S *	7/2021	Huang	D32/37
D927,811 S *	8/2021	Simonetti	D32/37

D949,497 S *	4/2022	Messalem	D3/307
D959,155 S *	8/2022	Duvigneau	D5/1
2013/0270131 A1 *	10/2013	Shieh	D06F 95/002 206/278
2017/0246781 A1 *	8/2017	Itzhak-Sigron ...	B29C 45/14786

OTHER PUBLICATIONS

Amazon.com GREENSTELL Laundry Hamper with Wheels & Lid
https://www.amazon.com/GREENSTELL-Laundry-Sections-Removable-Handwoven/dp/B08ZY5BBJQ/ref=sr_1_42 (Year: 2021).
Chuan Song, https://www.amazon.fr/SONGMICS-Corbeille-Imitation-Compartiments-Couvercle/dp/B08BF7NRHY/ref=sr_1_1?__mk_fr_FR=%C3%85M%C3%85%C5%BD%C3%95%C3%91&dchild=1&keywords=LCB083G02&qid=1617086939&sr=8-1, Aug. 17, 2020.

* cited by examiner

Primary Examiner — Kevin K Rudzinski
Assistant Examiner — Richard E Yenchesky


(57) **CLAIM**

The ornamental design for a laundry hamper, as shown and described.

DESCRIPTION

FIG. 1 is a front elevational view of a laundry hamper showing my new design;
FIG. 2 is a rear elevational view thereof;
FIG. 3 is a left side view thereof;
FIG. 4 is a right side view thereof;
FIG. 5 is a top plan view thereof;
FIG. 6 is a bottom plan view thereof;
FIG. 7 is a rear and right side perspective view thereof;
FIG. 8 is a top perspective view showing the laundry hamper in an open state;
FIG. 9 is a top and right side perspective view showing the laundry hamper in an open state; and,
FIG. 10 is a top, front and right side perspective view showing the laundry hamper in an open state.

1 Claim, 10 Drawing Sheets






Fig. 1




Fig. 2




Fig. 3




Fig. 4




Fig. 5




Fig. 6




Fig. 7




Fig. 8




Fig. 9




Fig. 10