



US00D979165S

(12) **United States Design Patent**
Chee et al.

(10) **Patent No.:** **US D979,165 S**
(45) **Date of Patent:** **** Feb. 21, 2023**

(54) **DRUM FOR CLOTHES DRYING MACHINE**

(71) Applicant: **LG ELECTRONICS INC.**, Seoul (KR)

(72) Inventors: **Eunyoung Chee**, Seoul (KR); **Sojin Park**, Seoul (KR); **Junghwan Lee**, Seoul (KR); **Hyewon Kim**, Seoul (KR)

(73) Assignee: **LG Electronics Inc.**, Seoul (KR)

(**) Term: **15 Years**

(21) Appl. No.: **29/778,422**

(22) Filed: **Apr. 13, 2021**

(30) **Foreign Application Priority Data**

Oct. 14, 2020 (KR) 30-2020-0049211

(51) **LOC (14) Cl.** **15-05**

(52) **U.S. Cl.**
USPC **D32/29**

(58) **Field of Classification Search**

USPC D5/53-56; D26/25, 35, 36, 66, 154, 156;
D32/1, 25, 29, 29.1
CPC D06F 58/00; D06F 58/02; D06F 58/04;
D06F 58/20; D06F 2103/24; D06F 23/04;
D06F 23/02; D06F 23/06; D06F 25/00;
D06F 35/006; D06F 35/007; D06F
35/005; D06F 41/00

See application file for complete search history.

(56) **References Cited**

U.S. PATENT DOCUMENTS

D93,149 S * 8/1934 Whiting D25/155
D123,909 S * 12/1940 Luby D9/456
D523,169 S * 6/2006 Schuyler D26/154
D556,404 S * 11/2007 Park D32/25
D648,137 S * 11/2011 Olson D5/53
D668,826 S * 10/2012 An D32/29

D753,357 S * 4/2016 Song D32/29
10,036,113 B2 * 7/2018 Fitzgerald D06F 37/02
D833,758 S * 11/2018 Kauschke D5/55
D867,700 S * 11/2019 Fitzgerald D32/29
D871,082 S * 12/2019 Bradley D5/53
D878,690 S * 3/2020 Fitzgerald D32/29
2011/0154580 A1 * 6/2011 Kim D06F 35/005
68/200

(Continued)

FOREIGN PATENT DOCUMENTS

KR 301123270.0000 * 8/2021
RU 00128340 * 11/2021
WO WOD214393-001 * 10/2021

Primary Examiner — Kevin K Rudzinski

Assistant Examiner — Richard E Yenchesky

(74) *Attorney, Agent, or Firm* — Birch, Stewart, Kolasch & Birch, LLP

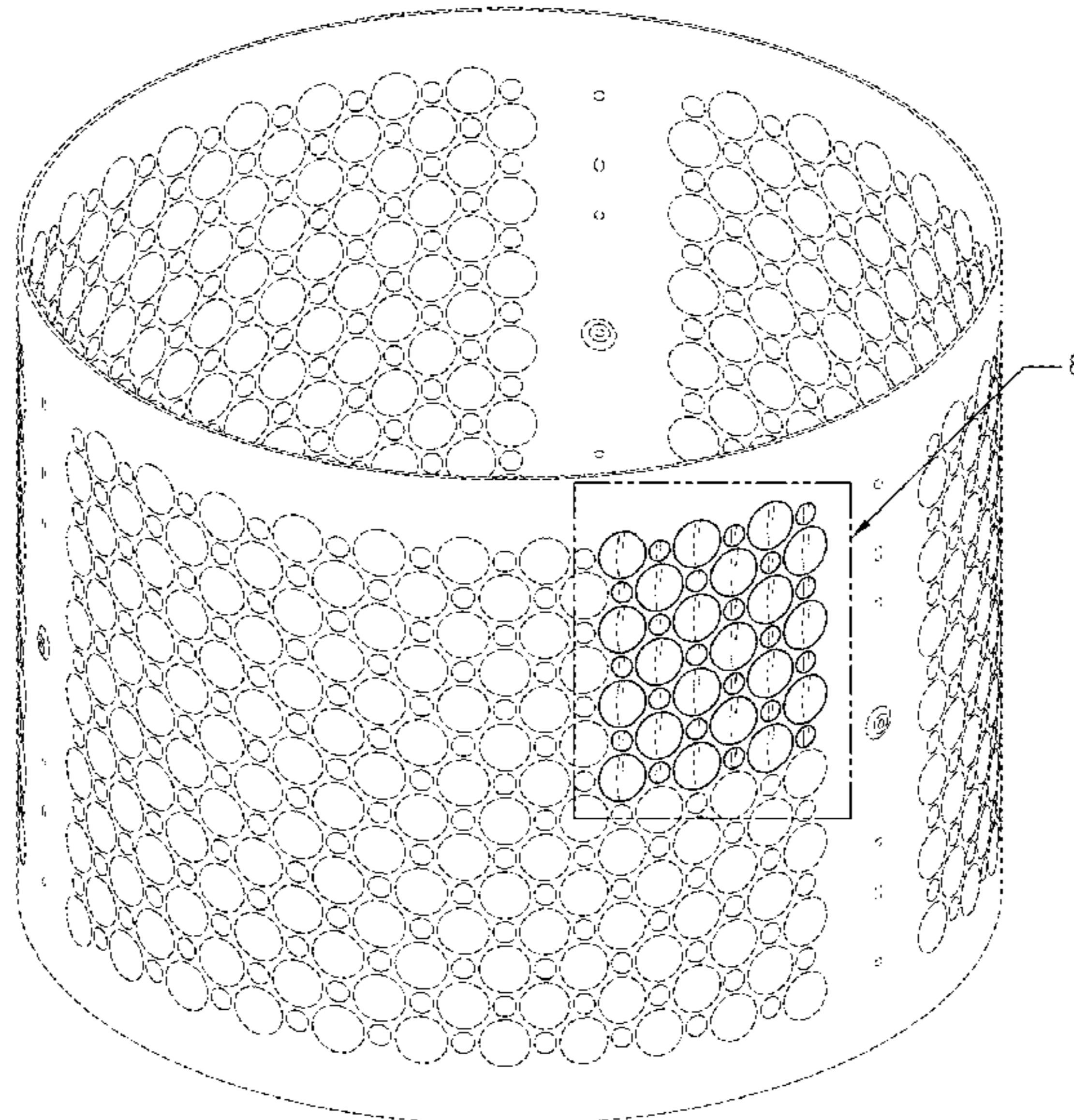
(57) **CLAIM**

We claim the ornamental design for a drum for clothes drying machine, as shown and described.

DESCRIPTION

FIG. 1 is a perspective view of a drum for clothes drying machine showing a new design;
FIG. 2 is a front view thereof;
FIG. 3 is a rear view thereof;
FIG. 4 is a left-side elevation view thereof;
FIG. 5 is a right-side elevation view thereof;
FIG. 6 is a top plan view thereof;
FIG. 7 is a bottom plan view thereof; and,
FIG. 8 is a partial enlarged view of the portion 8 in FIG. 1. The dot-dot-dash lines encircling portions of the claimed design in FIGS. 1 and 8 are illustrated in an enlargement view and form no part of the claimed design. The broken lines represent portions of the Drum for clothes drying machine that form no part of the claimed design.

1 Claim, 8 Drawing Sheets



(56)

References Cited

U.S. PATENT DOCUMENTS

2020/0332448 A1* 10/2020 Hahn D06F 58/22

* cited by examiner

FIG. 1

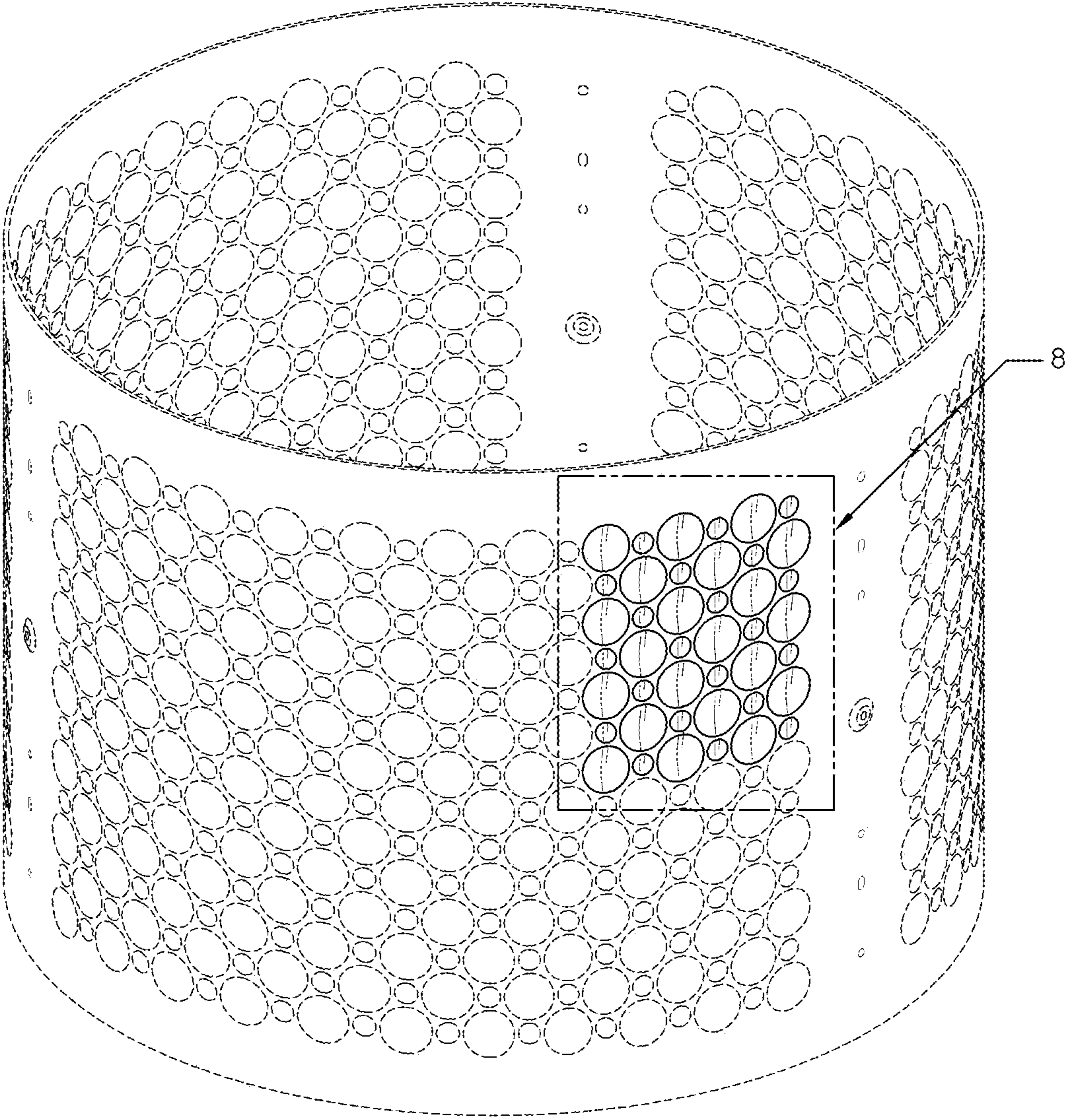


FIG. 2

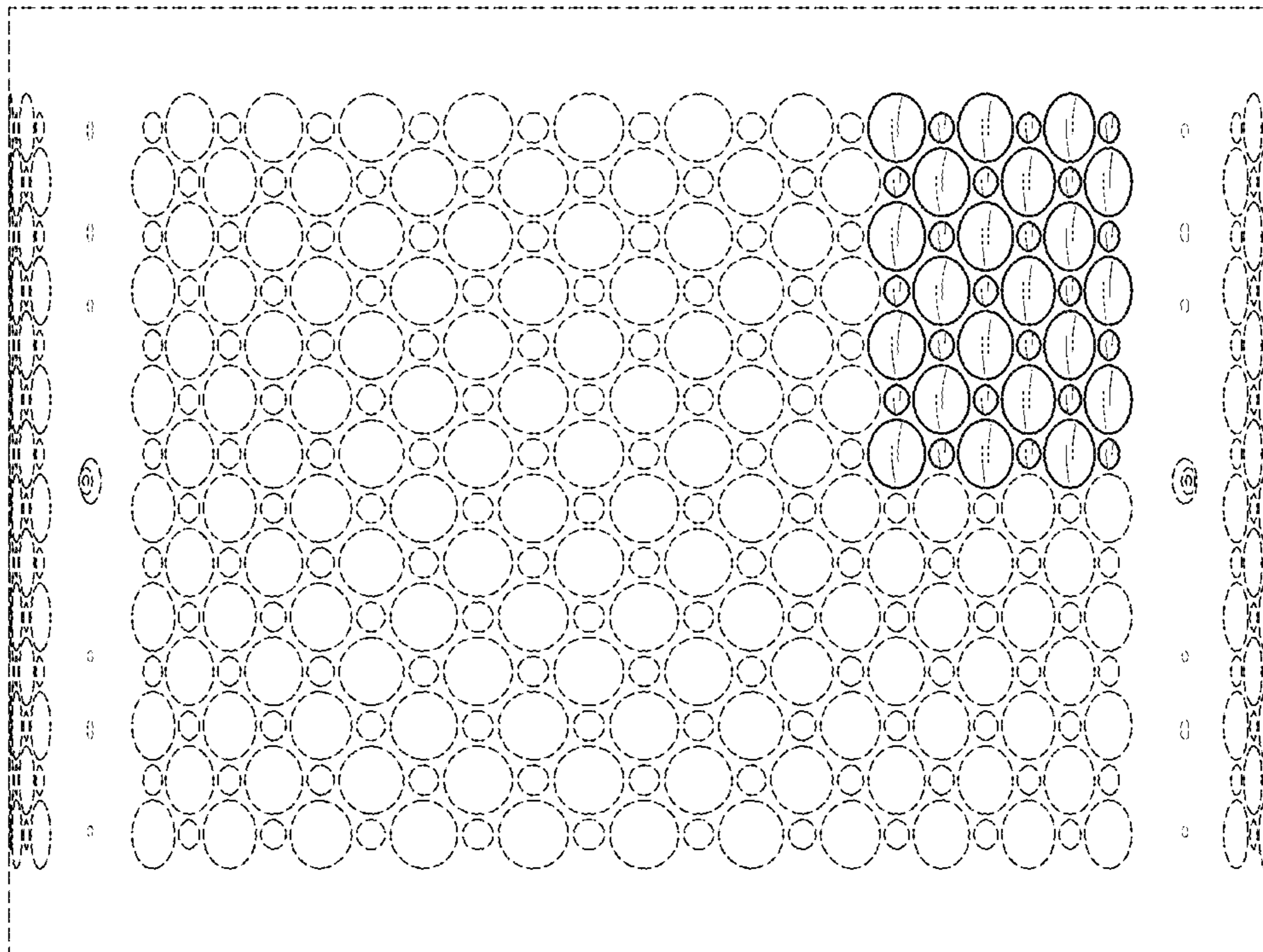


FIG. 3

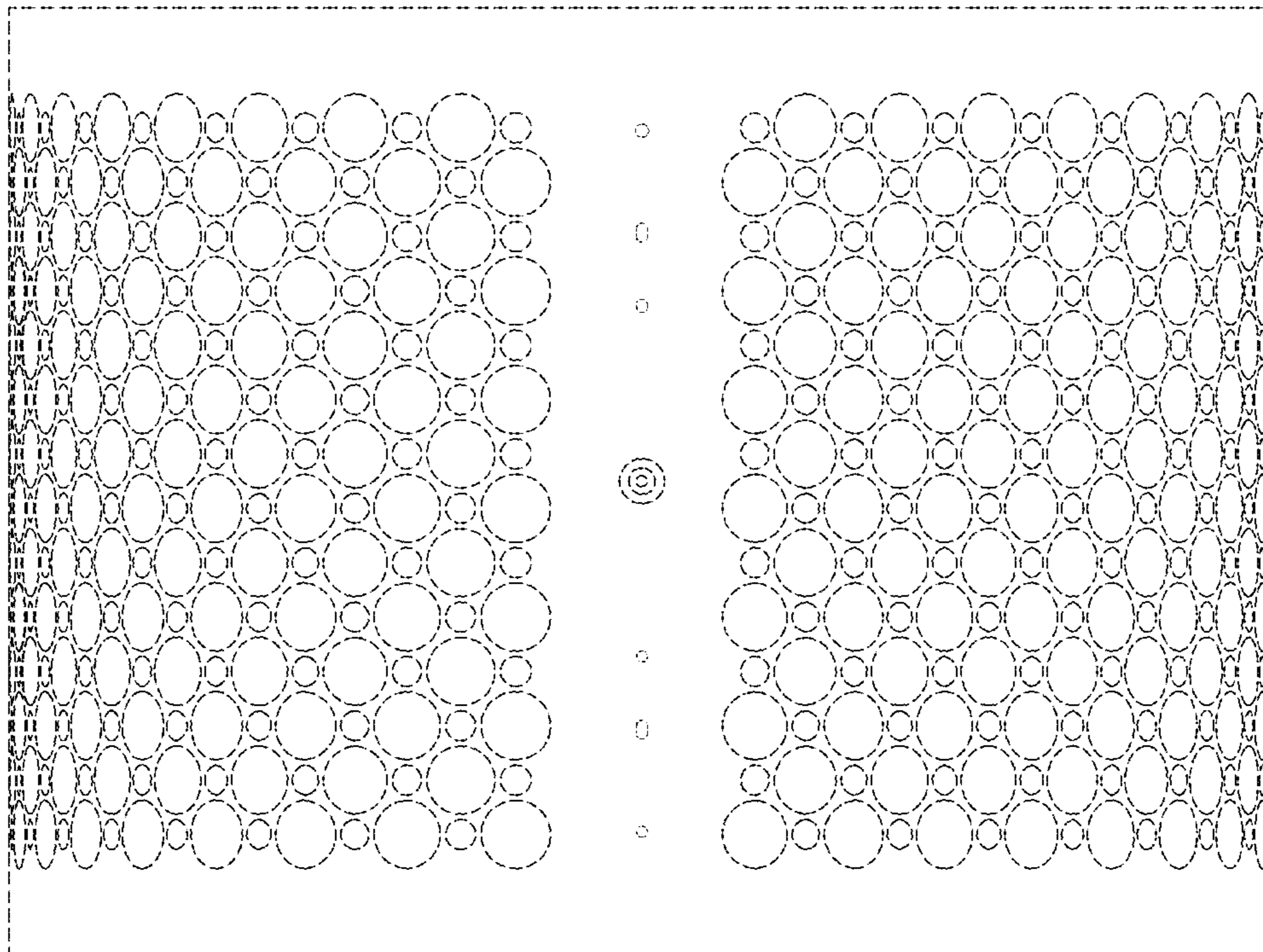


FIG. 4

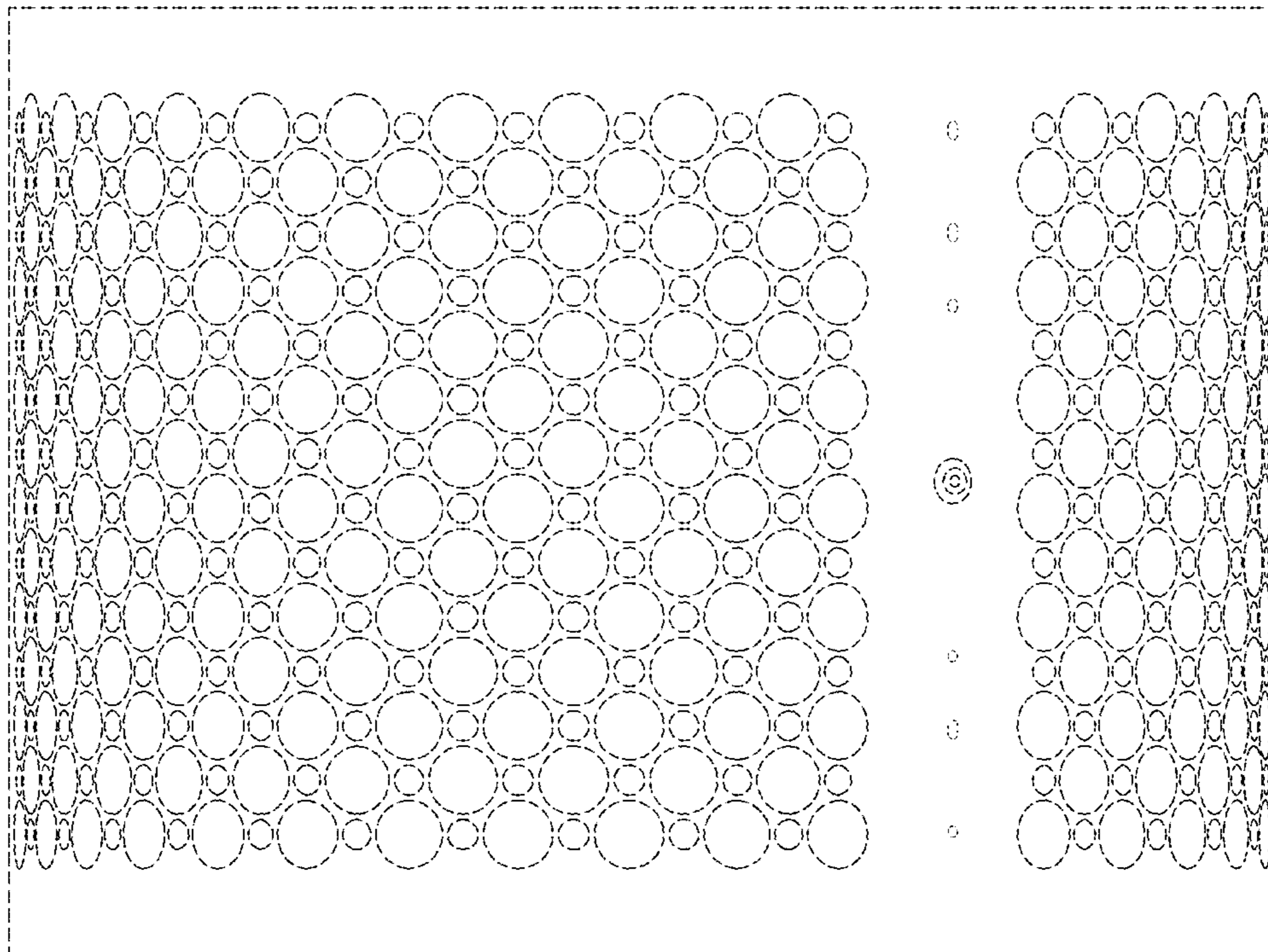


FIG. 5

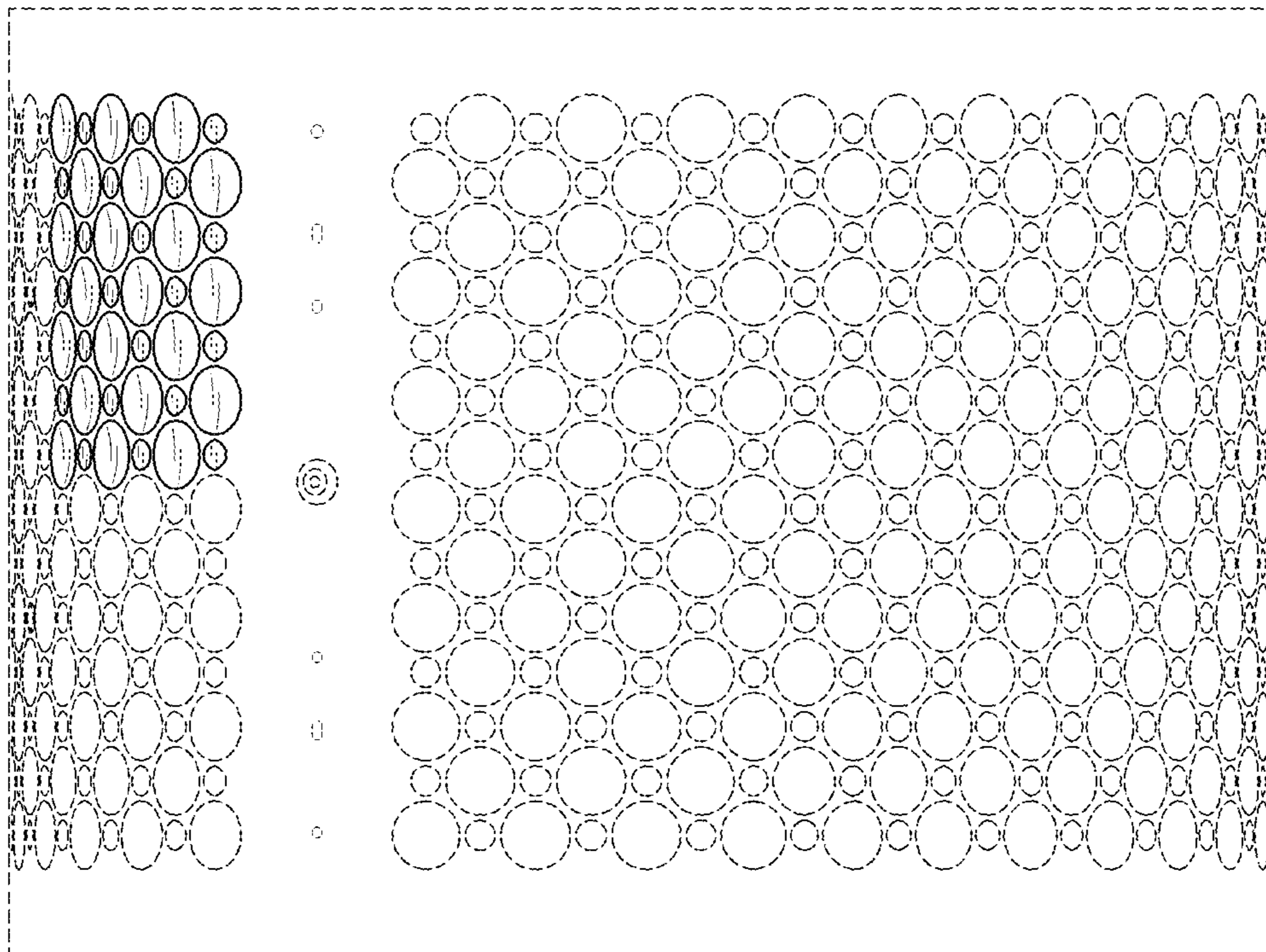


FIG. 6




FIG. 7




FIG. 8

