



US00D979133S

(12) **United States Design Patent** (10) **Patent No.:** **US D979,133 S**
Kaminski (45) **Date of Patent:** **** Feb. 21, 2023**

(54) **CURLING IRON**
(71) Applicant: **LE Holdings LLC**, Alamo, CA (US)
(72) Inventor: **Mia Kaminski**, Alamo, CA (US)
(**) Term: **15 Years**
(21) Appl. No.: **29/753,278**
(22) Filed: **Sep. 30, 2020**
(51) **LOC (14) Cl.** **28-03**
(52) **U.S. Cl.**
USPC **D28/35**
(58) **Field of Classification Search**
USPC D28/10, 35, 38
CPC ... A45D 1/00; A45D 1/02; A45D 1/04; A45D
1/06; A45D 1/08; A45D 1/10; A45D
1/14; A45D 1/16; A45D 2/00; A45D
2/001; A45D 2/04; A45D 2/06; A45D
2/36; A45D 2001/002; A45D 2001/004;
A45D 4/00; A45D 4/02; A45D 4/04;
A45D 4/06; A45D 4/08
See application file for complete search history.

(56) **References Cited**
U.S. PATENT DOCUMENTS
D259,589 S * 6/1981 Chin D28/35
D306,358 S * 2/1990 Rizzuto D28/35

D646,023 S * 9/2011 Kim D28/35
D658,330 S * 4/2012 Yue D28/35
D672,501 S * 12/2012 Kim D28/35
D698,489 S * 1/2014 Byun D28/35
D765,910 S * 9/2016 Bermudez D28/35
D779,728 S * 2/2017 Bermudez D28/35
D865,871 S * 11/2019 Fernandez-Katz D21/333
D884,967 S * 5/2020 Peng D28/35
D886,374 S * 6/2020 Hein D28/35

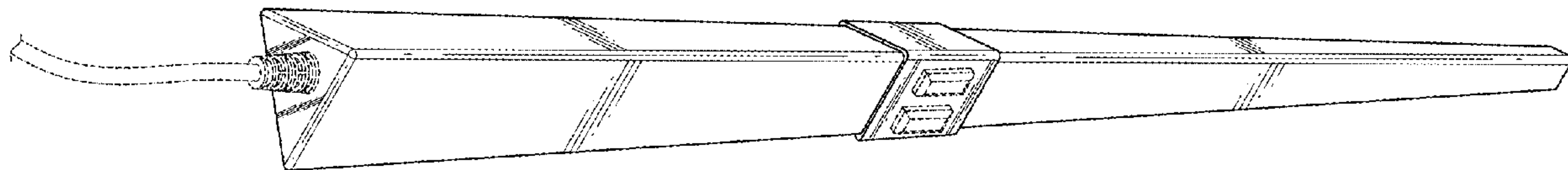
* cited by examiner

Primary Examiner — Alison M Ofstun

(57) **CLAIM**
The ornamental design for a curling iron, as shown and described.

DESCRIPTION
FIG. 1 is a front perspective view of a curling iron, showing my new design;
FIG. 2 is a front elevational view thereof;
FIG. 3 is a rear elevational view thereof;
FIG. 4 is a right-side elevational view thereof;
FIG. 5 is a left-side elevational view thereof;
FIG. 6 is a top plan view thereof; and,
FIG. 7 is a bottom plan view thereof.
In the drawings, the broken lines illustrate portions of the curling iron and form no part of the claimed design.

1 Claim, 7 Drawing Sheets



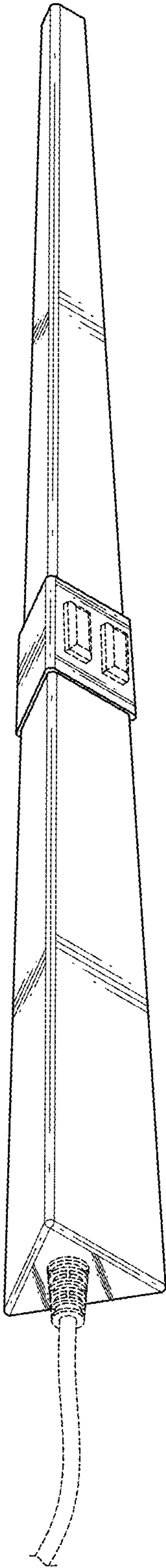


FIG. 1

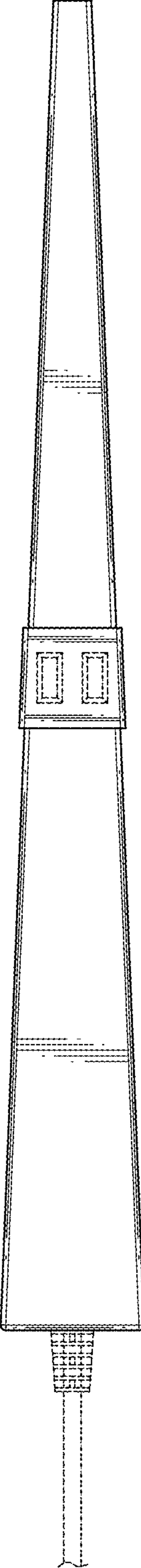


FIG. 2

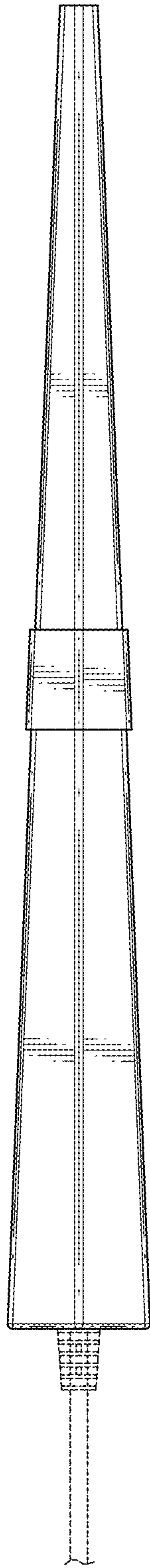


FIG. 3

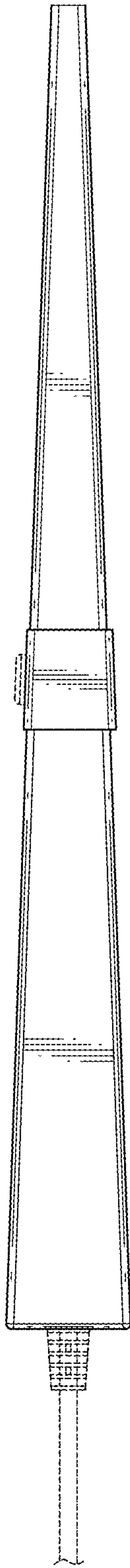


FIG. 4

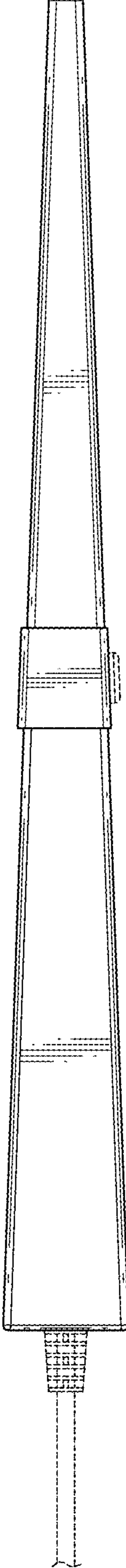


FIG. 5

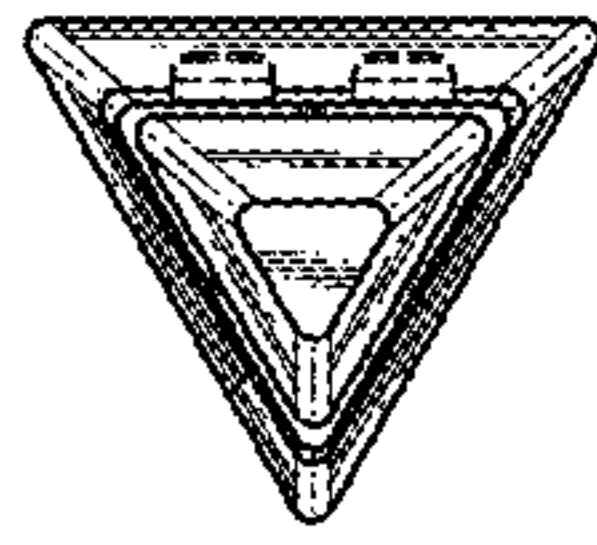


FIG. 6

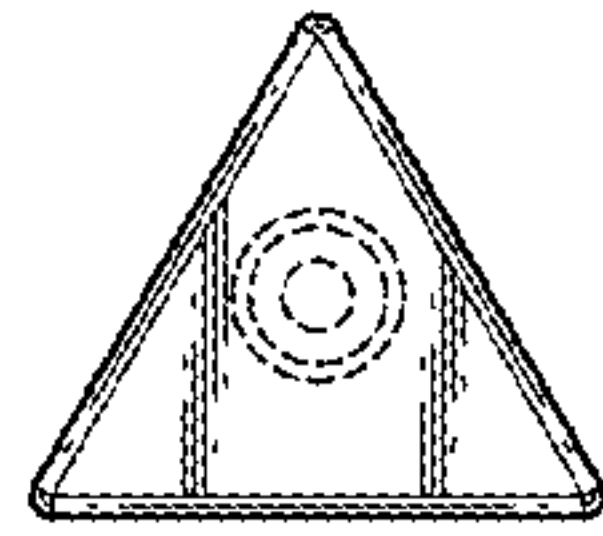


FIG. 7