



US00D979099S

(12) **United States Design Patent** (10) **Patent No.:** **US D979,099 S**
Baltz, Jr. et al. (45) **Date of Patent:** **** *Feb. 21, 2023**

(54) **VENTILATION SCREED DEVICE**
(71) Applicant: **Alabama Metal Industries Corporation**, Birmingham, AL (US)
(72) Inventors: **Gary George Baltz, Jr.**, Mountain Brook, AL (US); **Frederic C. Mayer, Jr.**, Hoover, AL (US)
(73) Assignee: **ALABAMA METAL INDUSTRIES CORPORATION**, Birmingham, AL (US)

(*) Notice: This patent is subject to a terminal disclaimer.

(**) Term: **15 Years**

(21) Appl. No.: **29/702,831**

(22) Filed: **Aug. 22, 2019**

(51) **LOC (14) Cl.** **25-01**

(52) **U.S. Cl.**
USPC **D25/102; D25/164**

(58) **Field of Classification Search**
USPC D25/102, 119–123, 136, 137, 164, 199;
D23/386, 389

(Continued)

(56) **References Cited**

U.S. PATENT DOCUMENTS

D151,022 S 9/1948 Weber et al.
D164,420 S * 9/1951 Hodgman D25/164

(Continued)

FOREIGN PATENT DOCUMENTS

AU 2008202082 A1 11/2008
CA 184875 A 6/1918

(Continued)

OTHER PUBLICATIONS

From application 15446732—cited as “Prior Art Weep Screed from Google Search 1 page: dated 2004”.

(Continued)

Primary Examiner — Llorelys Martinez
(74) *Attorney, Agent, or Firm* — Honigman LLP

(57) **CLAIM**

The ornamental design for a ventilation screed device, as shown and described.

DESCRIPTION

FIG. 1 is a front top elevation view of a ventilation screed device showing our new design;

FIG. 2 is a rear top elevation view of the ventilation screed device in FIG. 1;

FIG. 3 is a front view of the ventilation screed device in FIG. 1;

FIG. 4 is a rear view of the ventilation screed device in FIG. 1;

FIG. 5 is a side view of the ventilation screed device in FIG. 1;

FIG. 6 is an opposite side view of the ventilation screed device in FIG. 1;

FIG. 7 is a top view of the ventilation screed device in FIG. 1;

FIG. 8 is a bottom view of the ventilation screed device in FIG. 1;

FIG. 9 is another side view of the ventilation screed device in FIG. 1;

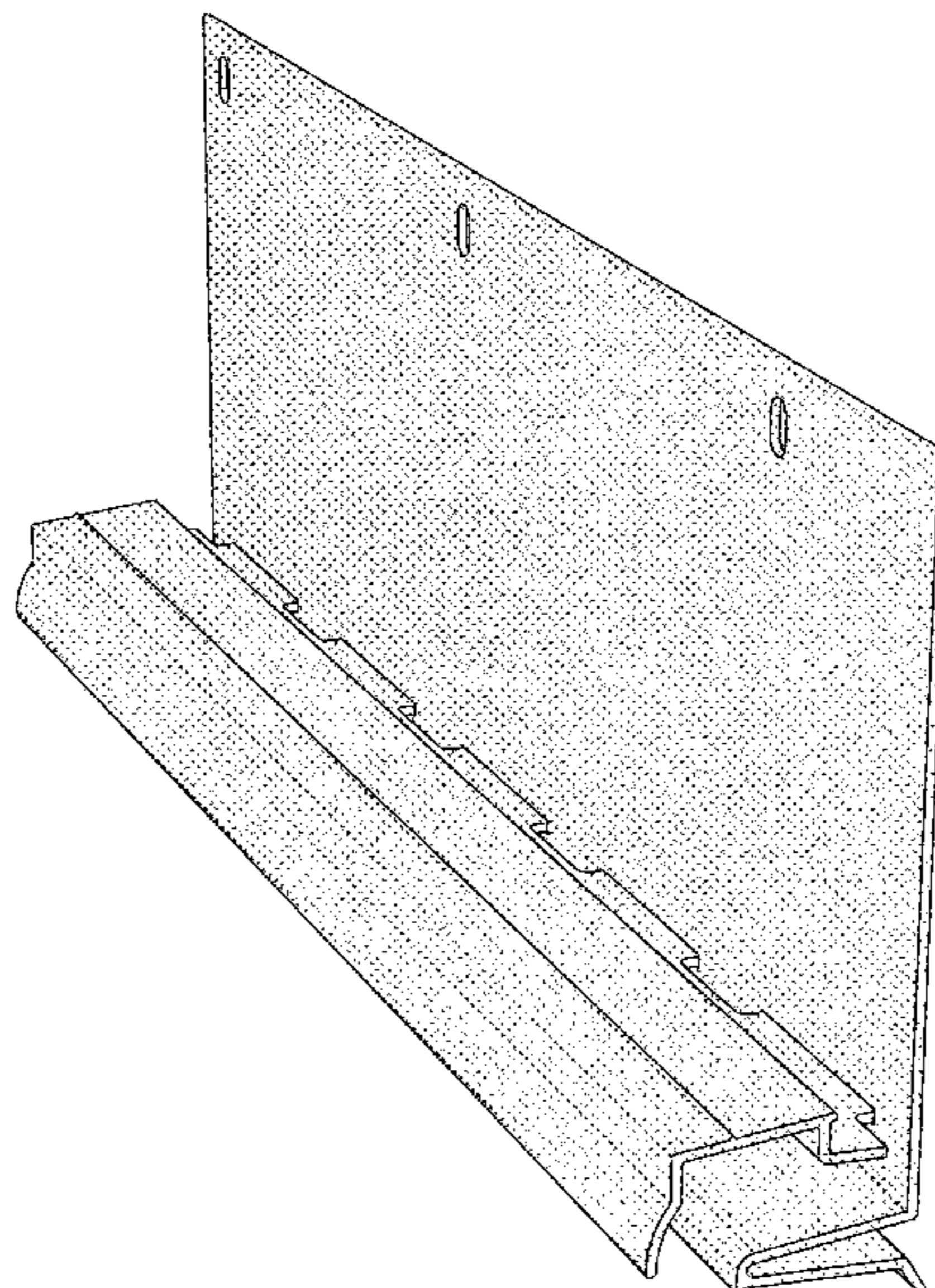
FIG. 10 is a cross-sectional view of the ventilation screed device in FIG. 1, taken along line 10-10 in FIG. 9;

FIG. 11 is another side view of the ventilation screed device in FIG. 1; and,

FIG. 12 is an enlarged view of the ventilation screed device in FIG. 1, taken from encircled portion 12 in FIG. 11.

The dash broken lines in FIGS. 11 and 12 are included to show a partially enlarged view only and form no part of the claimed design.

1 Claim, 12 Drawing Sheets



(58) **Field of Classification Search**
 CPC . E04F 19/02; E04F 19/04; E04F 13/00; E04F
 13/007; E04F 2019/044; E04F 2019/0445;
 E04B 1/70; E04B 1/7038; E04B 1/7069;
 E04B 1/7076; E04D 13/00; E04D
 13/0445; E04D 13/0459; E04D 13/0481
 See application file for complete search history.

(56) **References Cited**
 U.S. PATENT DOCUMENTS

D164,421 S 9/1951 Hodgman
 2,645,824 A 7/1953 Titsworth
 2,664,057 A 12/1953 Ausland
 2,905,072 A 9/1959 Oswald
 3,206,806 A 9/1965 Powell
 3,343,323 A 9/1967 Mayfield
 3,486,283 A 12/1969 Arnett
 3,568,391 A 3/1971 Conway
 D271,713 S 12/1983 Hicks
 4,924,647 A 5/1990 Drucker
 5,003,743 A 4/1991 Bifano
 D341,529 S 11/1993 Jacobs
 D345,268 S 3/1994 Pate
 D352,362 S 11/1994 Anderson
 5,392,579 A 2/1995 Champagne
 D364,233 S 11/1995 Galey
 5,579,617 A 12/1996 Schiedegger
 5,630,297 A 5/1997 Rutherford
 5,694,723 A 12/1997 Parker
 D393,164 S 4/1998 Russell
 5,809,731 A 9/1998 Reiss
 D400,986 S 11/1998 Kanta
 5,836,135 A 11/1998 Hagan et al.
 5,970,671 A 10/1999 Bifano
 6,018,924 A 2/2000 Tamlyn
 6,119,429 A 9/2000 Bifano
 6,293,064 B1 9/2001 Larson
 6,298,609 B1 10/2001 Bifano
 6,308,470 B1 10/2001 Durkovic
 D454,962 S 3/2002 Grace
 6,385,932 B1 5/2002 Melchiori
 6,410,118 B1 6/2002 Reicherts
 D462,787 S 9/2002 Scalzott
 6,470,638 B1 10/2002 Larson
 6,474,032 B1 11/2002 Wynn
 6,505,448 B2 1/2003 Ito
 D471,991 S 3/2003 Mayion et al.
 6,574,936 B1 6/2003 Anderson, Sr.
 D477,420 S 7/2003 Butcher
 D481,804 S 11/2003 Pelfrey
 6,679,010 B2 1/2004 Honda
 6,792,725 B1 9/2004 Rutherford
 6,823,633 B2 11/2004 Ryan
 6,964,136 B2 11/2005 Collins
 7,219,477 B2 5/2007 Leffler
 D551,781 S 9/2007 Abdullah
 D569,011 S 5/2008 Brochu
 7,383,669 B2 6/2008 Morse
 7,546,719 B1 6/2009 Guevara
 7,584,587 B2 9/2009 Oueltette
 7,621,079 B2 11/2009 Kyozauro
 7,634,883 B1 12/2009 Larson
 7,673,421 B2 3/2010 Pilz
 7,743,575 B2 6/2010 Ito
 D624,212 S 9/2010 Sawyer
 7,810,291 B2 10/2010 McPherson
 8,281,530 B2 10/2012 Chaussee
 D679,417 S 4/2013 Nolan
 D684,280 S 6/2013 Moore
 8,578,660 B2 11/2013 Nolan
 8,584,416 B2* 11/2013 Chenier E04F 13/06
 52/573.1
 8,596,019 B2 12/2013 Aitken
 8,646,222 B2 2/2014 Carbonaro
 D700,717 S 3/2014 Campacci
 D703,306 S* 4/2014 Little D25/136

D703,307 S 4/2014 Little
 8,726,594 B2 5/2014 Salazar
 8,813,443 B2 8/2014 Goldberg
 8,919,062 B1 12/2014 Viness
 8,943,761 B2 2/2015 Carbonaro
 9,140,008 B2 9/2015 Fischer
 9,366,040 B2 6/2016 Singh
 D787,091 S 5/2017 Singh
 D792,609 S 7/2017 Smith et al.
 D800,346 S 10/2017 Apanovich et al.
 D805,215 S 12/2017 Fowler
 D814,056 S 3/2018 Singh
 D814,057 S 3/2018 Singh
 D815,757 S 4/2018 Braun
 10,024,063 B2 7/2018 Friel
 10,060,126 B2 8/2018 Collins
 D829,928 S 10/2018 Dye
 10,196,812 B1 2/2019 Duffy
 D842,497 S 3/2019 Apanovich et al.
 D844,182 S 3/2019 Folkersen
 D861,196 S 9/2019 Apanovich
 10,533,324 B2 1/2020 Baltz, Jr. et al.
 D882,125 S 4/2020 Divito
 10,655,336 B2 5/2020 Friel
 D887,586 S 6/2020 Baltz, Jr.
 D888,285 S* 6/2020 Baltz, Jr. D25/164
 D889,247 S 7/2020 Baltz, Jr.
 D893,051 S* 8/2020 Baltz, Jr. D25/102
 10,753,083 B2 8/2020 Baltz, Jr. et al.
 D896,993 S* 9/2020 Baltz, Jr. D25/164
 10,774,545 B2 9/2020 Baltz, Jr. et al.
 D901,040 S* 11/2020 Helms D25/119
 D901,722 S* 11/2020 Helms D25/119
 D902,443 S* 11/2020 Baltz, Jr. D25/164
 D903,146 S 11/2020 Baltz, Jr. et al.
 D904,649 S* 12/2020 Maldonado D25/164
 D905,295 S 12/2020 Baltz, Jr. et al.
 10,947,722 B2 3/2021 Baltz, Jr. et al.
 D923,821 S* 6/2021 Baltz, Jr. D25/164
 11,180,913 B2* 11/2021 Baltz, Jr. E04F 13/007
 D940,349 S* 1/2022 Baltz, Jr. D25/164
 2002/0032999 A1 3/2002 Ito
 2003/0126810 A1 7/2003 Brunson
 2003/0177736 A1 9/2003 Gatherum
 2005/0115189 A1 6/2005 Leffler
 2006/0123723 A1 6/2006 Weir
 2006/0277854 A1 12/2006 Egan
 2007/0044402 A1 3/2007 Hess
 2007/0062137 A1 3/2007 Maylon
 2008/0104918 A1 5/2008 Gleeson
 2008/0148672 A1 6/2008 Monteer
 2009/0092790 A1 4/2009 Carnes
 2009/0183453 A1 7/2009 Koessler
 2010/0101168 A1 4/2010 Hohmann
 2010/0287861 A1 11/2010 Goldberg
 2011/0252731 A1 10/2011 Boyer
 2011/0302863 A1 12/2011 Sourlis
 2012/0066984 A1 3/2012 Thompson
 2012/0066986 A1 3/2012 Thompson
 2012/0174495 A1 7/2012 Nolan et al.
 2013/0125487 A1 5/2013 Power
 2013/0205696 A1 8/2013 Little
 2015/0013257 A1 1/2015 Power
 2015/0027074 A1 1/2015 Preston
 2017/0030072 A1 2/2017 Corson
 2017/0226732 A1 8/2017 Collins
 2017/0254091 A1 9/2017 Friel
 2018/0051470 A1 2/2018 Smith et al.
 2019/0161960 A1 5/2019 Baltz, Jr.
 2019/0186147 A1 6/2019 Baltz, Jr. et al.
 2019/0194954 A1* 6/2019 Baltz, Jr. E04F 19/04
 2019/0292791 A1* 9/2019 Friel E04F 19/02
 2020/0063432 A1 2/2020 Baltz, Jr.
 2020/0063446 A1 2/2020 Baltz, Jr.
 2020/0157798 A1* 5/2020 Baltz, Jr. E04F 19/02

(56)

References Cited

U.S. PATENT DOCUMENTS

2020/0332517 A1* 10/2020 Baltz, Jr. E04F 19/02
2021/0156139 A1* 5/2021 Baltz, Jr. E04F 19/02

FOREIGN PATENT DOCUMENTS

CA	2983532	A1	4/2018
CA	2777166	C	8/2019
DE	3603272	A1	8/1987
GB	2124266	A	2/1984
GB	2169071	A	7/1986
GB	2171124	A	8/1986
GB	6064548		7/2019
JP	2657037	B2	9/1997
JP	10037321		2/1998
JP	11131611		5/1999
JP	2008196248	A	8/2008
JP	4490340	B2	6/2010
JP	2011169094	A	9/2011
JP	5002275	B2	8/2012
JP	2012202177	A	10/2012
JP	2014218814	A	11/2014
JP	5968618	B2	8/2016
WO	2016040273	A1	3/2016

OTHER PUBLICATIONS

From application 15446732—cited as “Images of J-Bead believed to have been known in the art prior to Mar. 1, 2016”.

Hydrodry.RTM. System Amico Products <https://amicoglobal.com/hydrodry-system/> Jun. 2019 (Year: 2019).

Window Door Drip Edge Amico Products <https://amicoglobal.com/window-door-drip-edge/> Jan. 2019 (Year: 2019).

* cited by examiner

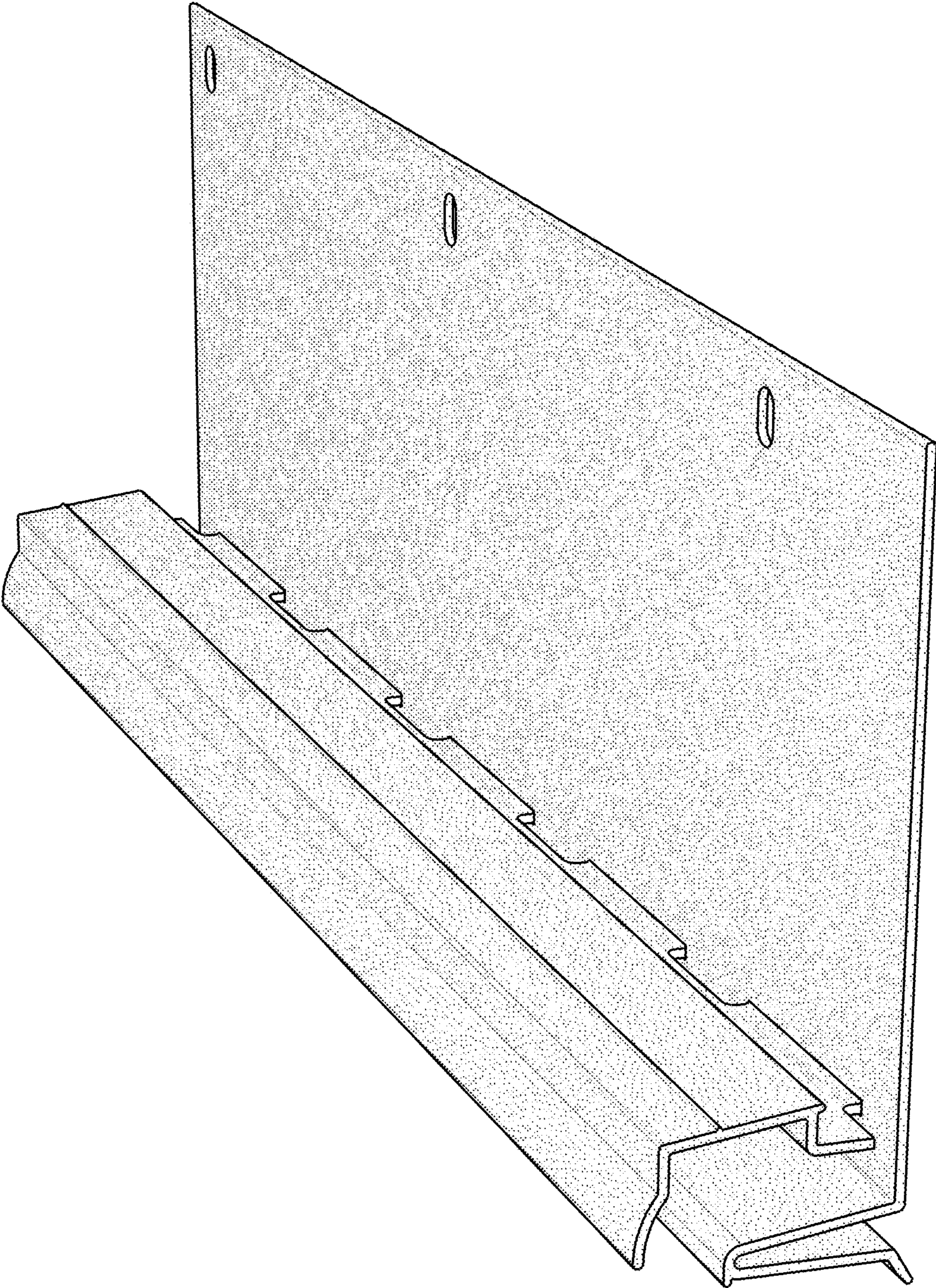


FIG.1

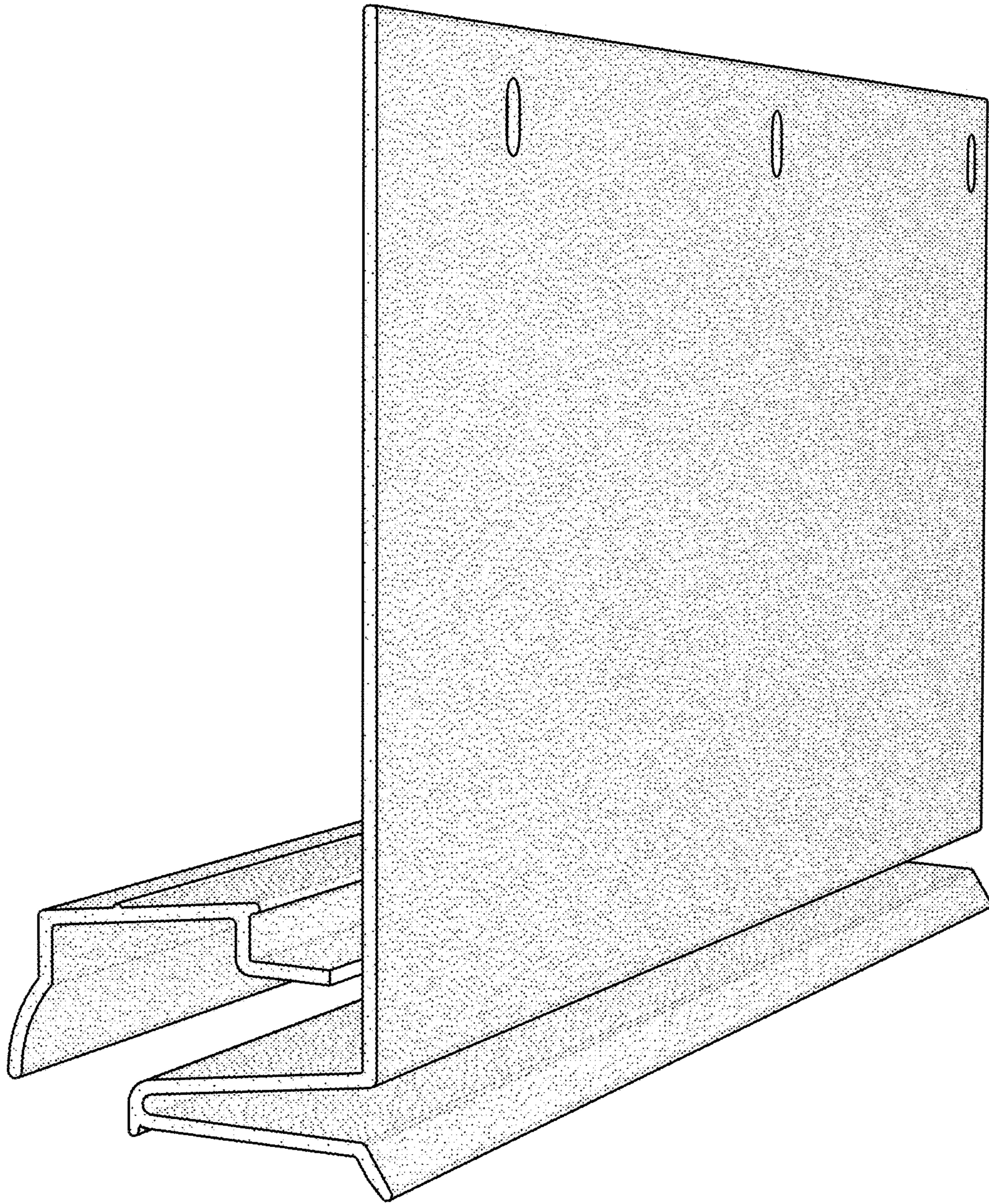


FIG.2




FIG.3




FIG.4




FIG.5




FIG.6

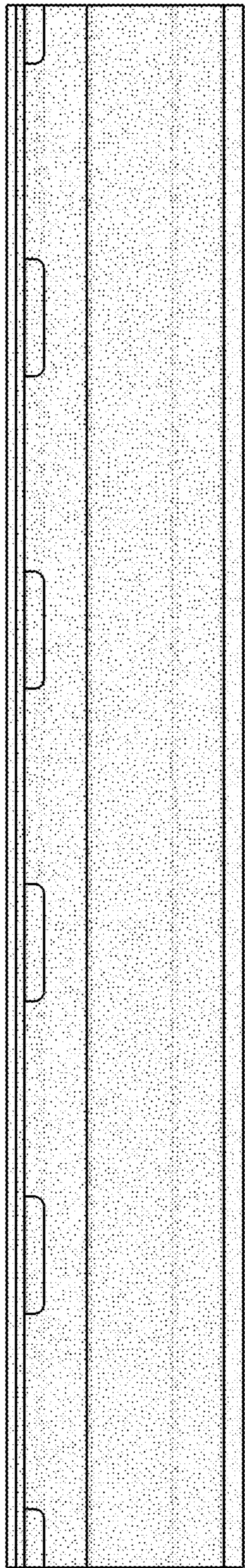


FIG.7




FIG.8

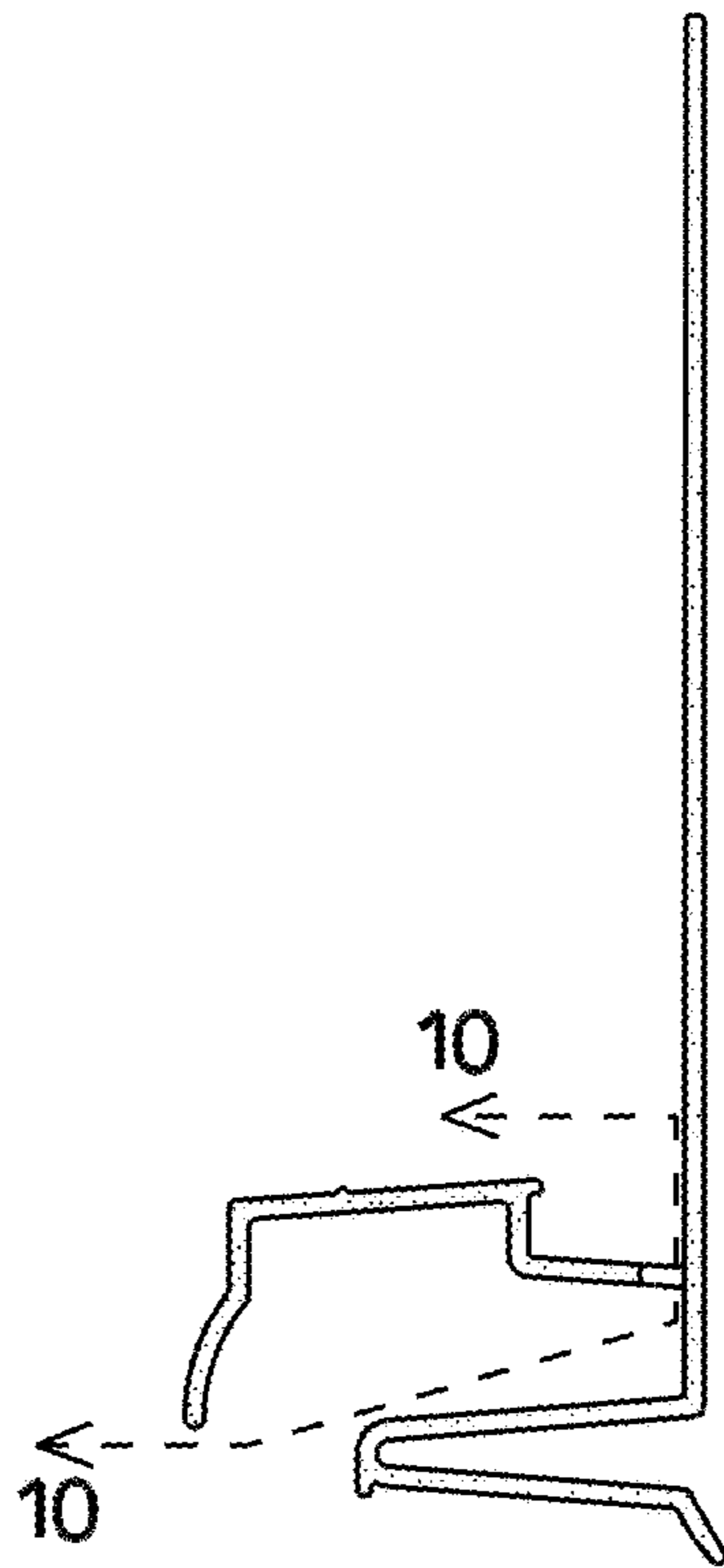


FIG.9

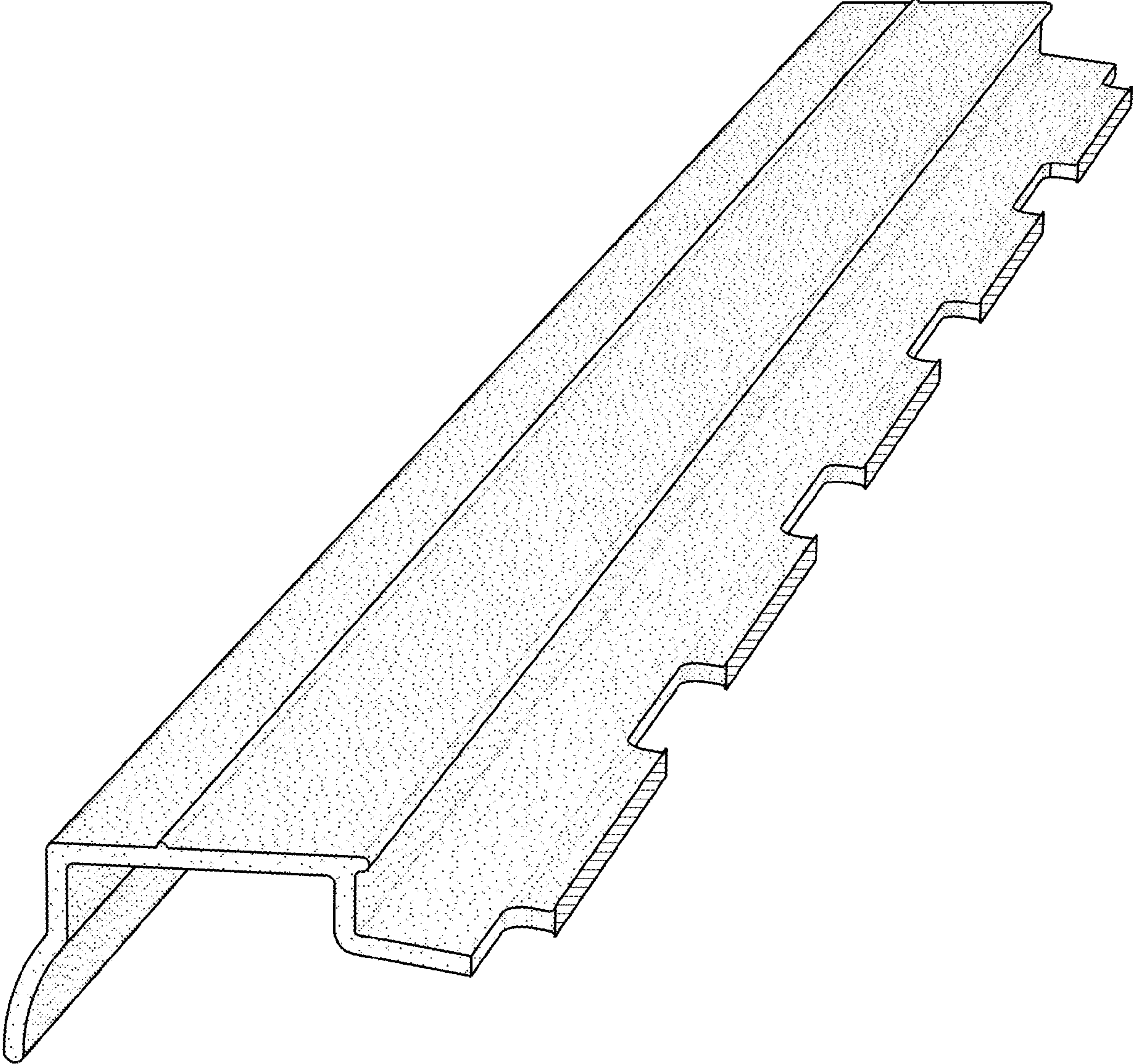


FIG.10

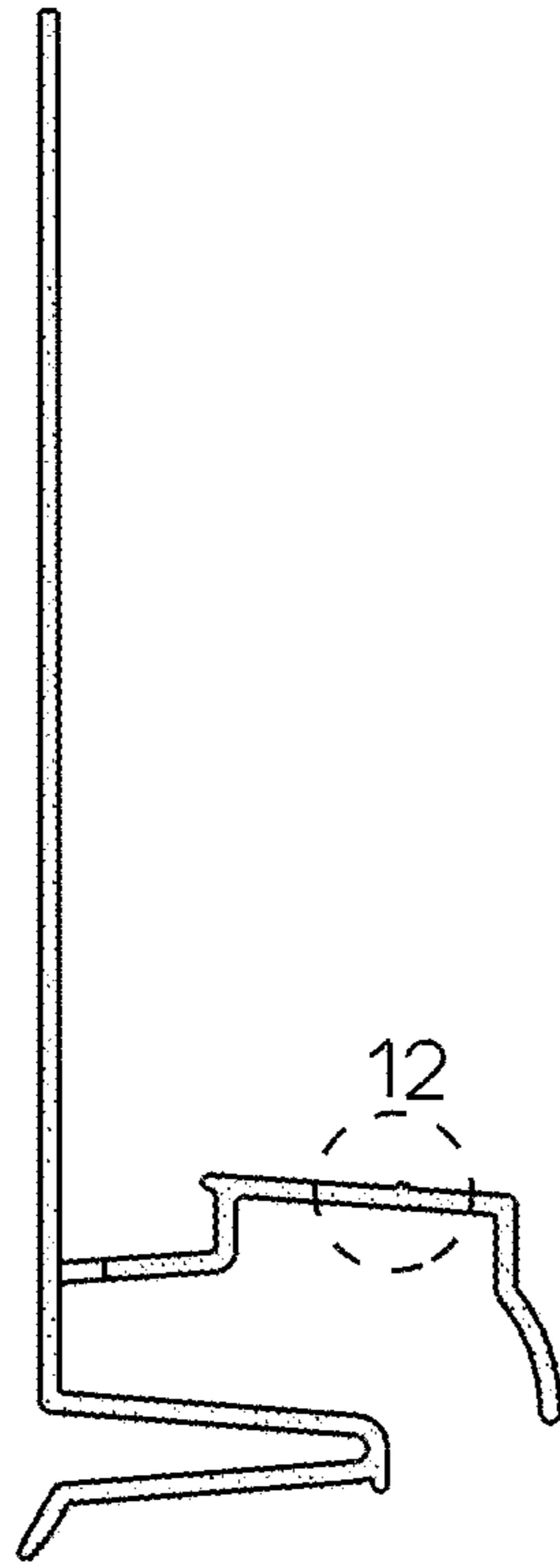


FIG.11

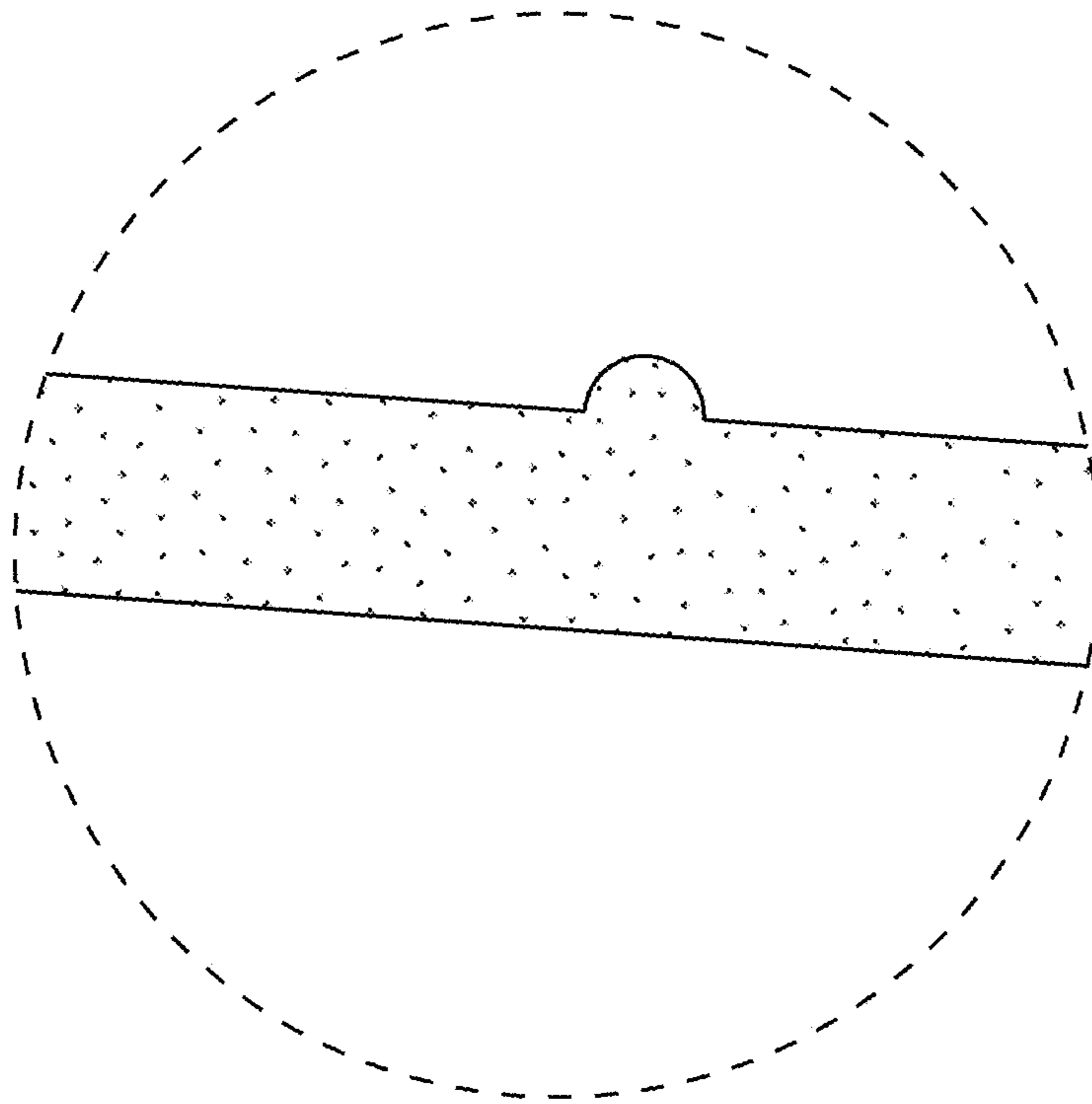


FIG. 12