



US00D979067S

(12) **United States Design Patent** (10) **Patent No.:** **US D979,067 S**
Li (45) **Date of Patent:** **** Feb. 21, 2023**

(54) **BLOOD PRESSURE MONITOR**

FOREIGN PATENT DOCUMENTS

(71) Applicant: **Shenzhen Finicare Co., Ltd**, Shenzhen (CN)

EM 004686145-0001 * 2/2018

(72) Inventor: **Chao Li**, Guangdong (CN)

OTHER PUBLICATIONS

(**) Term: **15 Years**

Finicare Blood Pressure Monitors Online Product Catalogue, posted at finicare.com, no posting date, retrieved Oct. 12, 2022, online, URL: <https://www.fincare.com/product/Blood-Pressure-Monitor-50> (Year: 2022).*

(21) Appl. No.: **29/781,034**

Finicare FC BP100 Blood Pressure Monitor, posted on YouTube.com, Jun. 23, 2022, retrieved Oct. 12, 2022, online, URL: <https://www.youtube.com/watch?v=irOa7G97rLM> (Year: 2022).*

(22) Filed: **Apr. 28, 2021**

Cooceer Blood Pressure Monitor, posted on emilyreviews.com, Jul. 4, 2020, retrieved Oct. 13, 2022, online, URL: <https://www.emilyreviews.com/2020/07/cooceer-automatic-blood-pressure-machine-reliable-blood-pressure-readings-at-home-review.html> (Year: 2020).*

(30) **Foreign Application Priority Data**

Mar. 26, 2021 (CN) 202130167759.X

(51) **LOC (14) Cl.** **24-02**

(52) **U.S. Cl.**
USPC **D24/165**

(58) **Field of Classification Search**
USPC D24/165-168, 107, 186-187; D14/344
CPC A61B 5/0404; A61B 5/021; A61B 5/024;
A61B 5/02438; A61B 5/681; A61B
5/0402; A61B 2560/0462
See application file for complete search history.

* cited by examiner

Primary Examiner — Sheryl Lane

Assistant Examiner — Michelle Marquart Christeon

(74) *Attorney, Agent, or Firm* — Prakash Nama; Global IP Services, PLLC

(56) **References Cited**

U.S. PATENT DOCUMENTS

D569,978 S *	5/2008	Eda	D24/165
D700,341 S *	2/2014	Uozumi	D24/165
D717,439 S *	11/2014	Noguchi	D24/165
D722,165 S *	2/2015	Pukall	D24/165
D739,938 S *	9/2015	Schempp	D24/165
D802,768 S *	11/2017	Rider	D24/165
D850,622 S *	6/2019	Noguchi	D24/165
D861,875 S *	10/2019	Nishiyama	D24/165
D862,702 S *	10/2019	Nishiyama	D24/165
D922,580 S *	6/2021	Cao	D24/165
D922,581 S *	6/2021	Wang	D24/165
D942,628 S *	2/2022	Dai	D24/165
2022/0248964 A1 *	8/2022	Ishihara	A61B 5/7455

(57) **CLAIM**

The ornamental design for a blood pressure monitor, as shown.

DESCRIPTION

FIG. 1 is a front elevational view of a blood pressure monitor showing my new design;
FIG. 2 is a rear elevational view thereof;
FIG. 3 is a left side view thereof;
FIG. 4 is a right side view thereof;
FIG. 5 is a top plan view thereof;
FIG. 6 is a bottom plan view thereof;
FIG. 7 is a perspective view thereof; and,
FIG. 8 is another perspective view thereof.

1 Claim, 7 Drawing Sheets





FIG. 1




FIG. 2

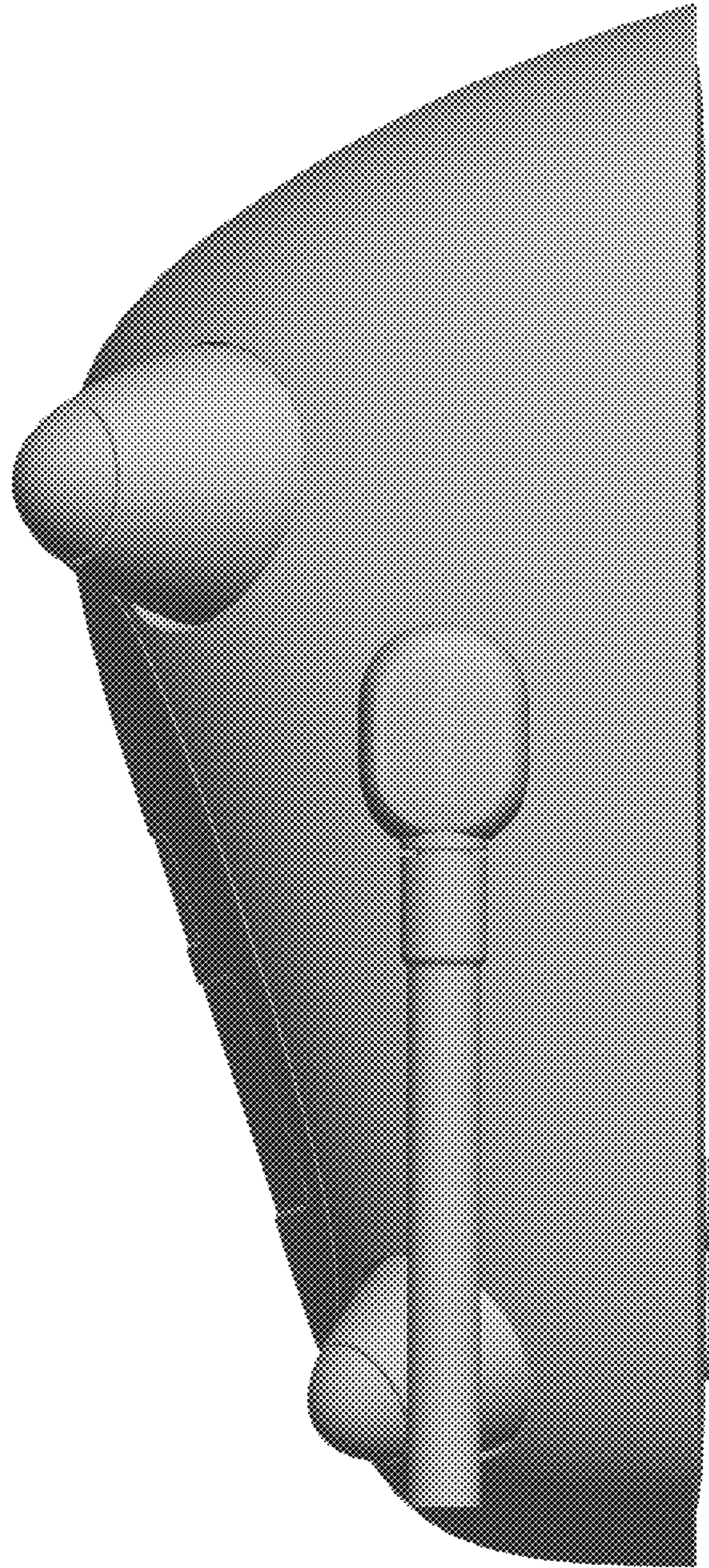


FIG. 3

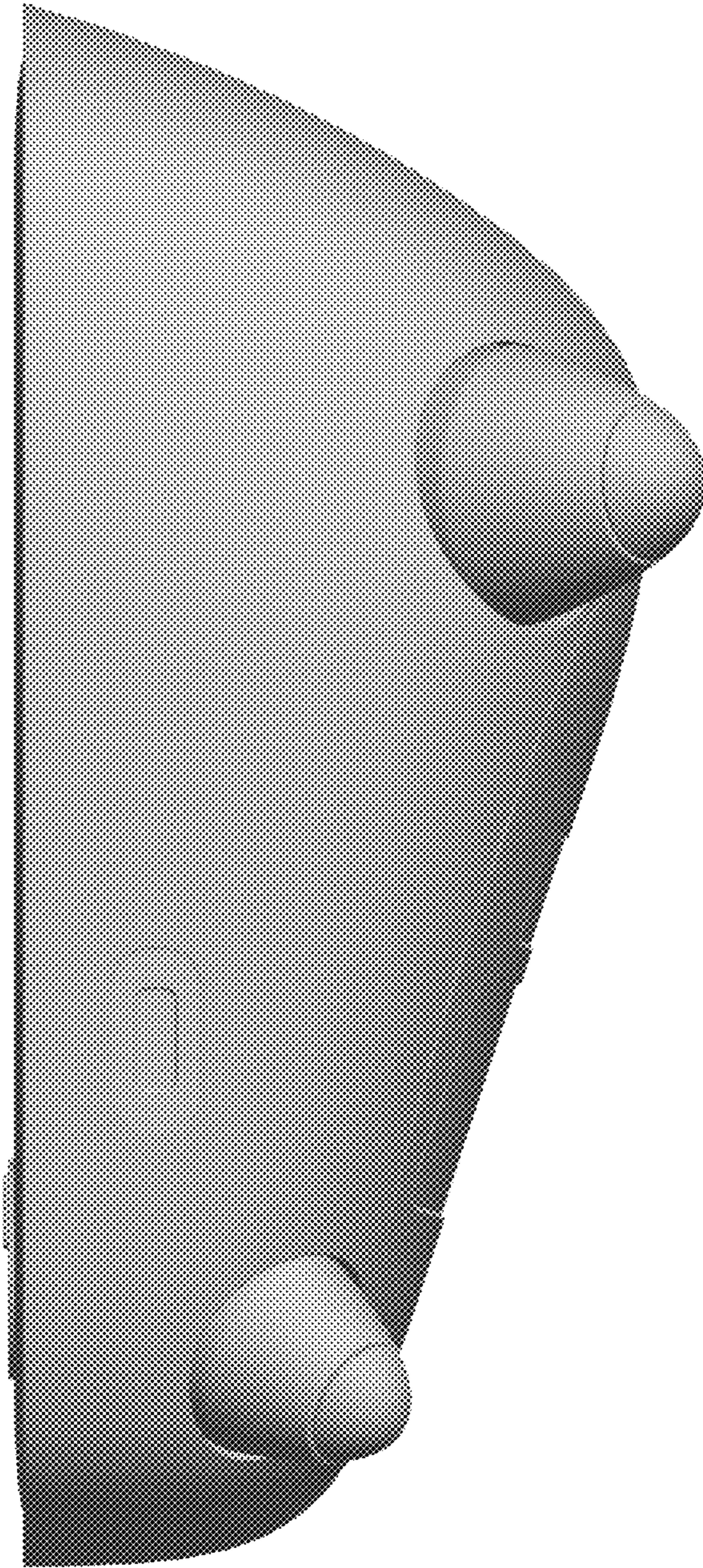


FIG. 4




FIG. 5




FIG. 6



FIG. 7



FIG. 8