



US00D979048S

(12) **United States Design Patent**
Kreuzer

(10) **Patent No.:** **US D979,048 S**
(45) **Date of Patent:** **** Feb. 21, 2023**

(54) **ABSORBENT ARTICLE WITH CHANNELS**

2/0036; A61F 2/0045; A61F 13/38; A61F
13/5616; A61F 13/4758; A61F 13/472;
A61B 17/1615;

(71) Applicant: **The Procter & Gamble Company,**
Cincinnati, OH (US)

(Continued)

(72) Inventor: **Carsten Heinrich Kreuzer,** Hofheim
(DE)

(56)

References Cited

(73) Assignee: **The Procter & Gamble Company,**
Cincinnati, OH (US)

U.S. PATENT DOCUMENTS

(**) Term: **15 Years**

2,252,992 A 8/1941 Steiner
D332,832 S 1/1993 Powell
(Continued)

(21) Appl. No.: **29/700,282**

OTHER PUBLICATIONS

(22) Filed: **Aug. 1, 2019**

All Office Actions, U.S. Appl. No. 29/476,221.
All Office Actions, U.S. Appl. No. 29/580,143.

Related U.S. Application Data

(63) Continuation of application No. 29/580,143, filed on
Oct. 6, 2016, now Pat. No. Des. 861,861, which is a
(Continued)

Primary Examiner — Samantha Q Lawrence
Assistant Examiner — Holly M Rodriguez
(74) *Attorney, Agent, or Firm* — Sarah M. DeCristofaro;
Christian M. Best

(30) **Foreign Application Priority Data**

Jun. 13, 2013 (WO) 743962701

(51) **LOC (14) Cl.** **02-01**

(52) **U.S. Cl.**
USPC **D24/126**

(58) **Field of Classification Search**

USPC D24/124–126, 151, 189, 190–192, 133,
D24/144, 184, 186, 200, 214, 206–208,
D24/215, 111–123; D5/55–63; D6/354;
D29/101.5, 119, 121.1, 124; D2/716, 80,
D2/712–713, 731; D15/121–129,
D15/138–140; D8/70, 354; D7/700
CPC A61F 13/15; A61F 13/64; A61F 13/476;
A61F 13/5611; A61F 13/5633; A61F
13/4704; A61F 13/535; A61F 13/539;
A61F 13/47; A61F 13/531; A61F
2013/16; A61F 2013/4708; A61F 5/455;
A61F 5/4553; A61F 13/2045; A61F 6/06;
A61F 6/08; A61F 6/12; A61F 2/04; A61F
2/005; A61F 2/0009; A61F 2/0027; A61F

(57)

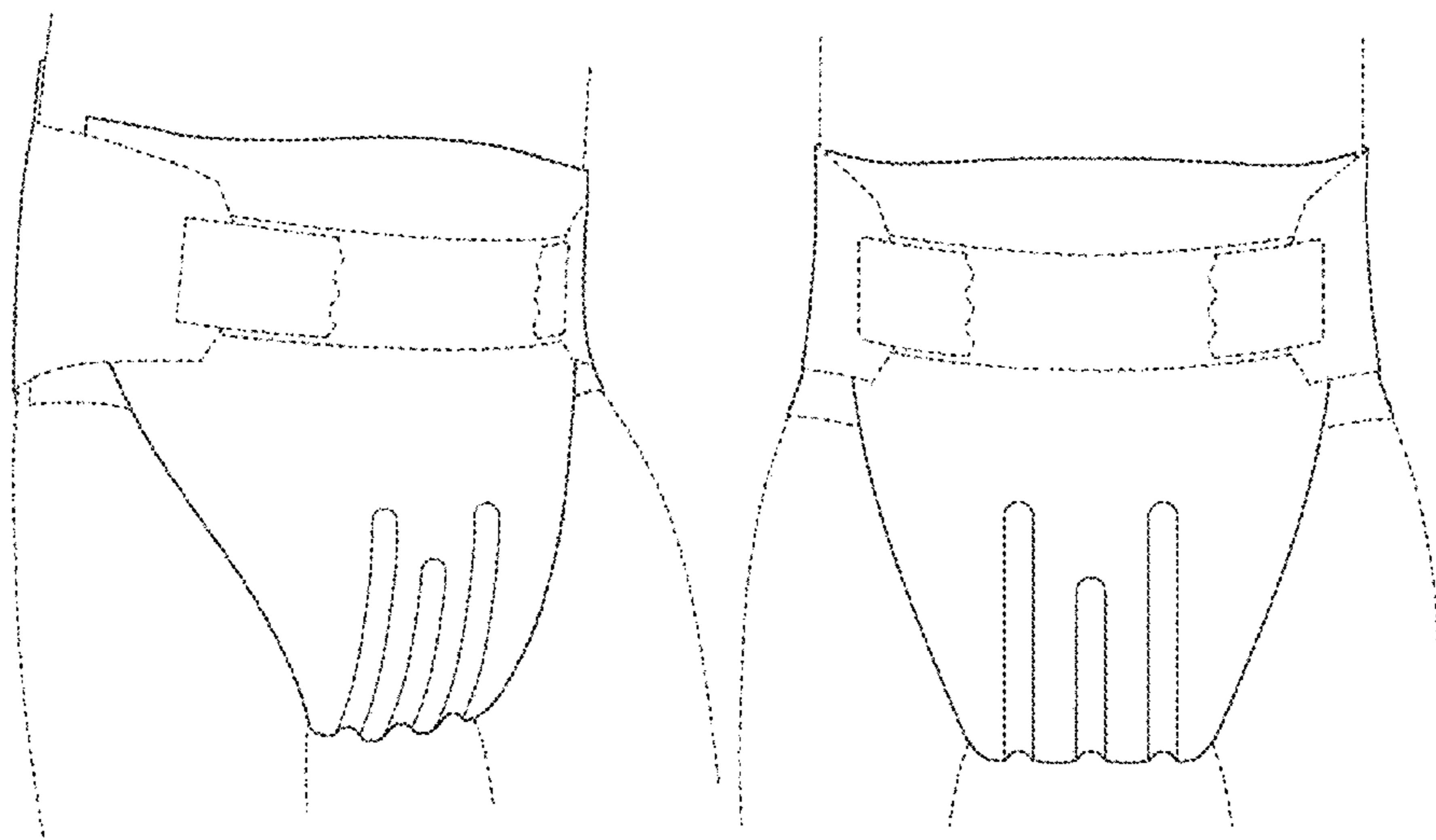
CLAIM

The ornamental design for an absorbent article with chan-
nels, as shown and described.

DESCRIPTION

FIG. 1 is a perspective view of a diaper with specific
channels, with the fastening elements depicted in dotted
lines;
FIG. 2 is a front view thereof;
FIG. 3 is a left side view thereof;
FIG. 4 is a rear view thereof;
FIG. 5 is a right side view thereof; and,
FIG. 6 is a bottom view thereof.
The channels are visually distinct from the surface of the
absorbent article upon which they are disposed.
The dash-dash broken lines shown in the figures depict
environmental structure and portions of the article which
form no part of the claimed design.

1 Claim, 6 Drawing Sheets



Related U.S. Application Data

continuation of application No. 29/476,221, filed on Dec. 12, 2013, now Pat. No. Des. 783,812.

(58) **Field of Classification Search**

CPC A61B 17/1697; A61B 1/303; A61B 2018/023; A61H 21/00; A61H 19/00; A61H 19/40; A61H 19/44; A61J 1/00; A61J 1/05; A61C 19/04; B01L 2300/0825; B01L 3/5023; B01L 3/5029; C12M 1/30; G01N 33/5302

See application file for complete search history.

(56) **References Cited**

U.S. PATENT DOCUMENTS

D345,014 S 3/1994 Huffman
 D383,207 S 9/1997 Cassell
 D476,416 S 6/2003 MacDonaugh
 6,664,436 B2* 12/2003 Topolkaev A61F 13/15203
 604/378
 D541,932 S 5/2007 Lemaire et al.

D561,334 S 2/2008 Martynus et al.
 D607,560 S 1/2010 Bruzadin et al.
 D631,958 S 2/2011 Marcelo et al.
 D648,849 S 11/2011 Houle
 D651,306 S 12/2011 Misiti et al.
 D715,923 S 10/2014 Cardin et al.
 D721,804 S 1/2015 Cutshaw et al.
 D783,812 S * 4/2017 Kreuzer D24/126
 D809,653 S 2/2018 Kremer
 D861,861 S * 10/2019 Kreuzer D24/126
 11,090,199 B2* 8/2021 Armstrong-Ostle
 A61F 13/15658
 11,154,437 B2* 10/2021 Peri A61F 13/534
 11,331,228 B2* 5/2022 Van Ingelgem A61F 13/4756
 11,364,159 B2* 6/2022 Bianchi A61F 13/514
 2003/0060788 A1* 3/2003 Topolkaev A61F 13/15585
 604/358
 2009/0270825 A1* 10/2009 Wciorka A61F 13/536
 604/378
 2016/0113825 A1* 4/2016 Bianchi A61F 13/514
 156/60
 2016/0346136 A1* 12/2016 Strasemeier A61F 13/49
 2020/0078229 A1* 3/2020 Van Ingelgem .. A61F 13/49001

* cited by examiner

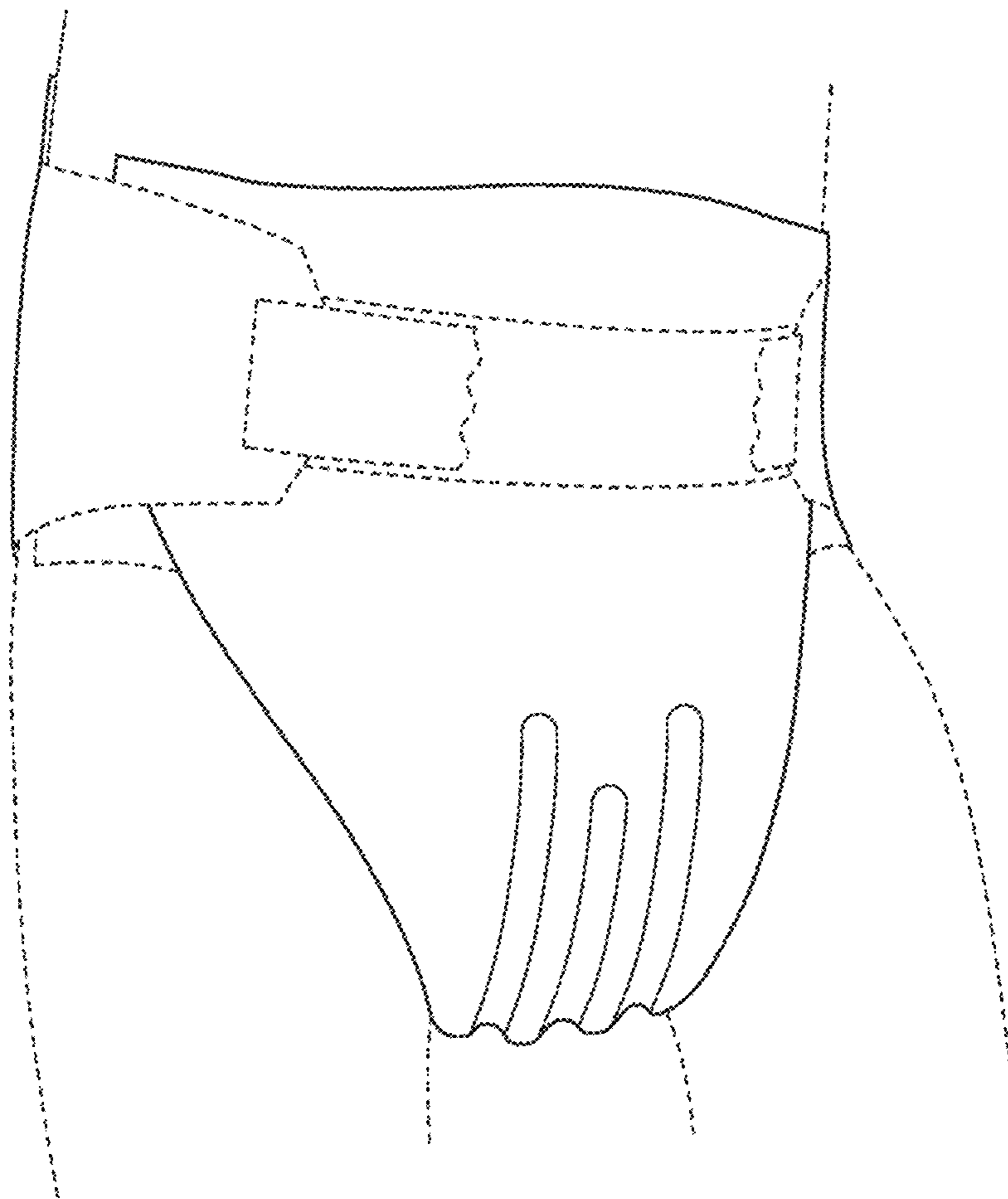


Fig. 1

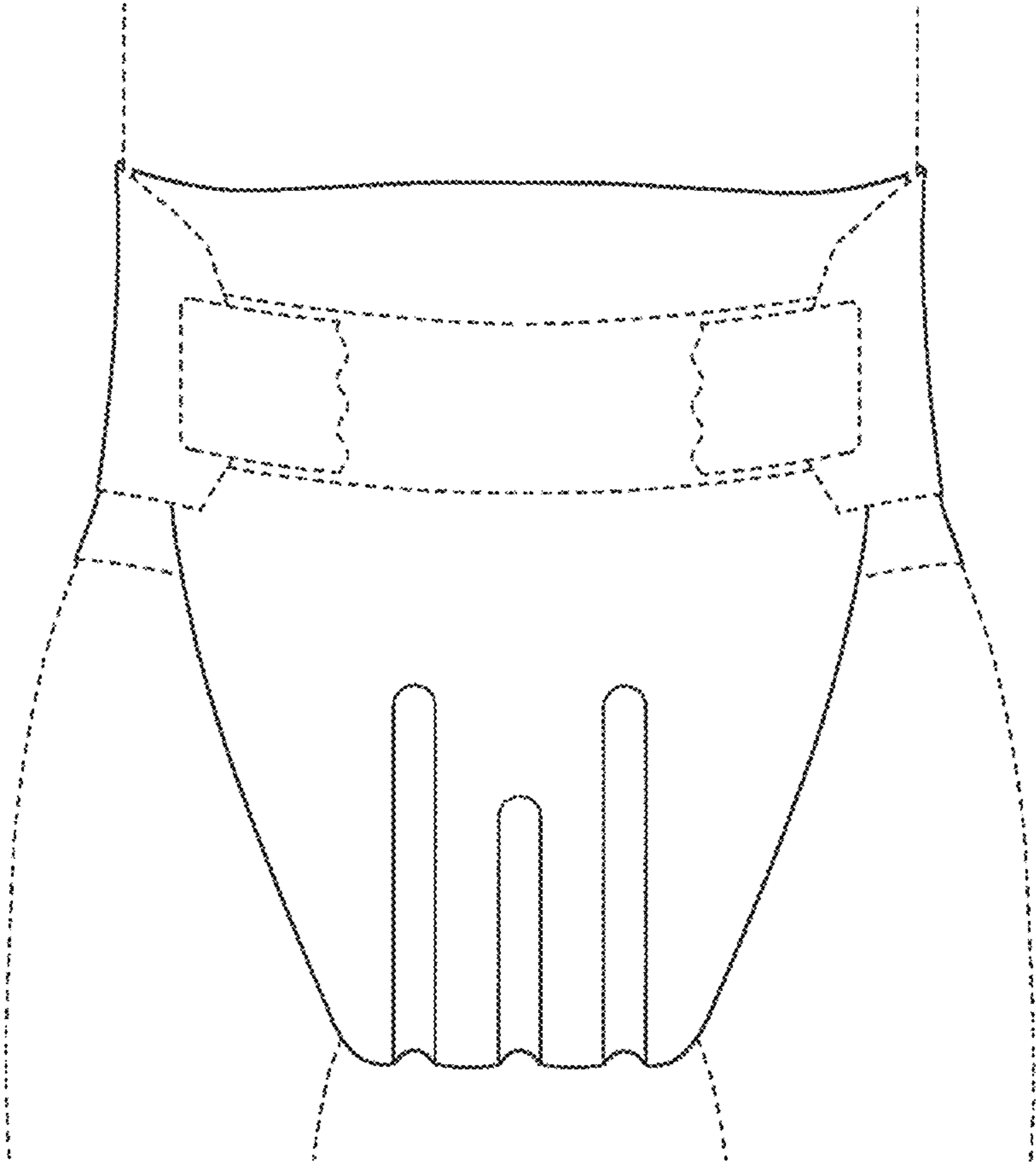


Fig. 2

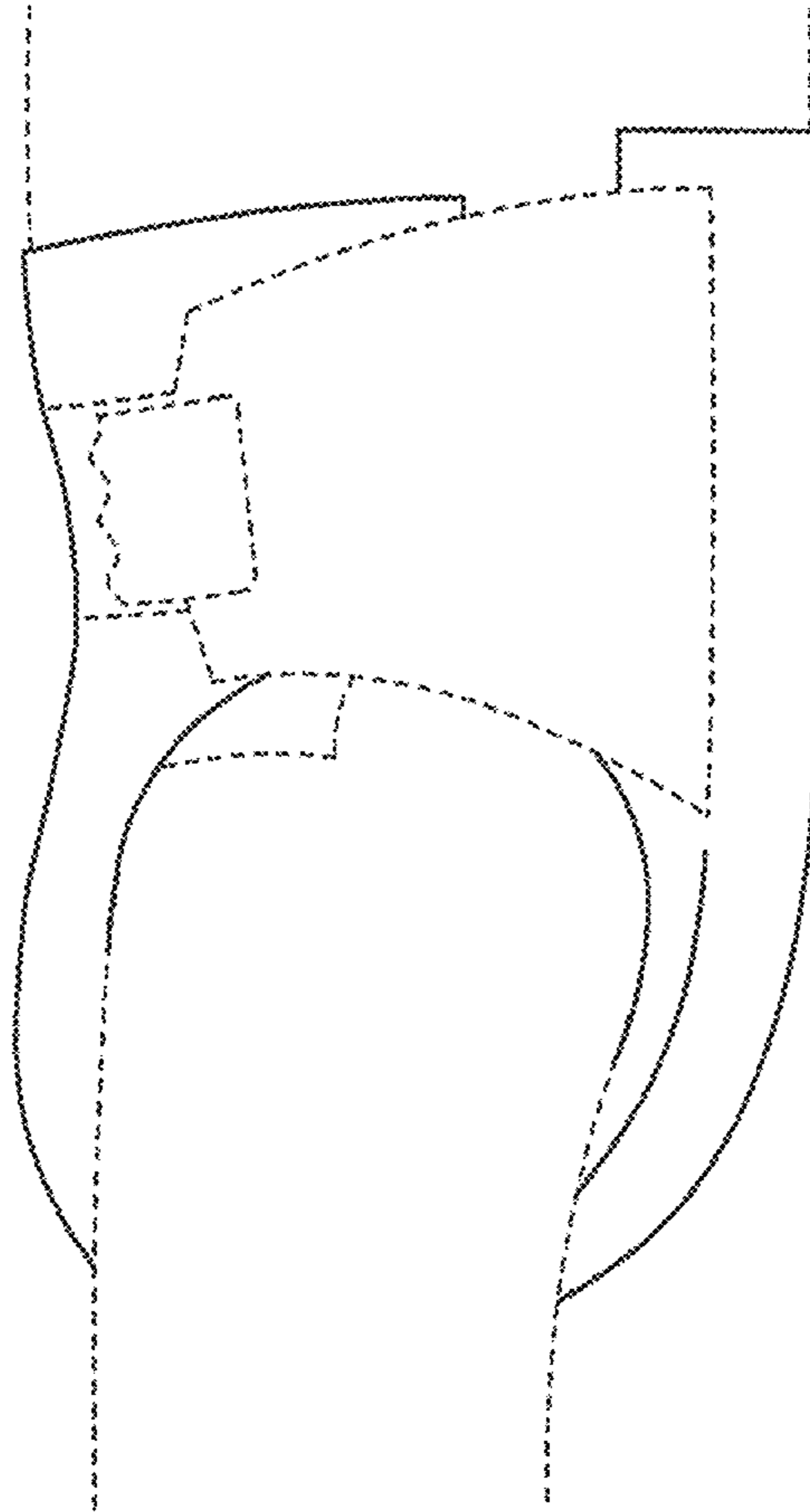


Fig. 3

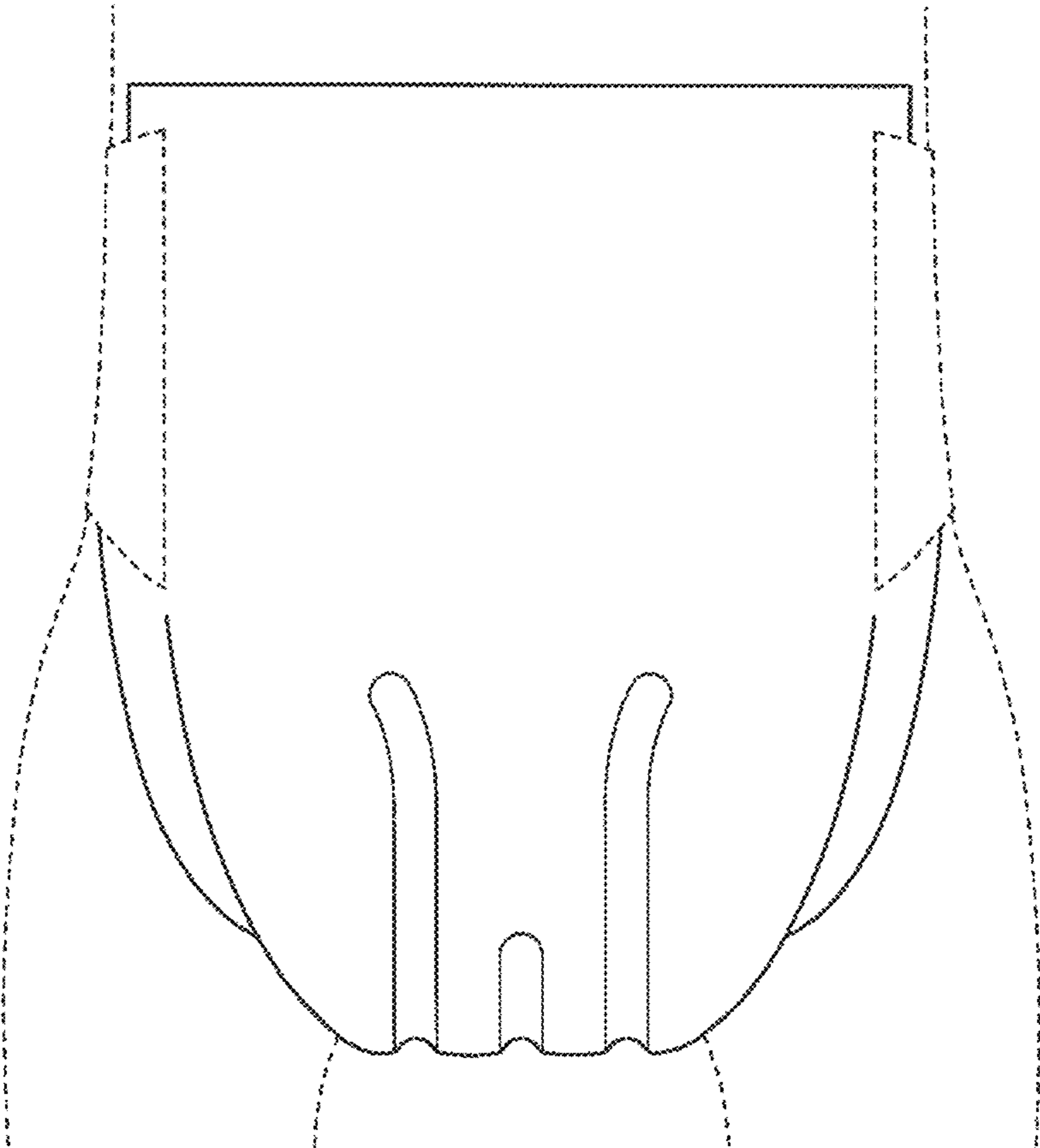


Fig. 4

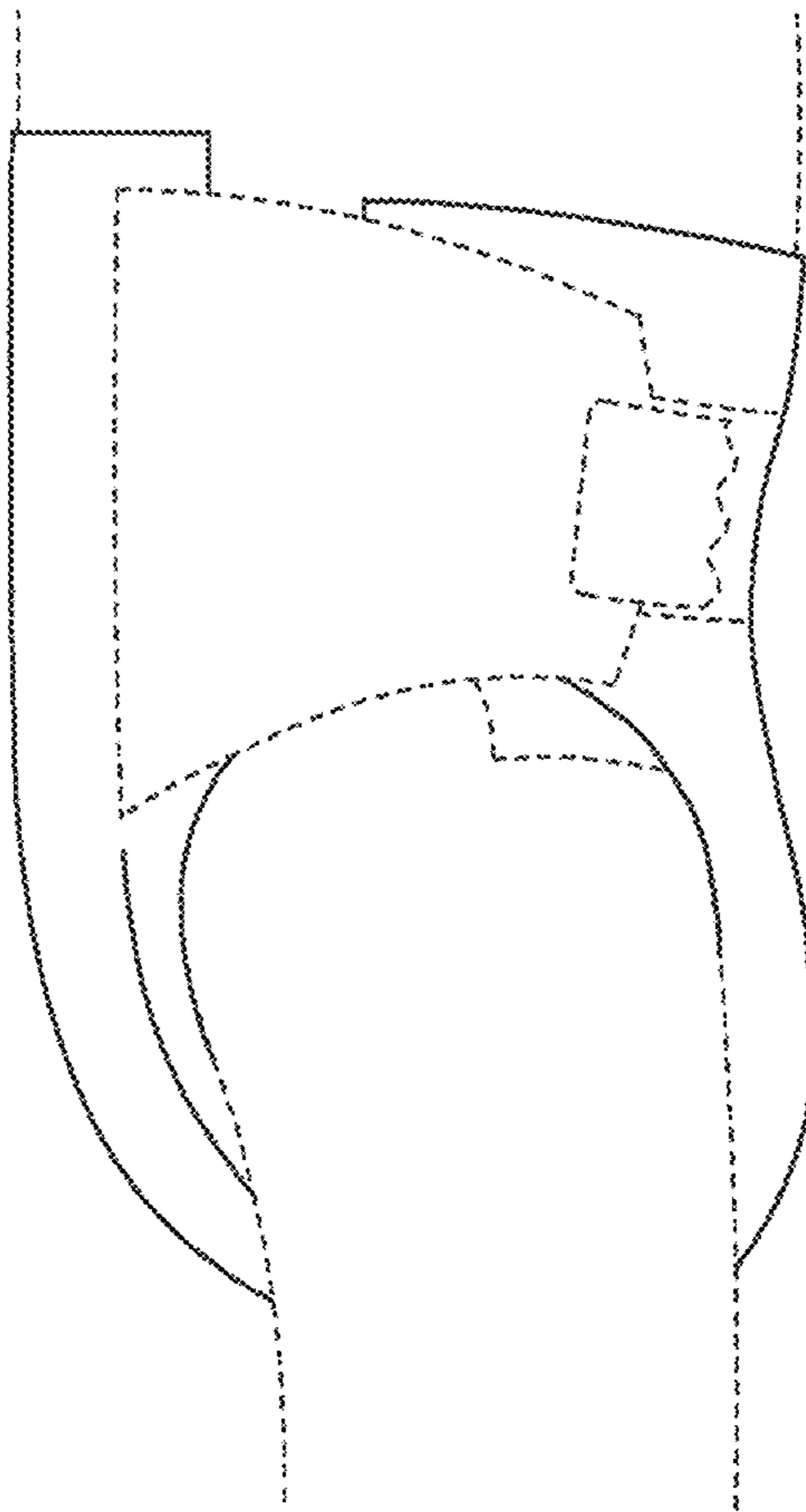


Fig. 5

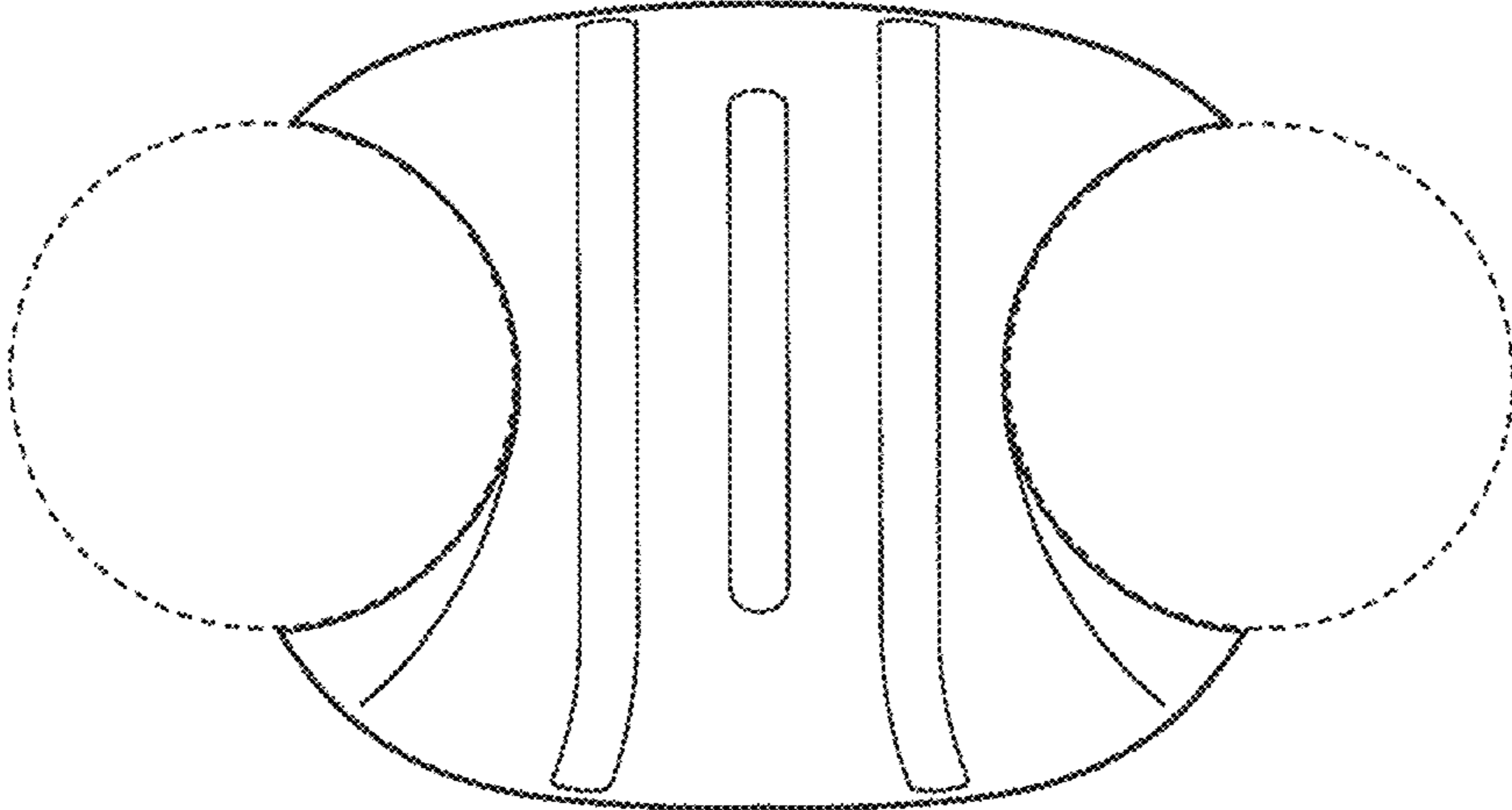


Fig. 6