



US00D979043S

(12) **United States Design Patent**
Van Tine

(10) **Patent No.:** **US D979,043 S**

(45) **Date of Patent:** **** Feb. 21, 2023**

(54) **TABLET**

(71) Applicant: **Kurt A. Van Tine**, Hillsdale, NJ (US)

(72) Inventor: **Kurt A. Van Tine**, Hillsdale, NJ (US)

(**) Term: **15 Years**

(21) Appl. No.: **29/781,302**

(22) Filed: **Apr. 29, 2021**

(51) **LOC (14) Cl.** **24-01**

(52) **U.S. Cl.**
USPC **D24/102**

(58) **Field of Classification Search**
USPC D24/100-104

CPC A61K 9/20; A61K 9/209; A61K 9/2077;
A61K 9/5078; A61K 9/4891; A61K
9/167; A61K 9/2072; A61K 9/2081;
A61K 9/2086

See application file for complete search history.

(56) **References Cited**

U.S. PATENT DOCUMENTS

4,792,448 A * 12/1988 Ranade A61L 9/05
424/467
D316,913 S * 5/1991 Motola D24/100

D325,619 S * 4/1992 Casberg D23/207
D339,863 S * 9/1993 Robertson D24/101
D372,307 S * 7/1996 Barringer D23/208
D789,514 S * 6/2017 Hill D24/101
D840,025 S * 2/2019 Bianchi D24/124
D945,622 S * 3/2022 Ries D24/155

* cited by examiner

Primary Examiner — Charles D Hanson

(74) *Attorney, Agent, or Firm* — Gearhart Law LLC

(57) **CLAIM**

The ornamental design for a tablet, as shown and described.

DESCRIPTION

FIG. 1 is a perspective view of the tablet.

FIG. 2 is a front view thereof.

FIG. 3 is a back view thereof.

FIG. 4 is a first side view.


FIG. 5 is a second side view.

FIG. 6 is a top view thereof; and,

FIG. 7 is a bottom thereof.

The dashed lines in the drawings indicating a depth of the lettering and an outline of the lettering on the tablet form no part of the claimed design.

1 Claim, 7 Drawing Sheets



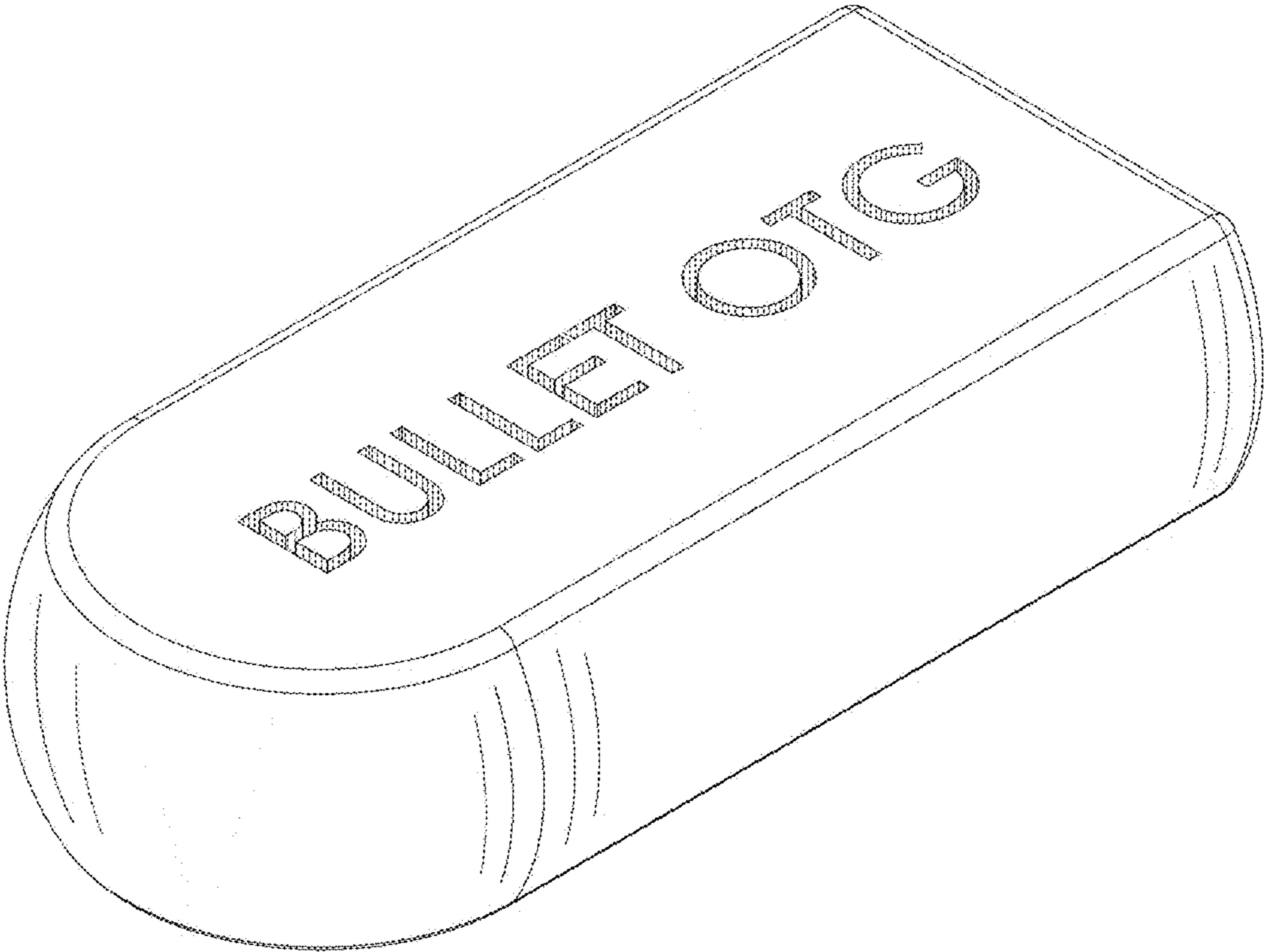


FIG. 1




FIG. 2




FIG. 3




FIG. 4




FIG. 5




FIG. 6




FIG. 7