



US00D979034S

(12) **United States Design Patent**
Garcia Neila et al.

(10) **Patent No.:** **US D979,034 S**
(45) **Date of Patent:** **** Feb. 21, 2023**

(54) **AIR FRESHENER**
(71) Applicant: **ZOBELE HOLDING SPA**, Trento (IT)
(72) Inventors: **Carla Garcia Neila**, Barcelona (ES);
Joaquim Llorente Alonso, Barcelona (ES)
(73) Assignee: **ZOBELE HOLDING SPA**, Trento (IT)
(**) Term: **15 Years**

D295,676 S * 5/1988 Steiner D23/366
D612,473 S * 3/2010 Valentino D23/366
D764,044 S * 8/2016 Sordo D23/366
D836,609 S * 12/2018 Yoon D14/216
D843,974 S * 3/2019 Yoon D14/216
D903,079 S * 11/2020 Morton D23/366
D903,080 S * 11/2020 Morton D23/366
D903,081 S * 11/2020 Morton D23/366
2011/0027124 A1* 2/2011 Albee A61L 9/122
422/5

(21) Appl. No.: **29/772,355**
(22) Filed: **Mar. 1, 2021**
(51) **LOC (14) Cl.** **23-04**
(52) **U.S. Cl.**
USPC **D23/366**

* cited by examiner

Primary Examiner — Gino Colan
Assistant Examiner — David OBrien
(74) *Attorney, Agent, or Firm* — Amster, Rothstein & Ebenstein LLP

(58) **Field of Classification Search**
USPC D7/509, 510; D11/143, 152; D14/195,
D14/204, 216, 221, 228, 242; D23/207,
D23/208, 209, 213, 223, 333, 335, 336,
D23/342, 351, 352, 353, 355, 356, 359,
D23/360, 362, 364–366, 370; D24/108,
D24/112, 129, 206; D26/26, 37, 40, 46,
D26/49
CPC F24F 6/00; F24F 6/06; F24F 6/12; F24F
6/14; F24F 1/00; F24F 1/01; F24F 1/02;
F24F 1/022; F24F 7/065; A47G 7/06;
A61M 11/02; A61M 11/041; A61L 9/01;
A61L 9/00; A61L 9/03; A61L 9/12; A61L
9/122; A61L 9/127; A61L 2209/11; A61L
2209/14; A61L 2209/133; Y10S 261/17;
Y10S 261/88; Y10S 261/89; B01D 46/10;
B01D 46/0005; B01D 46/2411
See application file for complete search history.

(57) **CLAIM**

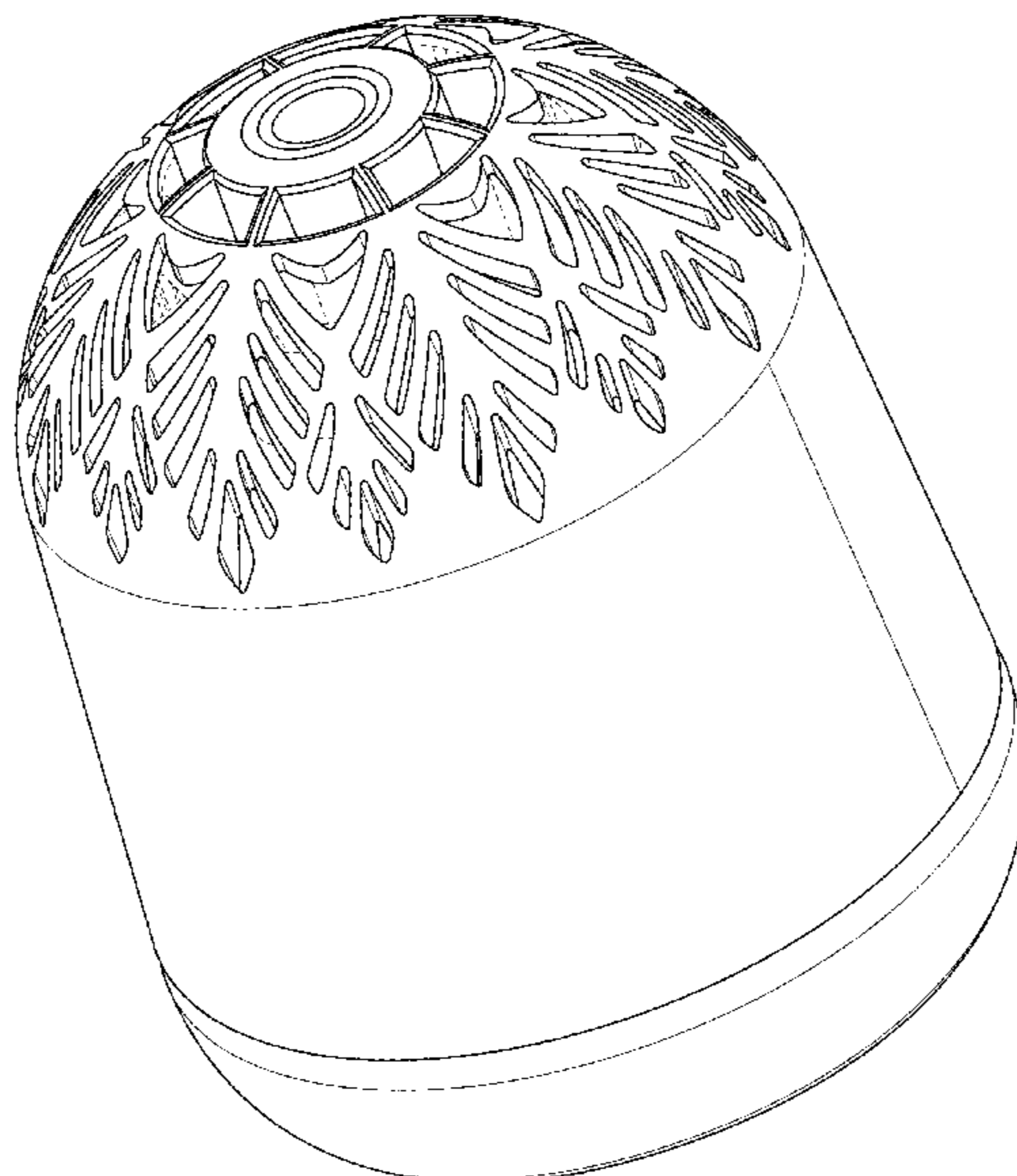
The ornamental design for an air freshener, as shown and described.

DESCRIPTION

FIG. 1 is a perspective view of an air freshener showing our new design;
FIG. 2 is a front view thereof, the rear view being identical thereto;
FIG. 3 is a side view thereof, the opposite side view being identical thereto;
FIG. 4 is a top view thereof; and,
FIG. 5 is a bottom view thereof.
The broken lines shown in the drawings are for the purpose of illustrating portions of the air freshener and form no part of the claimed design.

(56) **References Cited**
U.S. PATENT DOCUMENTS
D293,366 S * 12/1987 O'Neil, Jr. D23/366
4,739,928 A * 4/1988 O'Neil A61L 9/127
239/45

1 Claim, 5 Drawing Sheets



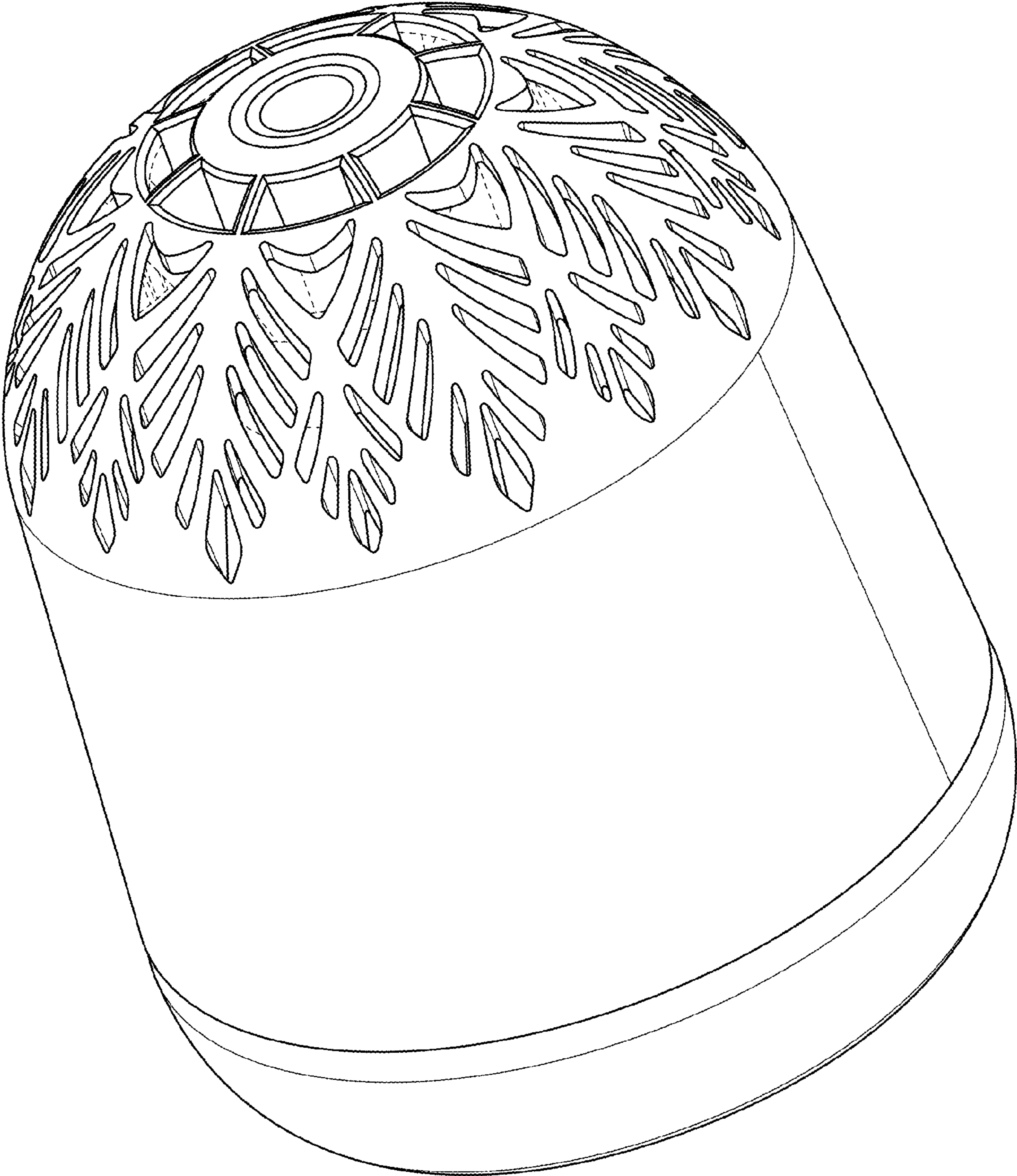


FIG. 1




FIG. 2




FIG. 3



FIG. 4

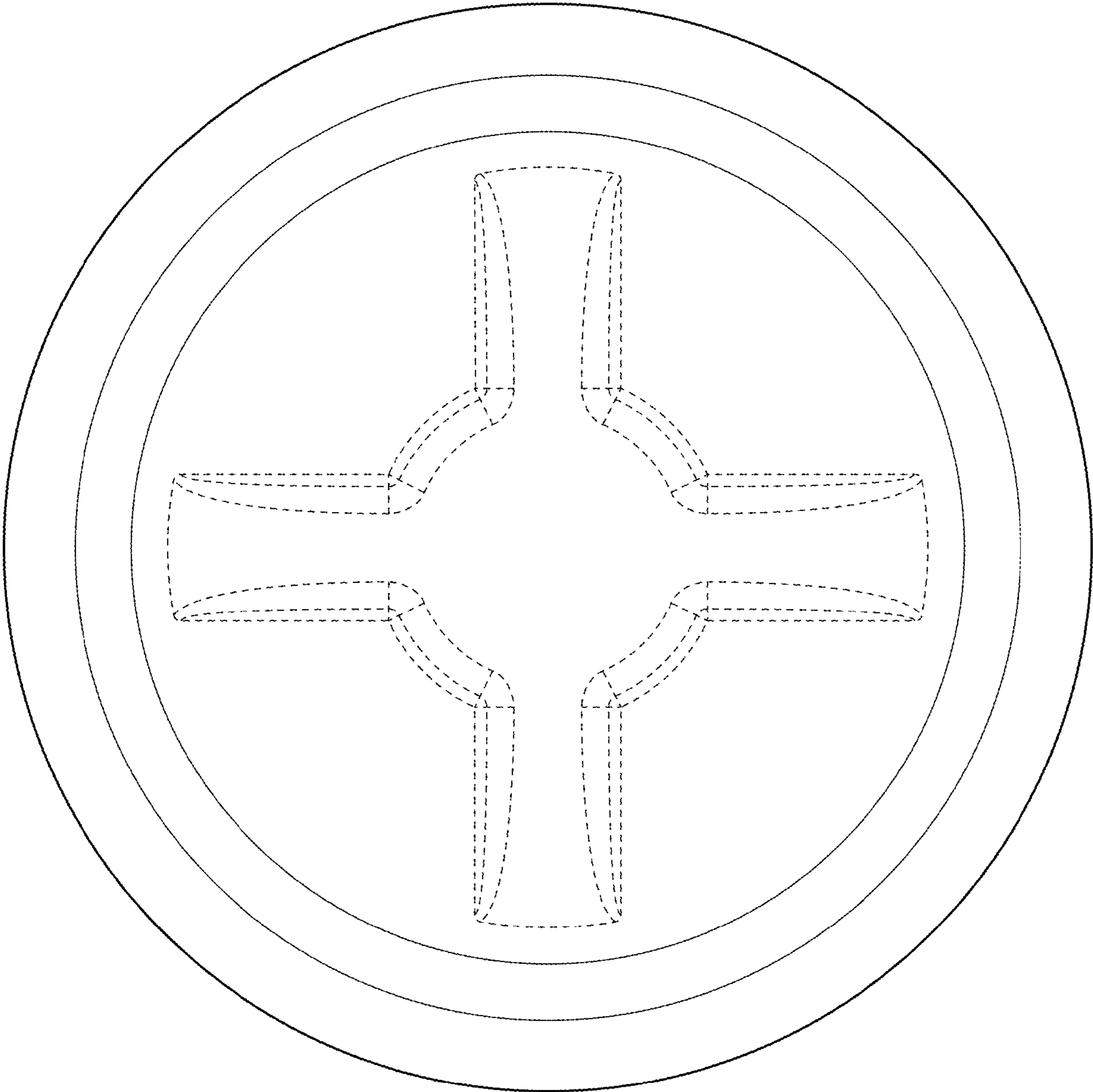


FIG. 5