



US00D979026S

(12) **United States Design Patent**
Wen

(10) **Patent No.:** **US D979,026 S**

(45) **Date of Patent:** **** Feb. 21, 2023**

(54) **DEHUMIDIFIER**

(71) Applicant: **Ximei Wen**, Puning (CN)

(72) Inventor: **Ximei Wen**, Puning (CN)

(**) Term: **15 Years**

(21) Appl. No.: **29/752,702**

(22) Filed: **Sep. 29, 2020**

(51) **LOC (14) Cl.** **23-04**

(52) **U.S. Cl.**
USPC **D23/359**

(58) **Field of Classification Search**
USPC D23/355-366, 352, 369, 332, 333, 335,
D23/336, 342, 351; 422/120, 122;
55/356, 473, 504; 93/97; 261/DIG. 17,
261/DIG. 65, DIG. 88, DIG. 31
CPC .. A61L 9/16; A61L 9/22; B01D 47/00; B01D
47/027; B01D 2221/02; B01D 2259/4508;
B03C 3/155; B03C 3/368; F24F 3/16;
F24F 13/20; F24F 13/28
See application file for complete search history.

(56) **References Cited**

U.S. PATENT DOCUMENTS

D844,766 S * 4/2019 Miao D23/364
D876,599 S * 2/2020 He D23/364
D890,904 S * 7/2020 Farone D23/364

D893,009 S * 8/2020 Choi D23/364
10,823,434 B2 * 11/2020 Shin F24F 1/02
D915,573 S * 4/2021 Zheng D23/359
D918,365 S * 5/2021 Li D23/359
D918,366 S * 5/2021 Li D23/359
D918,367 S * 5/2021 Li D23/359
D919,780 S * 5/2021 Li D23/359
D923,769 S * 6/2021 Huang D23/359
11,054,153 B2 * 7/2021 Myeong F24F 1/022
D935,006 S * 11/2021 Huang D23/359

* cited by examiner

Primary Examiner — David G Muller

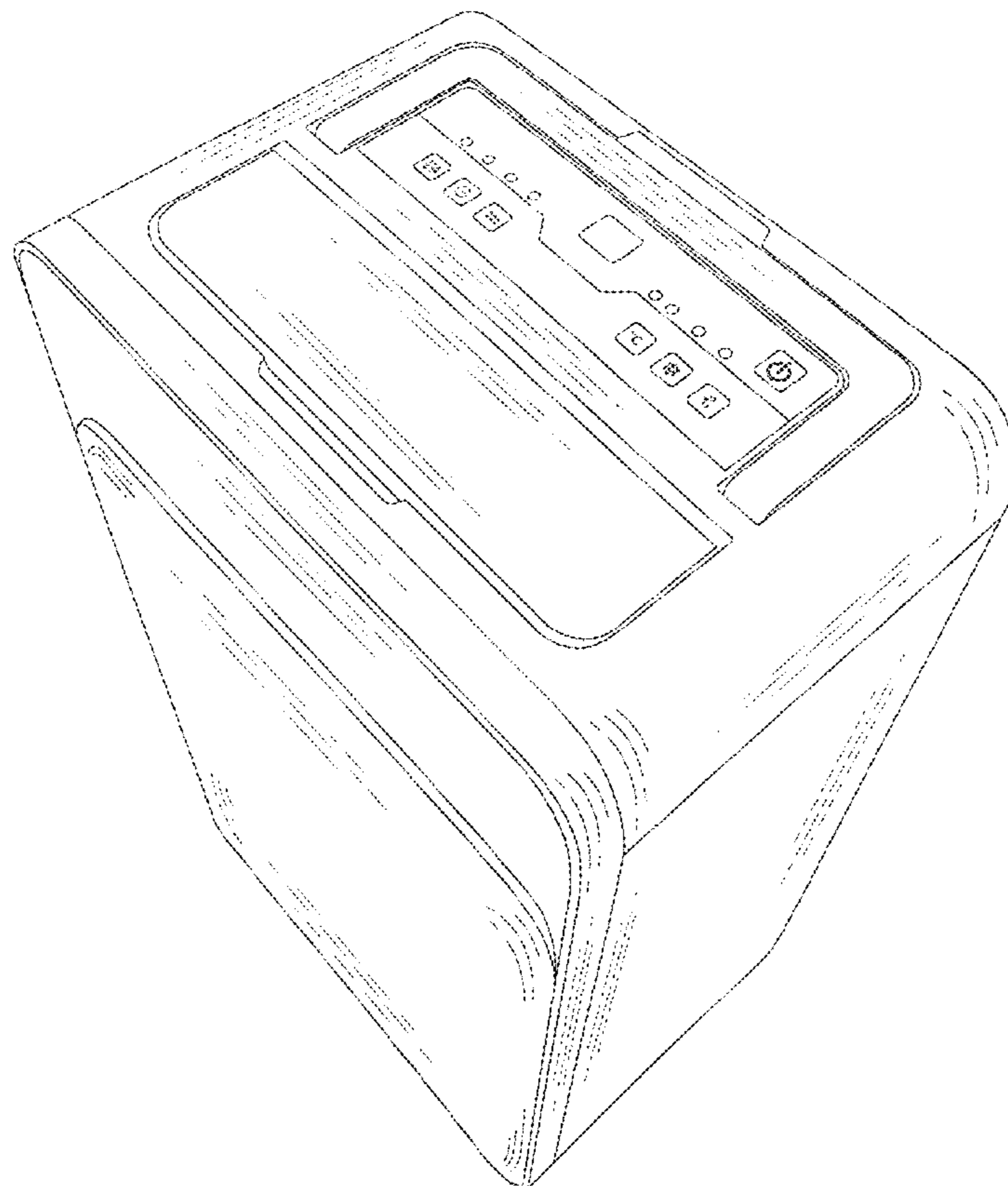
(57) **CLAIM**

The ornamental design for a dehumidifier, as shown and described.

DESCRIPTION

FIG. 1 is a front and top perspective view of a dehumidifier showing my new design;
FIG. 2 is a rear perspective view thereof;
FIG. 3 is a front elevation view thereof;
FIG. 4 is a rear elevation view thereof;
FIG. 5 is a left side elevation view thereof;
FIG. 6 is a right side elevation view thereof;
FIG. 7 is a top plan view thereof;
FIG. 8 is a bottom plan view thereof; and,
FIG. 9 is a perspective view thereof, shown in an open state.
The broken lines depict portions of the dehumidifier that form no part of the claimed design.

1 Claim, 9 Drawing Sheets



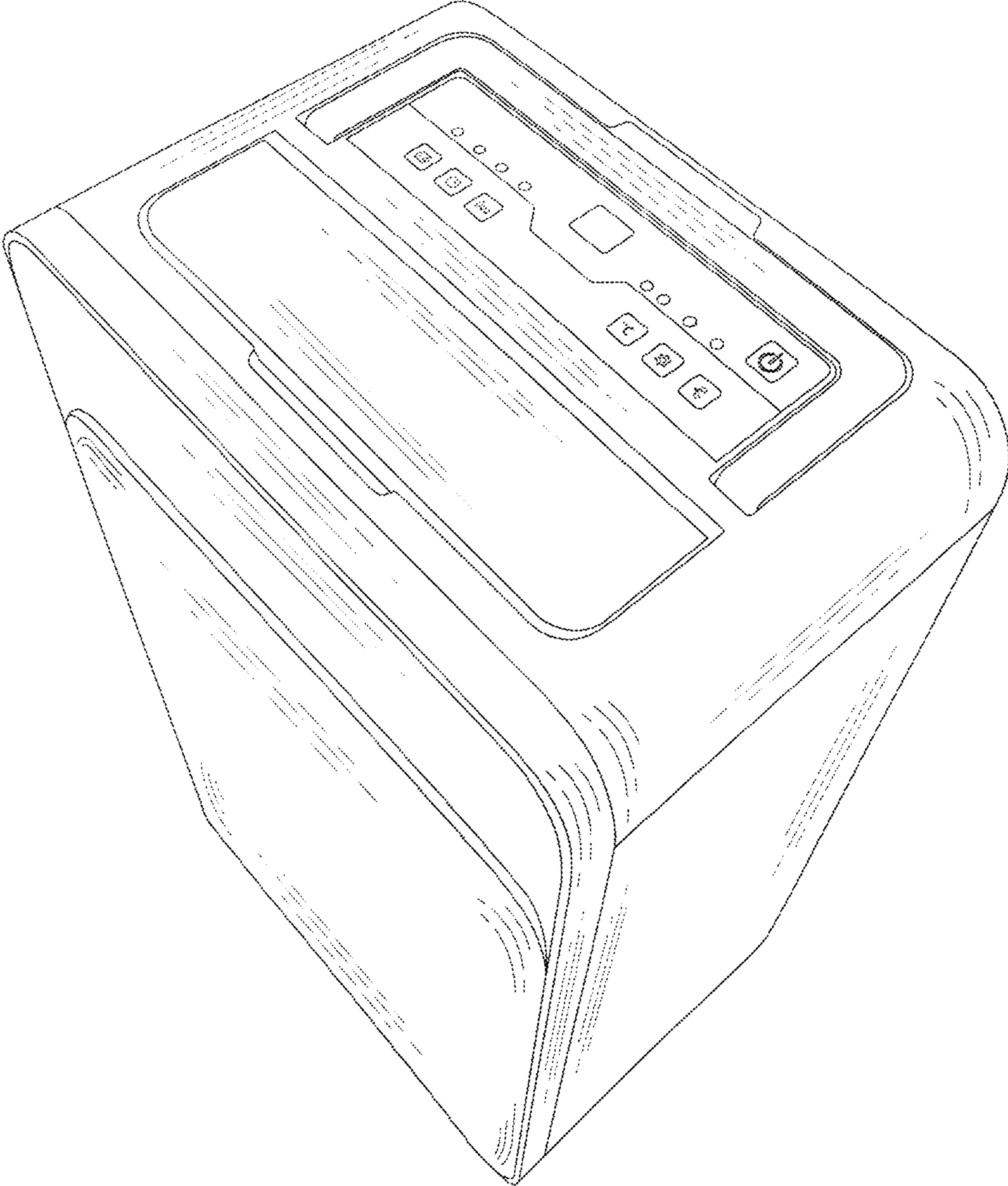


FIG. 1

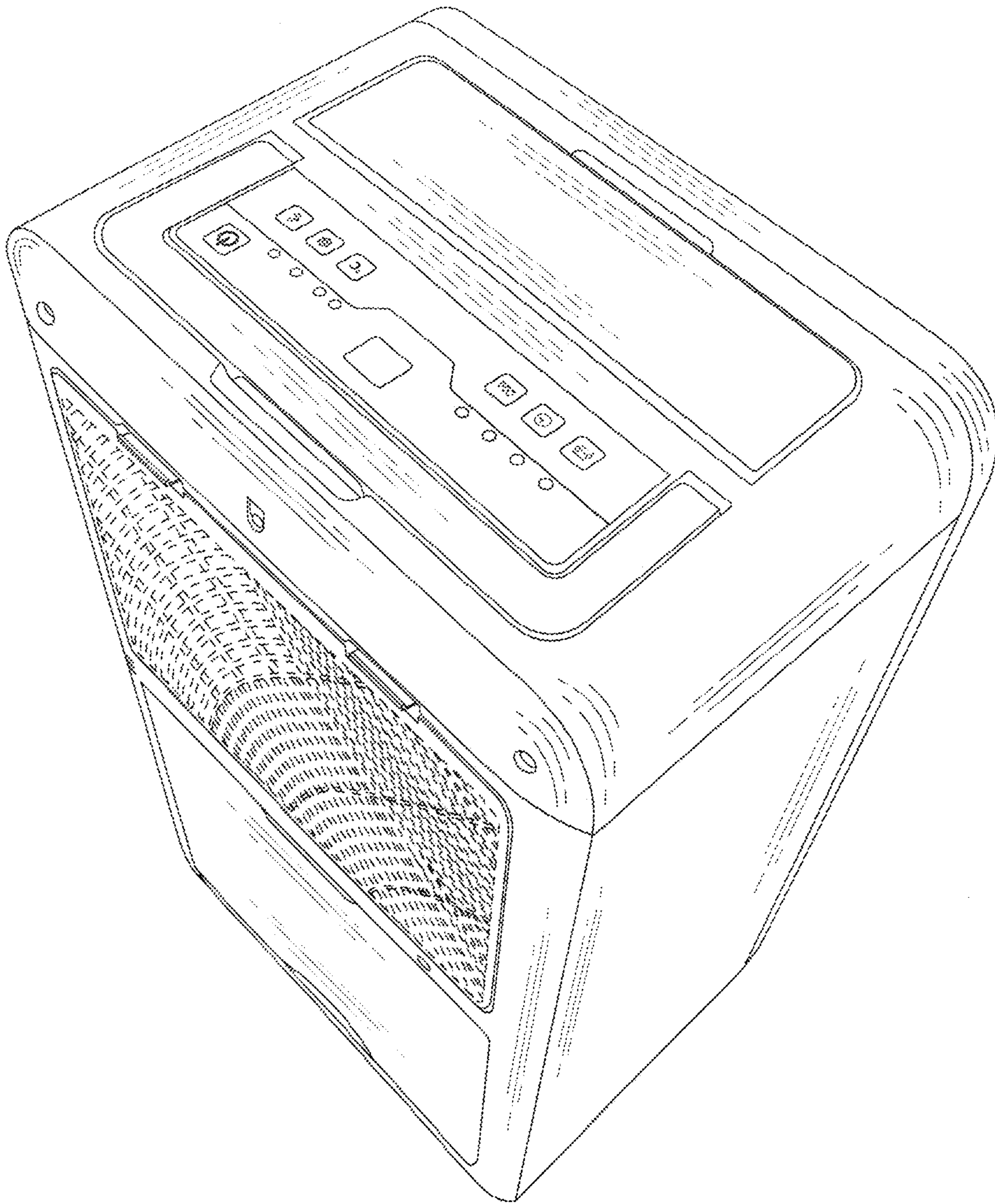


FIG. 2




FIG. 3

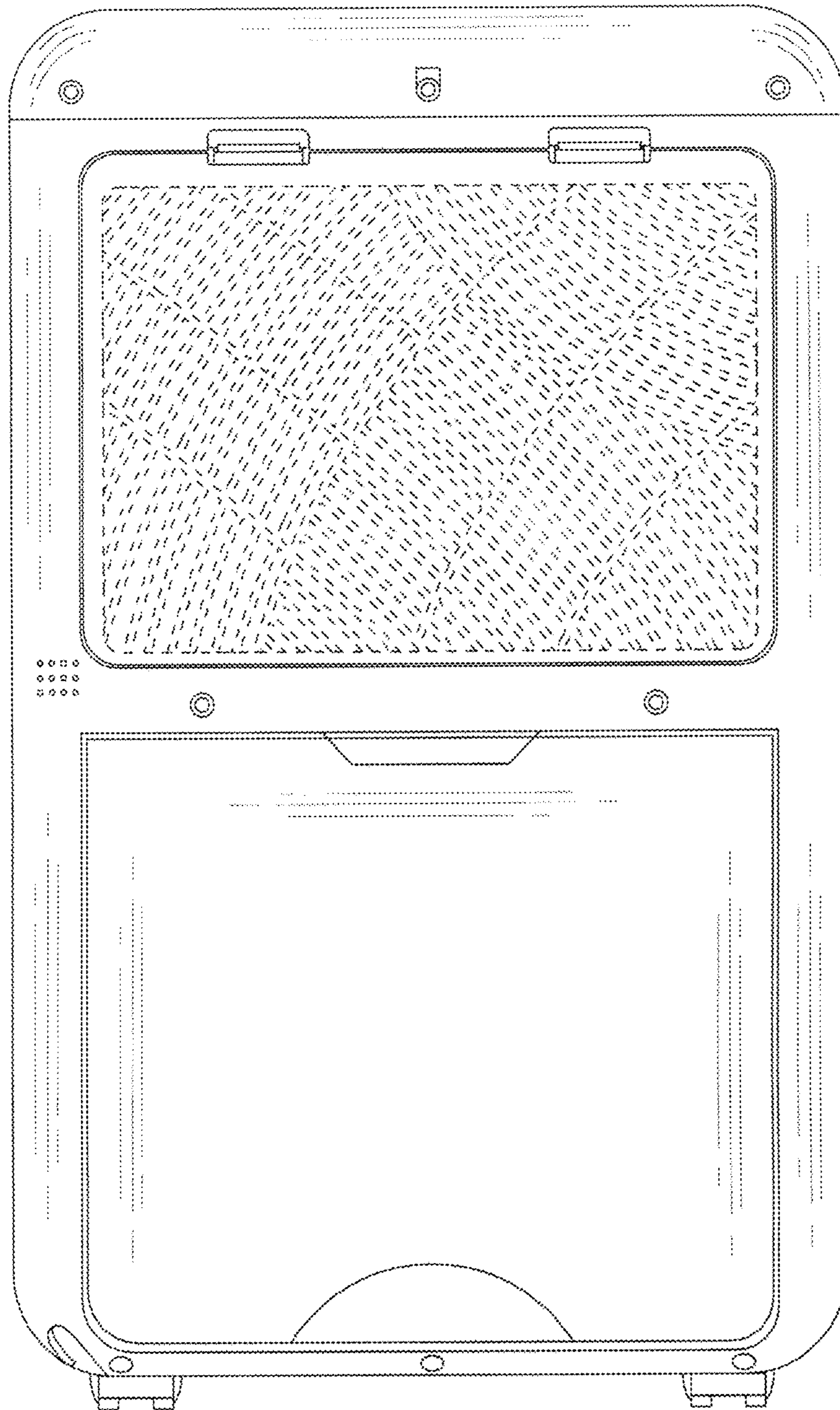


FIG. 4




FIG. 5




FIG. 6




FIG. 7

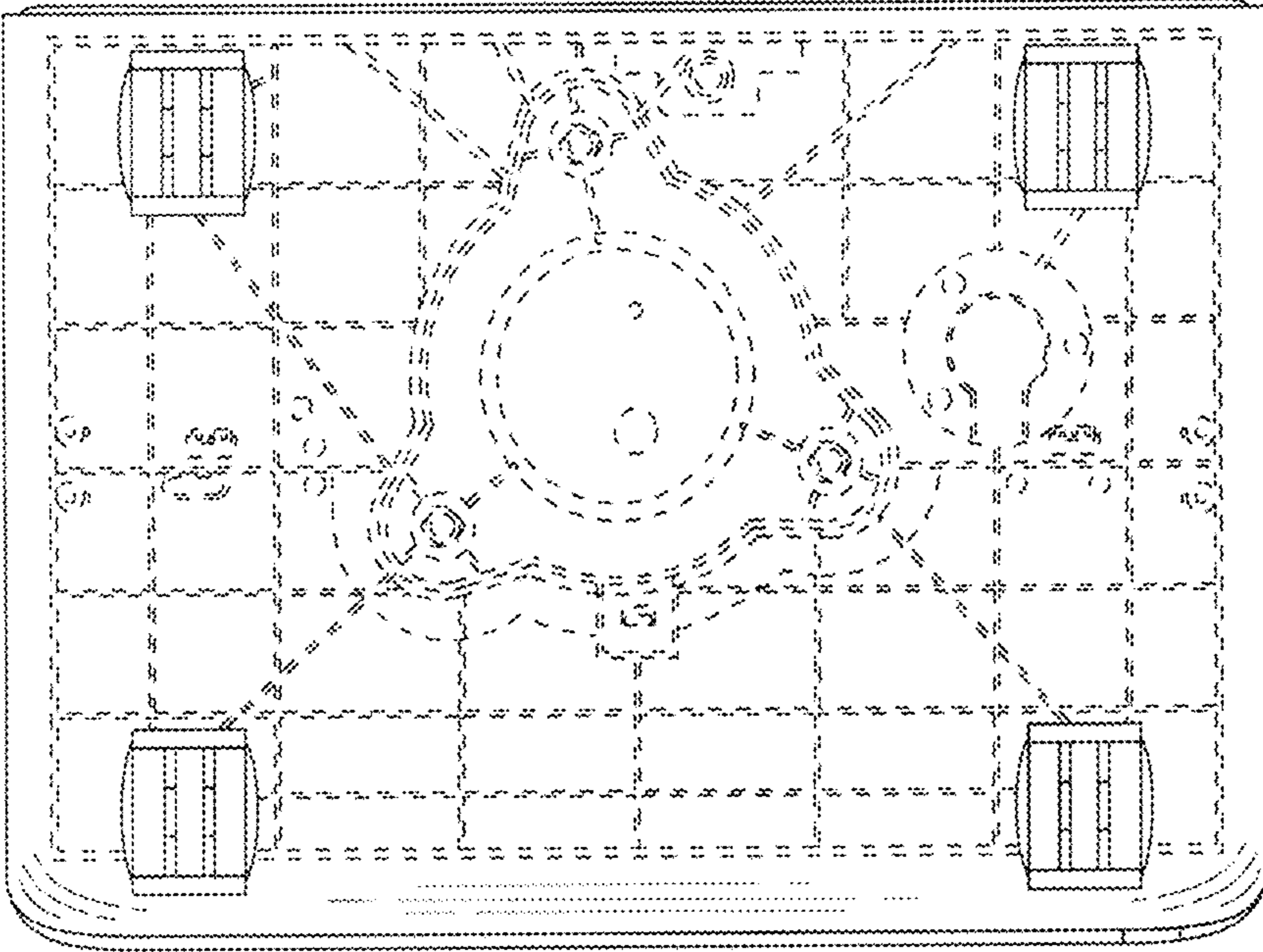


FIG. 8

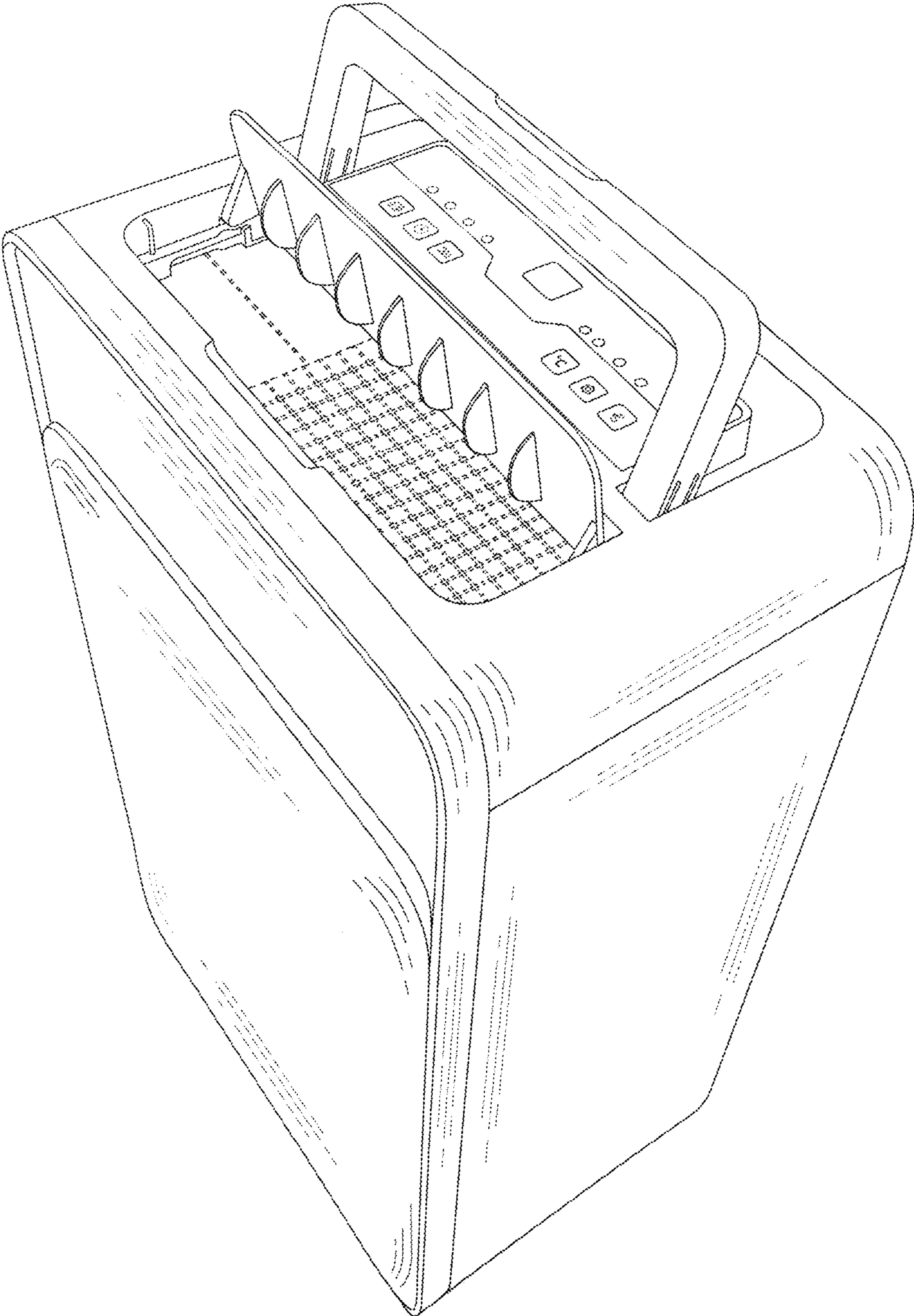


FIG. 9