



US00D979023S

(12) **United States Design Patent** (10) **Patent No.:** **US D979,023 S**
Loibl et al. (45) **Date of Patent:** **** Feb. 21, 2023**

(54) **HEATER**

(71) Applicant: **VORNADO AIR, LLC**, Andover, KS (US)

(72) Inventors: **Byron Loibl**, Wichita, KS (US);
Anthony Fischer, Wichita, KS (US);
Brian M. Cartwright, Wichita, KS (US);
Gregory Pease, Andover, KS (US);
Joshua Ayala, Maize, KS (US)

(73) Assignee: **Vornado Air, LLC**, Andover, KS (US)

(**) Term: **15 Years**

(21) Appl. No.: **29/774,894**

(22) Filed: **Mar. 19, 2021**

(51) **LOC (14) Cl.** **23-03**

(52) **U.S. Cl.**
USPC **D23/335**

(58) **Field of Classification Search**
USPC D23/314, 317, 325, 332, 342, 356, 412,
D23/336, 335

CPC H05B 3/06; H05B 3/008; F24D 19/1084;
F24D 5/04; F24D 19/1096

See application file for complete search history.

(56) **References Cited**

U.S. PATENT DOCUMENTS

D276,263 S *	11/1984	Armbruster	D23/370
D282,484 S *	2/1986	Armbruster	D23/365
D523,128 S *	6/2006	Zhu	D23/364
D529,155 S *	9/2006	Maitland	D23/341
D546,430 S *	7/2007	Ching	D23/342
D577,802 S *	9/2008	Barker	D23/364
D582,538 S *	12/2008	Catrino	D23/378
D588,251 S *	3/2009	Spiegel	D23/364
D588,686 S *	3/2009	Spiegel	D23/364
D594,947 S *	6/2009	Lewis	D23/314
D603,949 S *	11/2009	Campbell	D23/364

D604,817 S *	11/2009	Lee	D23/332
D650,472 S *	12/2011	Petersen	D23/364
D678,493 S *	3/2013	Lacotta	D23/355
D683,005 S *	5/2013	Park	D23/351
D707,338 S *	6/2014	Ediger	D23/356
D729,921 S *	5/2015	Poindexter	D23/364
D730,506 S *	5/2015	Poindexter	D23/364
D799,653 S *	10/2017	Jun	D23/351

(Continued)

OTHER PUBLICATIONS

“Vornado Atom 1 Desktop Tower Fan”, <https://www.lowes.com/pd/Vornado-Vornado-Atom-1-Desktop-Tower-Fan/5001896255>, review date: Jun. 2, 2021; retrieved on Jun. 29, 2022. (Year: 2021).*

(Continued)

Primary Examiner — Amy C Wierenga

Assistant Examiner — Andrea Marie McKay

(74) *Attorney, Agent, or Firm* — Avyno Law P.C.

(57) **CLAIM**

We claim the ornamental design for a heater, as shown and described.

DESCRIPTION

FIG. 1 is a top front perspective view of a heater of the present invention.

FIG. 2 is a bottom rear perspective view of a heater of the present invention.

FIG. 3 is a front elevation view of the heater of FIG. 1.

FIG. 4 is a rear elevation view of the heater of FIG. 1.

FIG. 5 is a left side elevation view of the heater of FIG. 1.

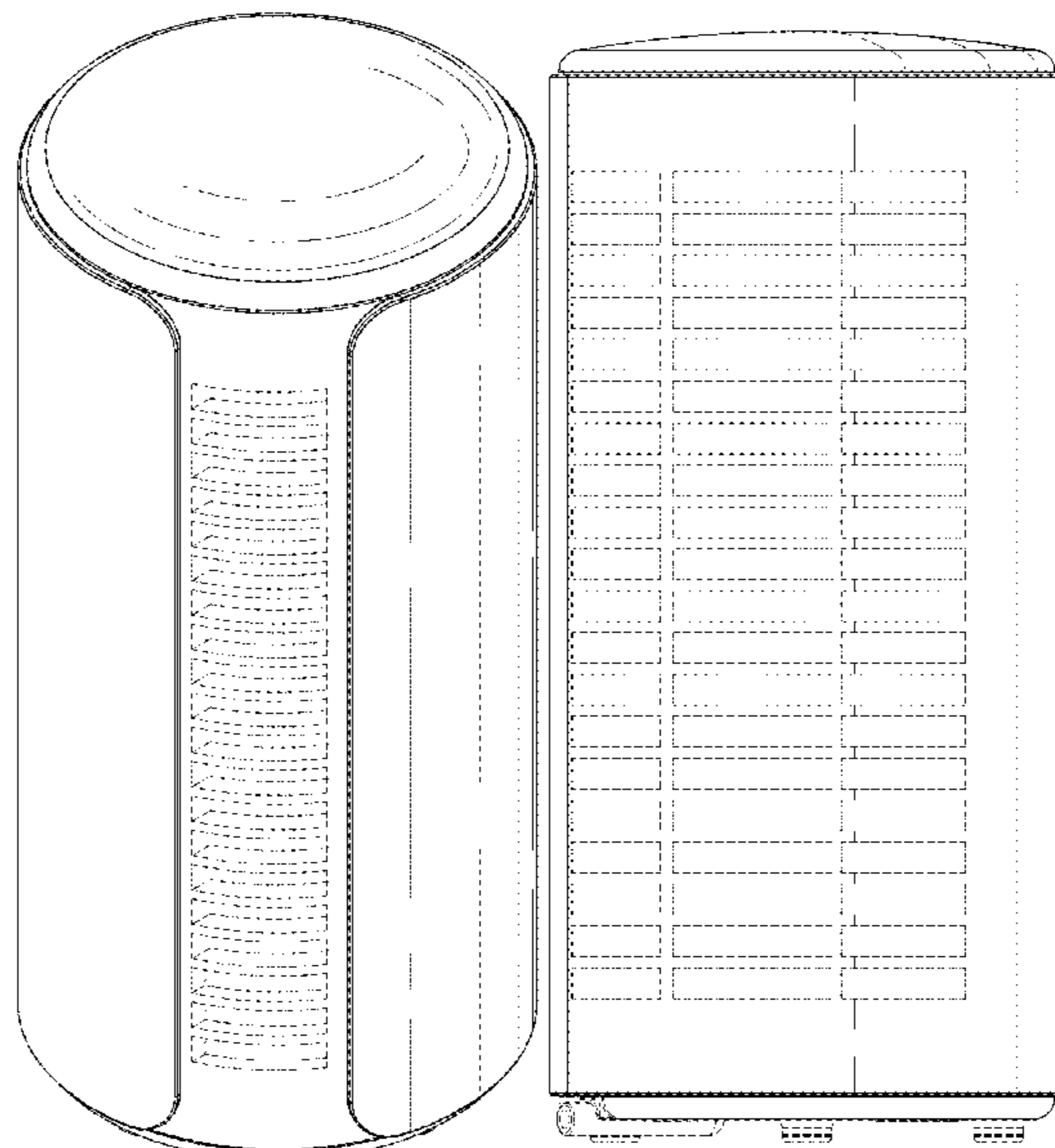
FIG. 6 is a right side elevation view of the heater of FIG. 1.

FIG. 7 is a top plan view of the heater of FIG. 1; and,

FIG. 8 is a bottom plan view of the heater of FIG. 1.

In the drawings, the broken lines depict portions of the heater that form no part of the claimed design.

1 Claim, 7 Drawing Sheets



(56)

References Cited

U.S. PATENT DOCUMENTS

D805,622	S	*	12/2017	Lee	D23/364
D810,905	S	*	2/2018	Yoon	D23/364
D811,567	S	*	2/2018	Lopez	D23/351
D845,463	S	*	4/2019	Ediger	D23/378
D846,109	S	*	4/2019	Koehler	D23/378
D858,736	S	*	9/2019	Lewis	D23/378
D886,272	S	*	6/2020	Yang	D23/364
D906,500	S	*	12/2020	Seo	D23/356
D906,501	S	*	12/2020	Lim	D23/364
D925,716	S	*	7/2021	Qin	D23/356
D963,146	S	*	9/2022	Huang	D23/378
D963,147	S	*	9/2022	Lin	F04D 25/08 D23/378
D964,542	S	*	9/2022	Hong	D23/378
11,437,833	B1	*	9/2022	Lee	H05K 7/1053
2022/0260090	A1	*	8/2022	Ho	F04D 29/644

OTHER PUBLICATIONS

“Vornado Atom 1 Oscillating Tower Fan, Small Air Circulator with 4 Speeds, Touch Controls”, https://www.amazon.com/Vornado-Oscillating-Circulator-Speeds-Controls/dp/B08R5YBTPK/ref=sr_1_3?keywords=atom+1+fan&qid=1656509250&srprefix=atom+1%2Caps%2C68&sr=8-3, First Available date: Feb. 8, 2021 retrieved on Jun. 29, 2022. (Year: 2021).*

“ATOM 1 Compact Oscillating Tower Circulator”, <https://www.vornado.com/shop/circulators-fans/tower/atom-1-compact-oscillating-tower-circulator>, review date 2021; retrieved on Jun. 29, 2022. (Year: 2021).*

“Model ATOM 1—Vornado Manual”, <https://www.vornado.com/wp-content/uploads/2016/01/ATOM1.pdf>, published year2021; retrieved on Jun. 29, 2022. (Year: 2021).*

* cited by examiner

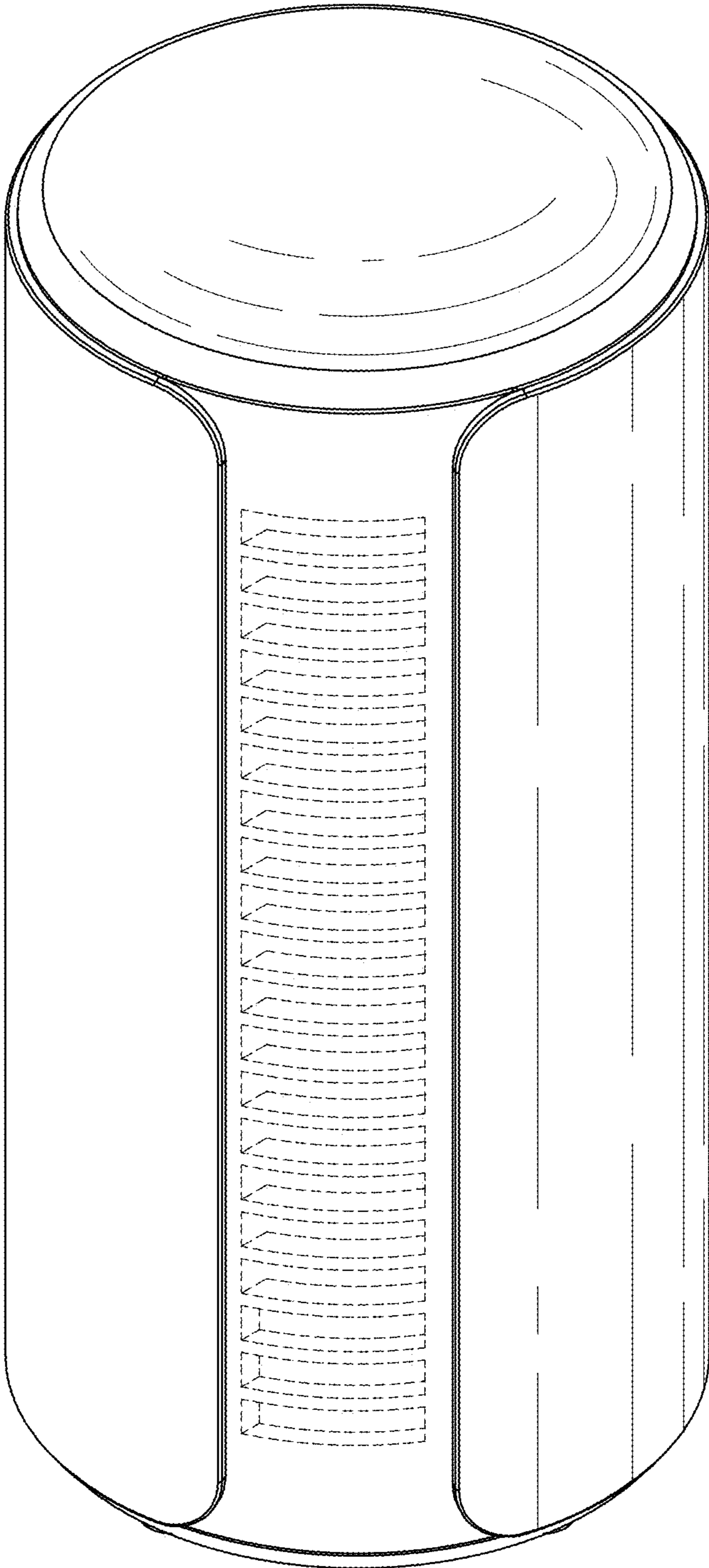


FIG. 1

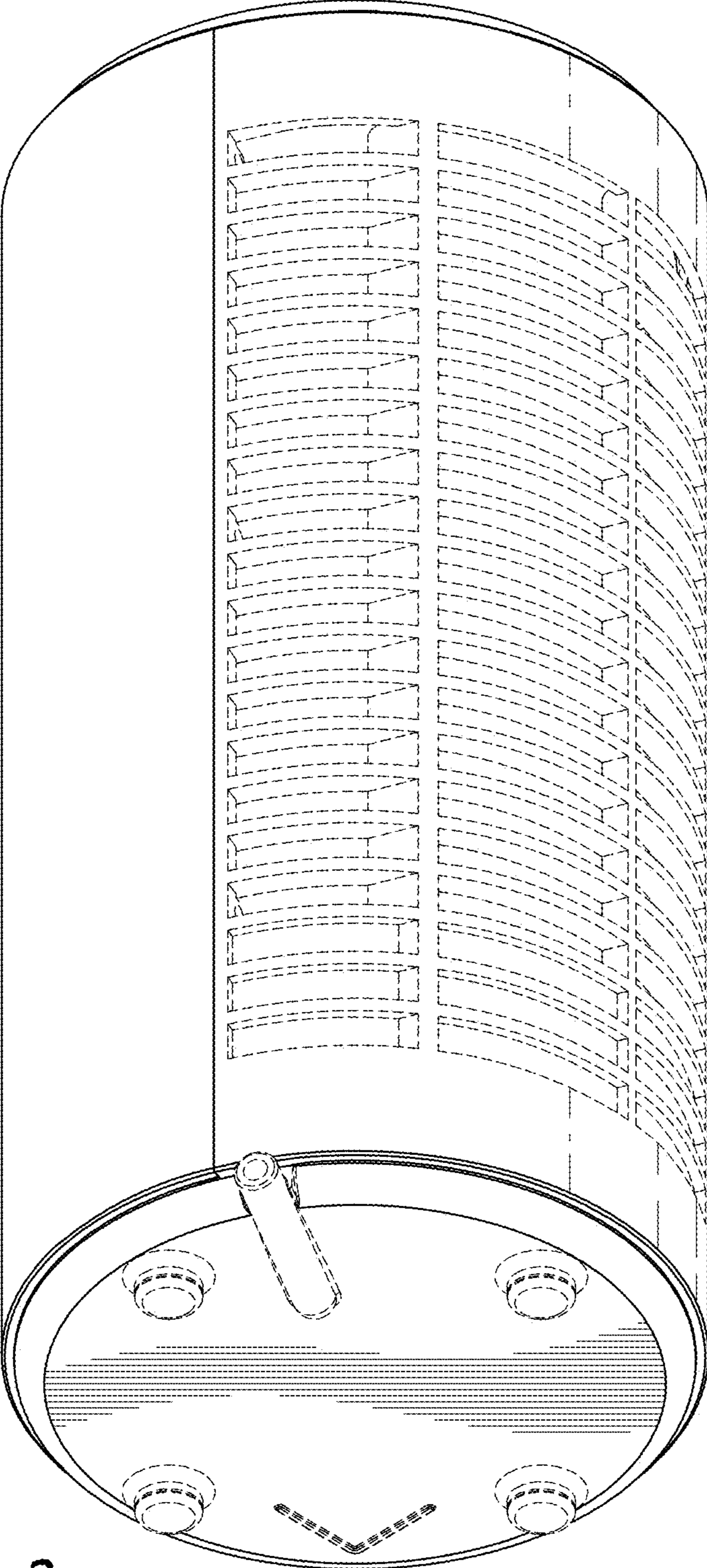


FIG. 2




FIG. 3




FIG. 4




FIG. 5




FIG. 6

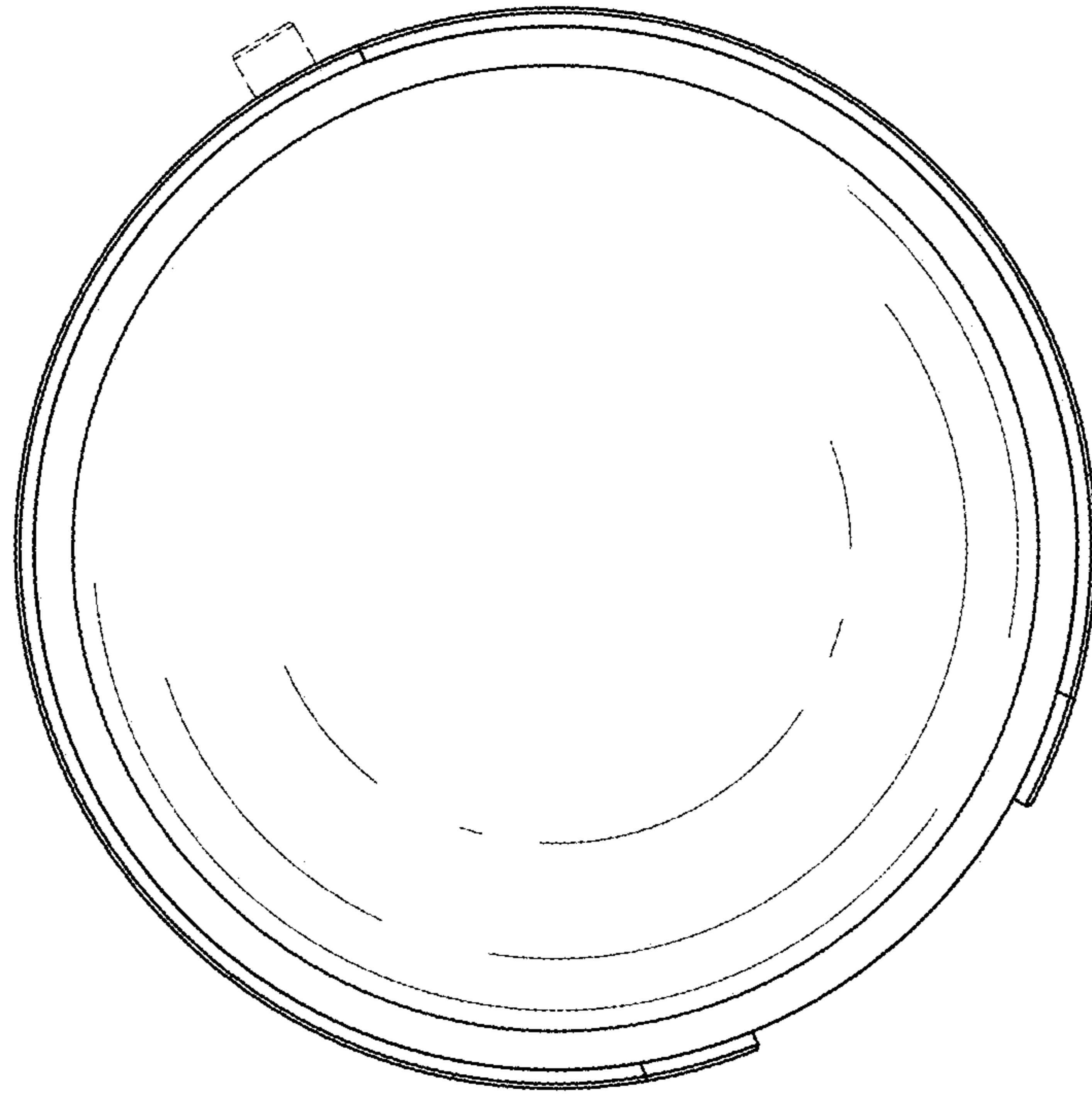


FIG. 7

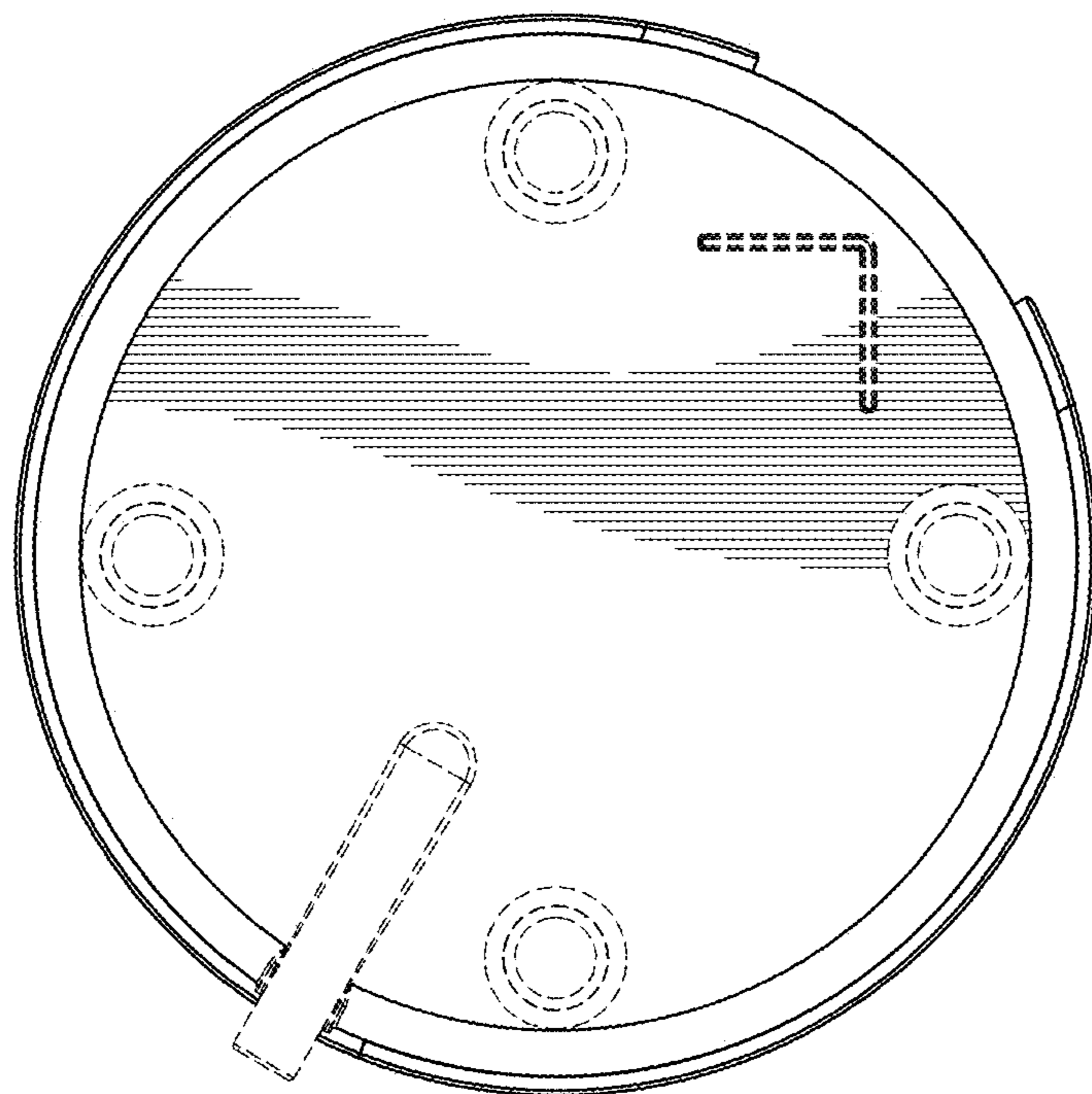


FIG. 8