



US00D979006S

(12) **United States Design Patent**
Yong

(10) **Patent No.:** **US D979,006 S**

(45) **Date of Patent:** **** Feb. 21, 2023**

(54) **HUNTING KNIFE**

OTHER PUBLICATIONS

(71) Applicant: **Phoon Chang Yong**, Singapore (SG)
(72) Inventor: **Phoon Chang Yong**, Singapore (SG)
(73) Assignee: **Recontour, Inc.**, Englewood, CO (US)
(**) Term: **15 Years**

https://www.amazon.com/FH-KNIVES-Handmade-Tactical-Bushcraft/dp/B09C2CCNQV/ref=sxin_13_pa_sp_search_thematic_sspa?content-id=amzn1.sym.6b029eb3-7d41-4744-b45d-69fe835e098d%3Aamzn1.sym.6b029eb3-7d41-4744-b45d-69fe835e098d&crd=15YHC01XO451&cv_ct_cx=hunting%2Bknife&keywords=huntinBknife&pd_rd_i=B09C2CCNQV&pd_rd_r=cd2c1390-233b-49e1-82bf-40b85d6457fc&pd_rd_w=GRIn4&pd_rd_wg=JPKYV&pf_rd_p=6b029eb3-7d41-4744-b45d-69fe835e098d&pf_rd_r=FY4Y57GV1SA6RKANJWB2&qid=1664483060&qu=eyJxc2MiOiI4LjQ5liwicXNhIjoiNy40NiIsInFzcCI6IjYuODQiIjQ%3D%3D&sprefix=hunting%2Bknife%2Caps%2C113&sr=1-4-a73d1c8c-2fd2-4f19-aa41-2df022bcb241-spons&th=1 (Year: 2021).*

(21) Appl. No.: **29/760,301**

(22) Filed: **Nov. 30, 2020**

(51) **LOC (14) Cl.** **22-02**

(52) **U.S. Cl.**

USPC **D22/118**

(58) **Field of Classification Search**

USPC D22/118; D8/98-100

CPC .. B26B 1/046; B26B 1/00; B26B 1/02; B26B

1/04; B26B 1/10; B26B 3/00; B26B 5/00;

B26B 5/006; B26B 9/00

See application file for complete search history.

* cited by examiner

Primary Examiner — Catherine R Oliver-Garcia

(57) **CLAIM**

The ornamental design for a hunting knife, as shown and described.

(56) **References Cited**

U.S. PATENT DOCUMENTS

D345,289 S *	3/1994	Sakai	D8/99
D363,336 S *	10/1995	Luchak	D22/118
D411,790 S *	7/1999	Glesser	D8/99
D558,294 S *	12/2007	Linn	D22/118
D595,557 S *	7/2009	Hawk	D8/99
D688,933 S *	9/2013	Cheng	D8/99
D697,780 S *	1/2014	Pelton	D8/99
D706,102 S *	6/2014	Welch	D8/38
D733,515 S *	7/2015	Cheng	D8/99
D755,343 S *	5/2016	Freeman	D22/118
D810,228 S *	2/2018	Constantine	D22/118
D848,812 S *	5/2019	Bloch	D8/99
10,786,911 B2 *	9/2020	Wynne	B26B 9/00

DESCRIPTION

FIG. 1 is a perspective view of a hunting knife showing my new design;
FIG. 2 is a front elevational view thereof;
FIG. 3 is a rear elevational view thereof;
FIG. 4 is a left side elevational view thereof;
FIG. 5 is a right side elevational view thereof;
FIG. 6 is a top plan view thereof; and,
FIG. 7 is a bottom plan view thereof.

1 Claim, 7 Drawing Sheets






FIG. 1

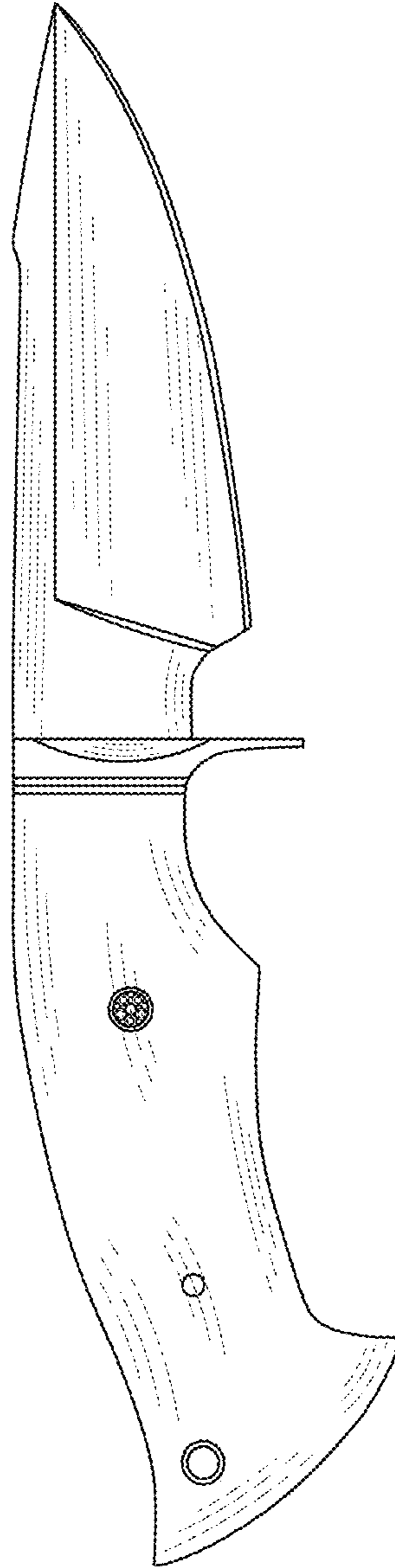


FIG. 2

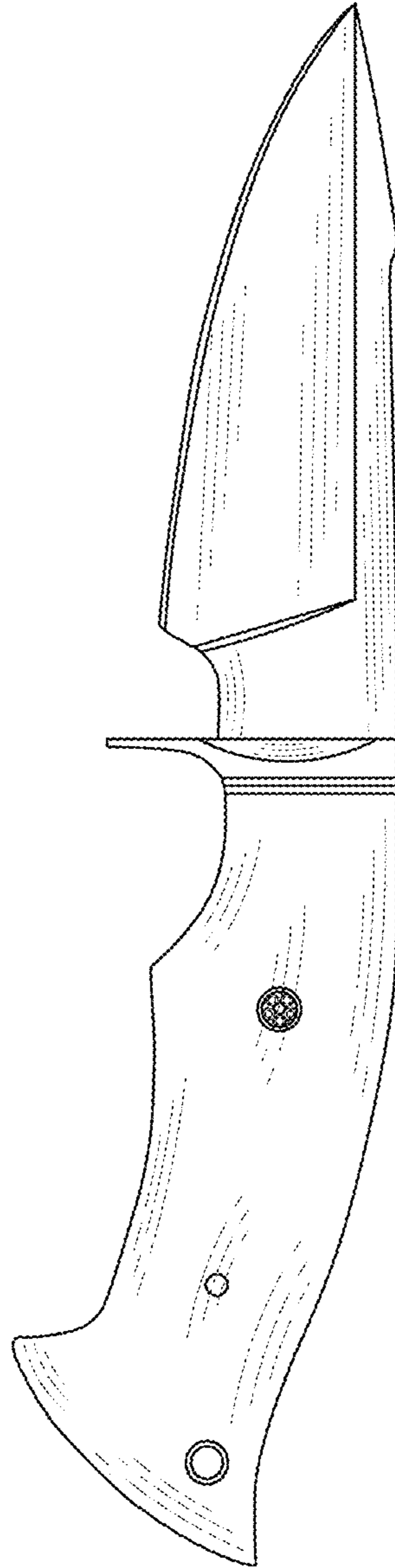


FIG. 3

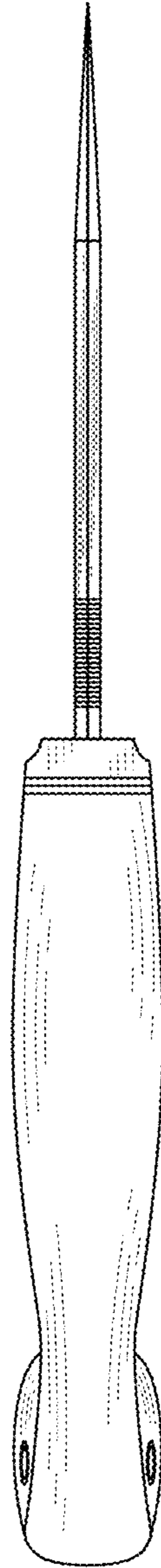


FIG. 4

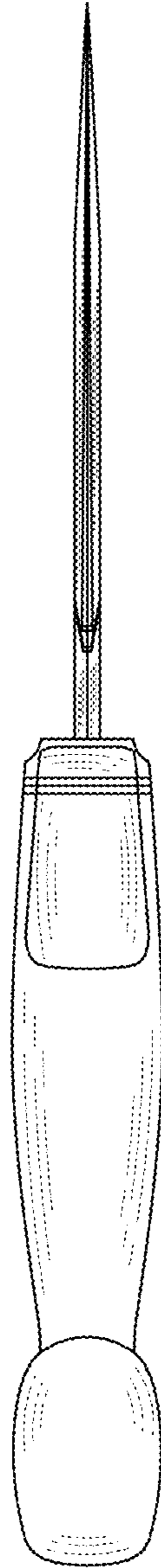


FIG. 5

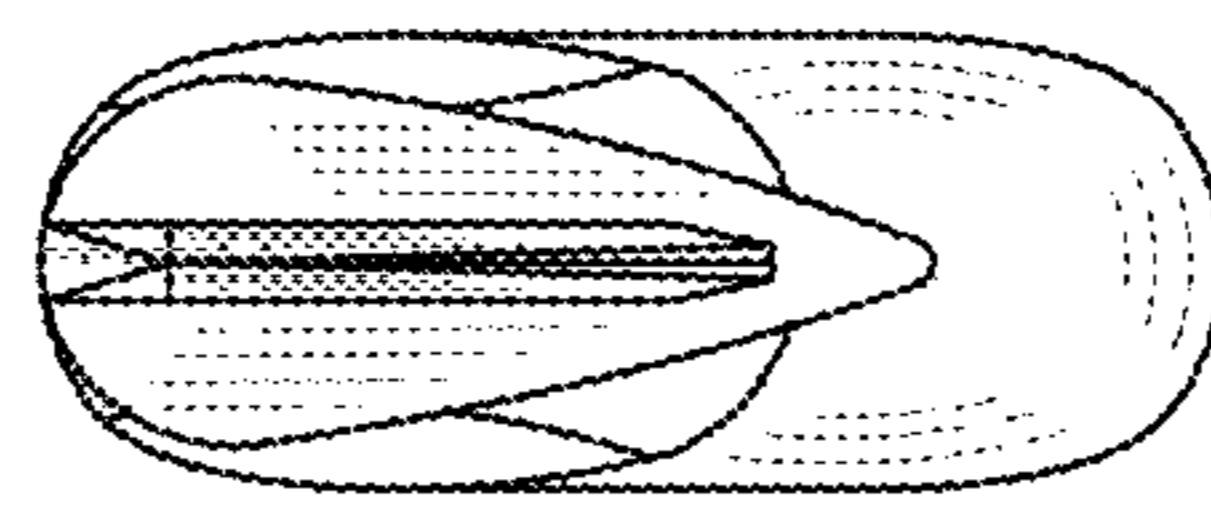


FIG. 6

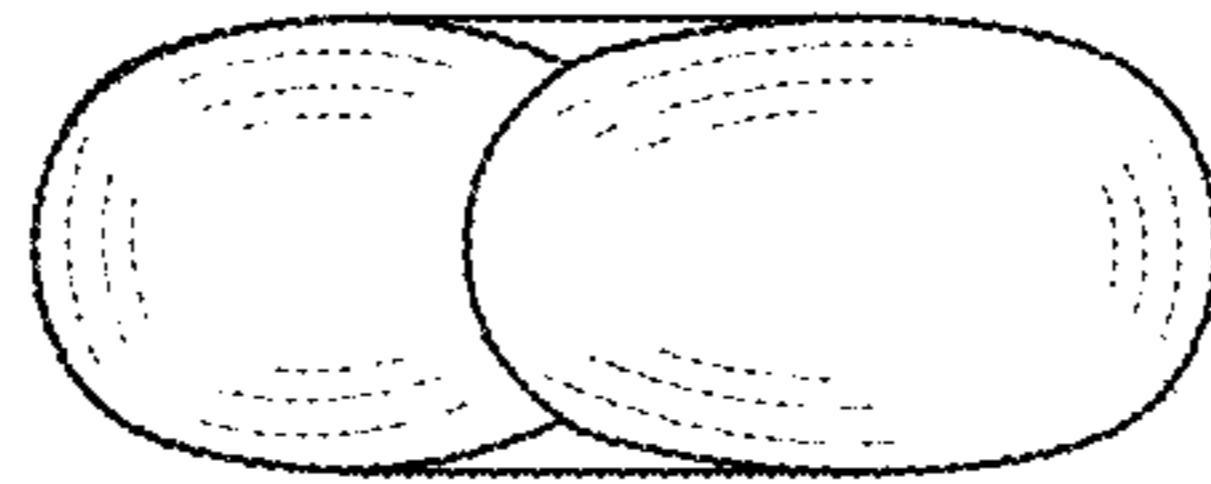


FIG. 7