



US00D978993S

(12) **United States Design Patent**
Prochnik

(10) **Patent No.:** **US D978,993 S**

(45) **Date of Patent:** **** Feb. 21, 2023**

(54) **TRAINING MAT WITH GROOVED BARS**

DESCRIPTION

- (71) Applicant: **Ethan Prochnik**, Los Angeles, CA (US)
- (72) Inventor: **Ethan Prochnik**, Los Angeles, CA (US)
- (**) Term: **15 Years**
- (21) Appl. No.: **29/758,894**
- (22) Filed: **Nov. 19, 2020**
- (51) **LOC (14) Cl.** **21-02**
- (52) **U.S. Cl.**
USPC **D21/686**
- (58) **Field of Classification Search**
USPC D21/662, 671, 673, 674, 676, 686, 690,
D21/691, 693, 694, 792, 791, 685
See application file for complete search history.

FIG. 1 is a side elevation view of a training mat with three grooved bar sections;
 FIG. 2 is a top plan view thereof;
 FIG. 3 is a bottom plan view thereof;
 FIG. 4 is a side elevation view thereof;
 FIG. 5 is a side elevation view thereof;
 FIG. 6 is an end elevation view thereof;
 FIG. 7 is an end elevation view thereof;
 FIG. 8 is a side elevation view of a training mat with two grooved bar sections;
 FIG. 9 is a top plan view of the training mat depicted in FIG. 8;
 FIG. 10 is a bottom plan view of the training mat depicted in FIG. 8;
 FIG. 11 is a side elevation view of the training mat depicted in FIG. 8;
 FIG. 12 is a side elevation view of the training mat depicted in FIG. 8;
 FIG. 13 is an end elevation view of the training mat depicted in FIG. 8;
 FIG. 14 is an end elevation view of the training mat depicted in FIG. 8;
 FIG. 15 is a side elevation view of a training mat with two grooved bar sections defining;
 FIG. 16 is a top plan view of the training mat depicted in FIG. 15;
 FIG. 17 is a bottom plan view of the training mat depicted in FIG. 15;
 FIG. 18 is a side elevation view of the training mat depicted in FIG. 15;
 FIG. 19 is a side elevation view of the training mat depicted in FIG. 15;
 FIG. 20 is an end elevation view of the training mat depicted in FIG. 15; and,
 FIG. 21 is an end elevation view of the training mat depicted in FIG. 15.

(56) **References Cited**

U.S. PATENT DOCUMENTS

| | | | | |
|--------------|---------|------------|-------|---------|
| D312,372 S * | 11/1990 | Rutherford | | D6/601 |
| D330,922 S * | 11/1992 | Novakoski | | D21/686 |
| D336,671 S * | 6/1993 | Novakoski | | D21/686 |
| D349,139 S * | 7/1994 | Markland | | D21/686 |
| D355,001 S * | 1/1995 | Koblick | | D21/686 |
| D430,627 S * | 9/2000 | Bergman | | D6/583 |
| D554,208 S * | 10/2007 | Palaszek | | D21/662 |
| D626,773 S | 11/2010 | Oster | | |
| 8,220,087 B2 | 7/2012 | Villa | | |

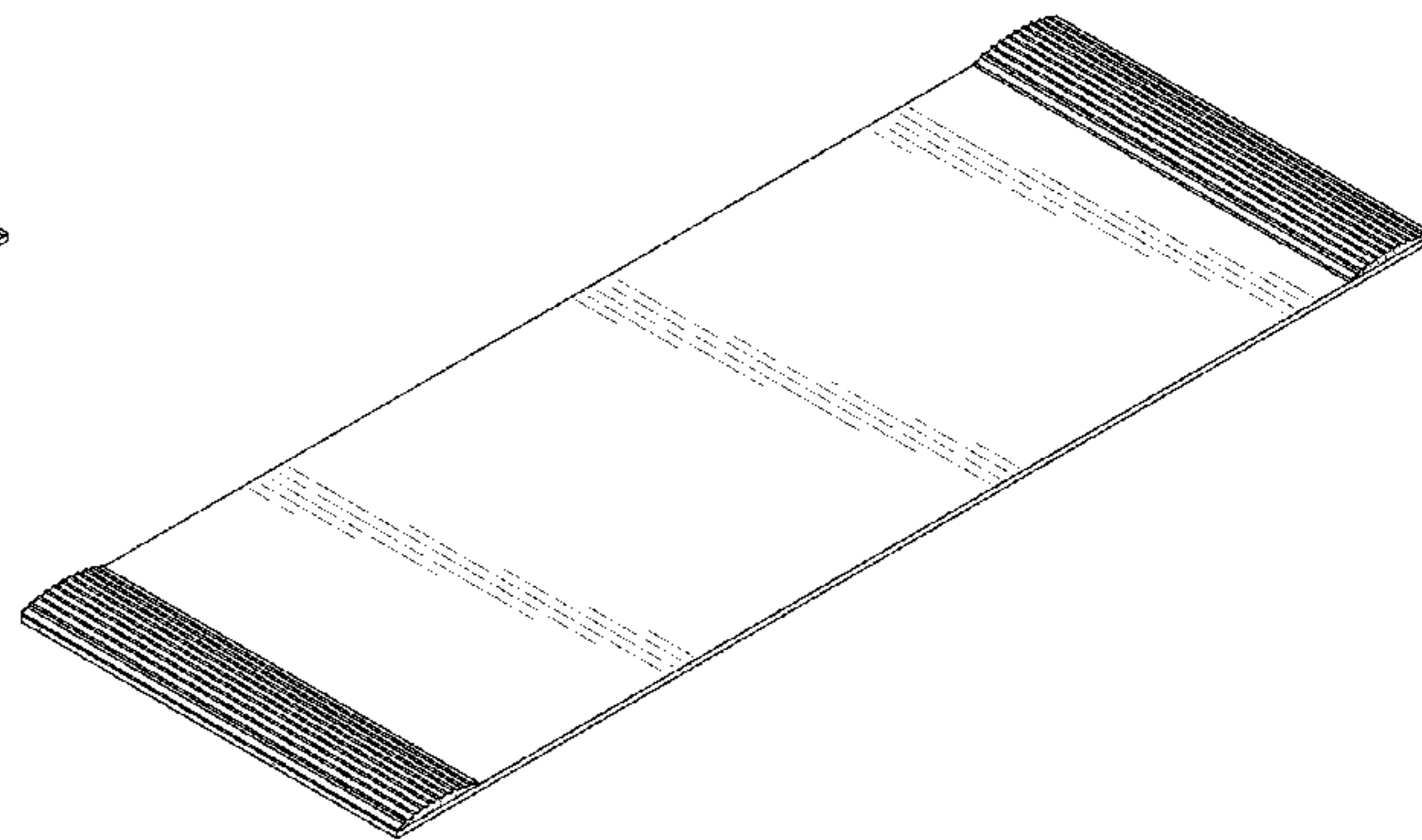
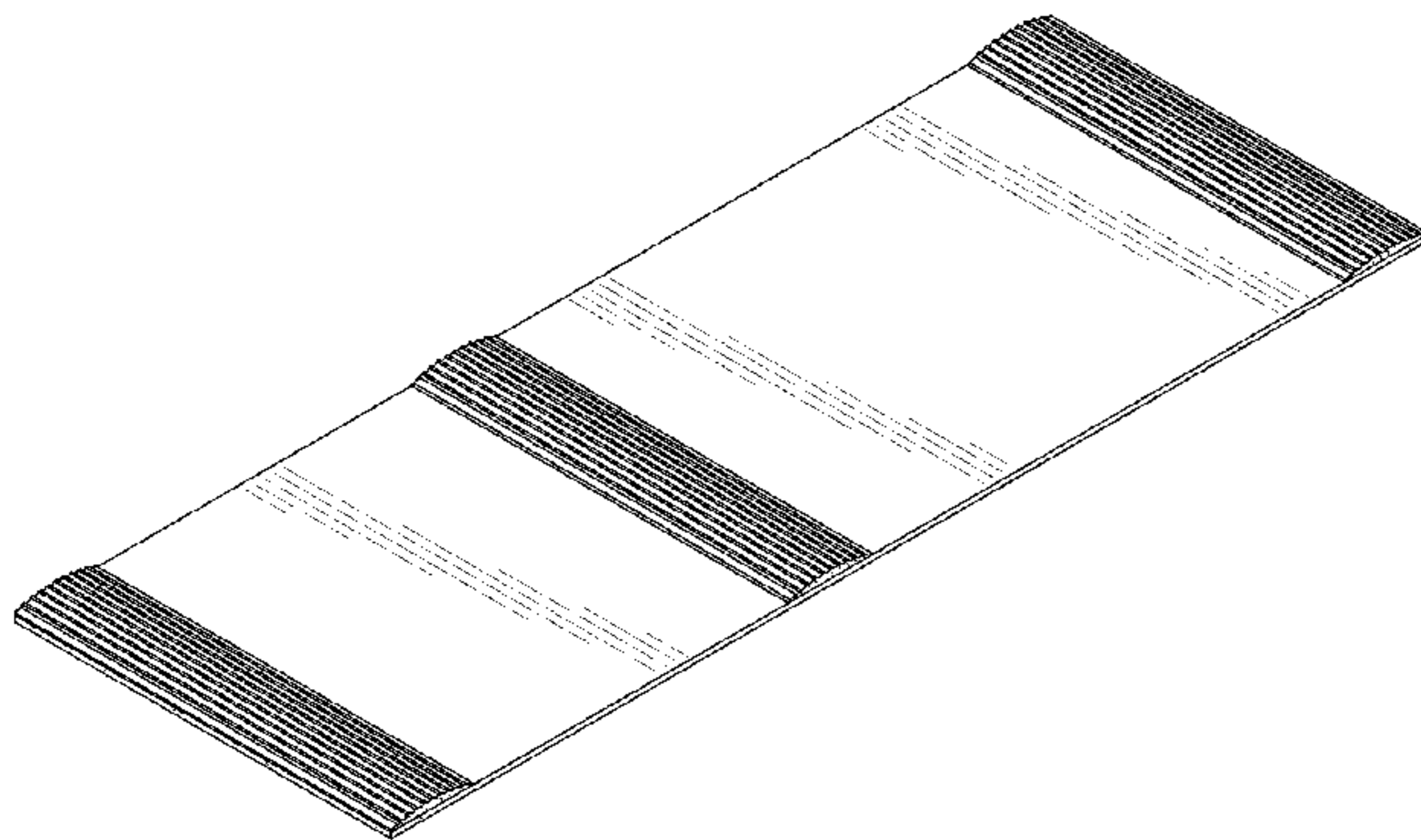
(Continued)

Primary Examiner — Khawaja Anwar
Assistant Examiner — Julice Seung Eun Oum
 (74) *Attorney, Agent, or Firm* — William Simmons;
 Simmons Patents

(57) **CLAIM**

The ornamental design for a training mat with grooved bars, as shown and described.

1 Claim, 15 Drawing Sheets



(56)

References Cited

U.S. PATENT DOCUMENTS

| | | | | |
|--------------|------|---------|-----------------|-------------------------|
| D671,784 | S | 12/2012 | Gallie, II | |
| D701,062 | S | 3/2014 | Kinsella | |
| D849,857 | S * | 5/2019 | Tartell | D21/688 |
| D901,209 | S * | 11/2020 | Hall | D6/582 |
| D913,384 | S * | 3/2021 | Thiel | D21/686 |
| 2006/0040811 | A1 * | 2/2006 | Foster | A63B 21/4039 482/148 |
| 2008/0214361 | A1 * | 9/2008 | Oster | A63B 21/4037 482/23 |
| 2017/0028257 | A1 * | 2/2017 | Hierzer | G06V 40/23 |
| 2017/0050075 | A1 * | 2/2017 | Davies | A63B 21/4037 |
| 2017/0072240 | A1 * | 3/2017 | Wu | A63B 5/16 |
| 2021/0113886 | A1 * | 4/2021 | Van Curen | A63B 6/00 |

* cited by examiner

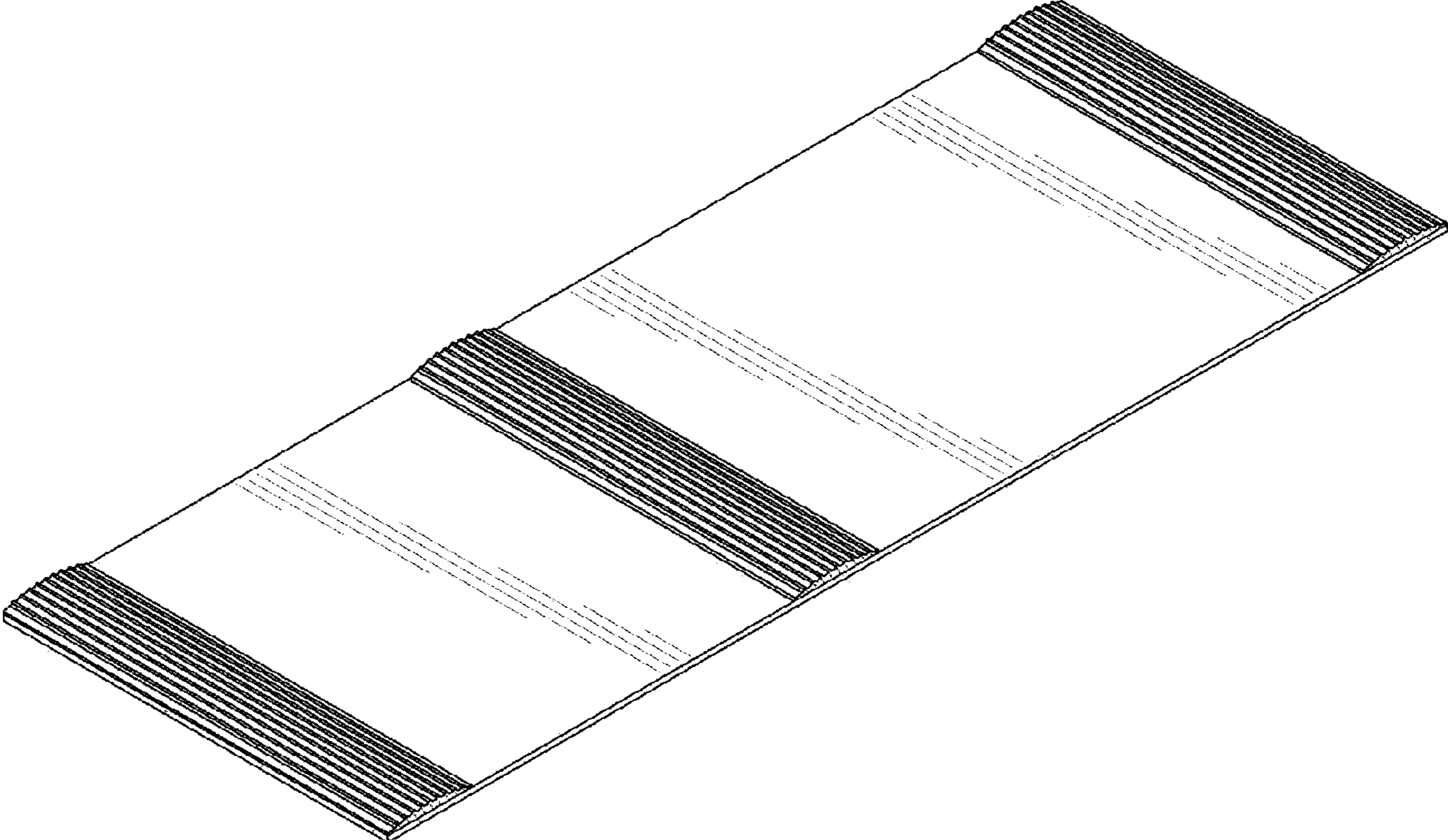


FIG. 1




FIG. 2




FIG. 3




FIG. 4

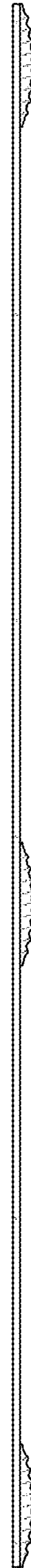


FIG. 5



FIG. 6




FIG. 7

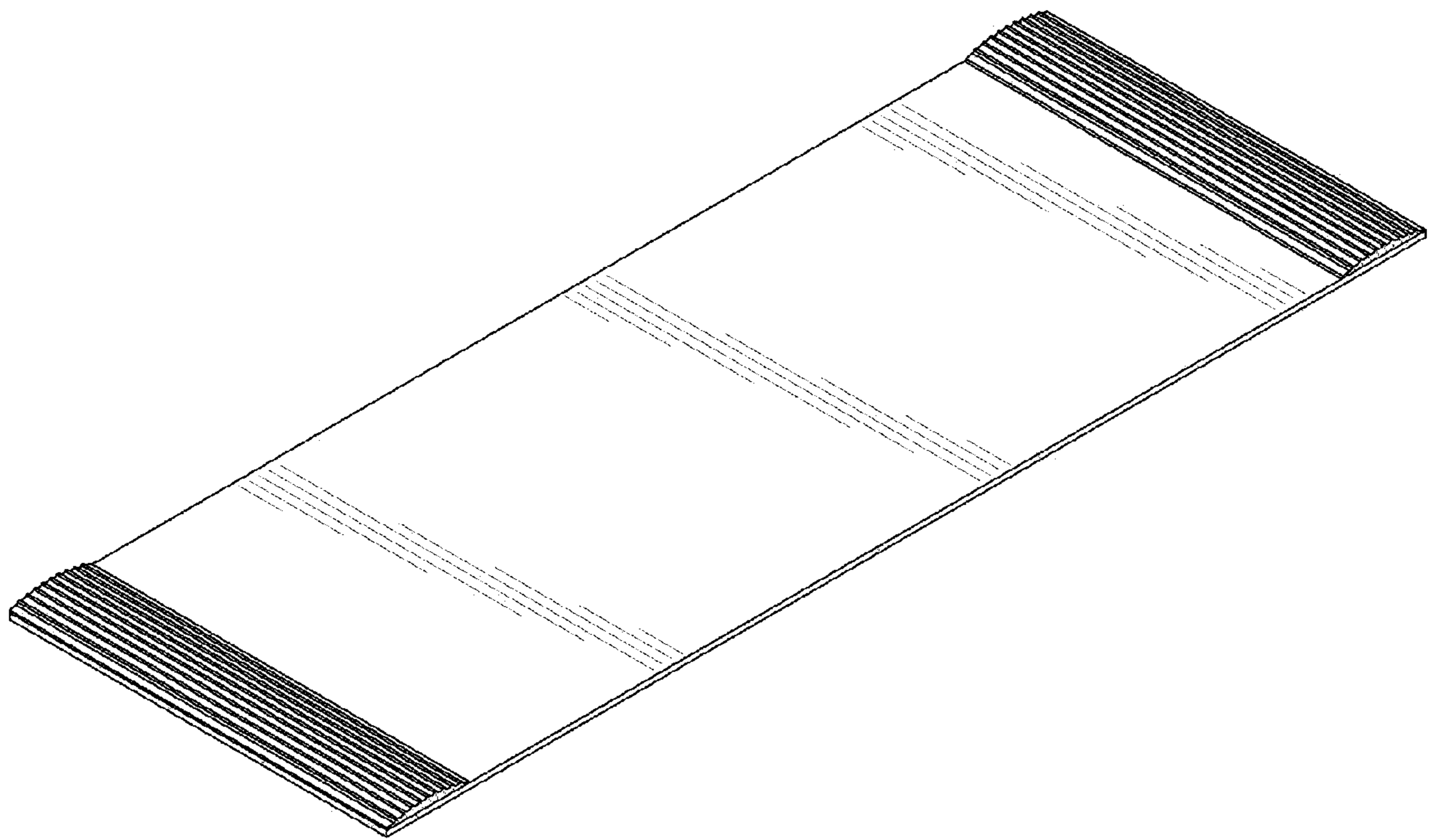


FIG. 8




FIG. 9




FIG. 10



FIG. 11

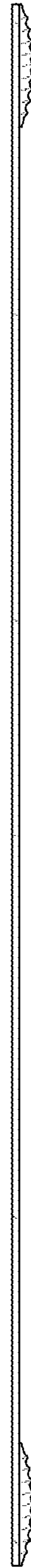


FIG. 12




FIG. 13

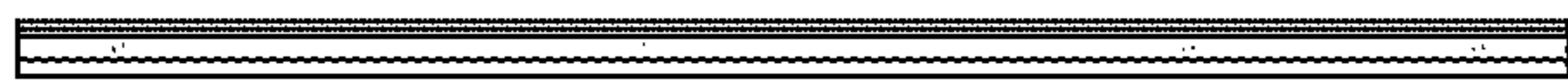


FIG. 14

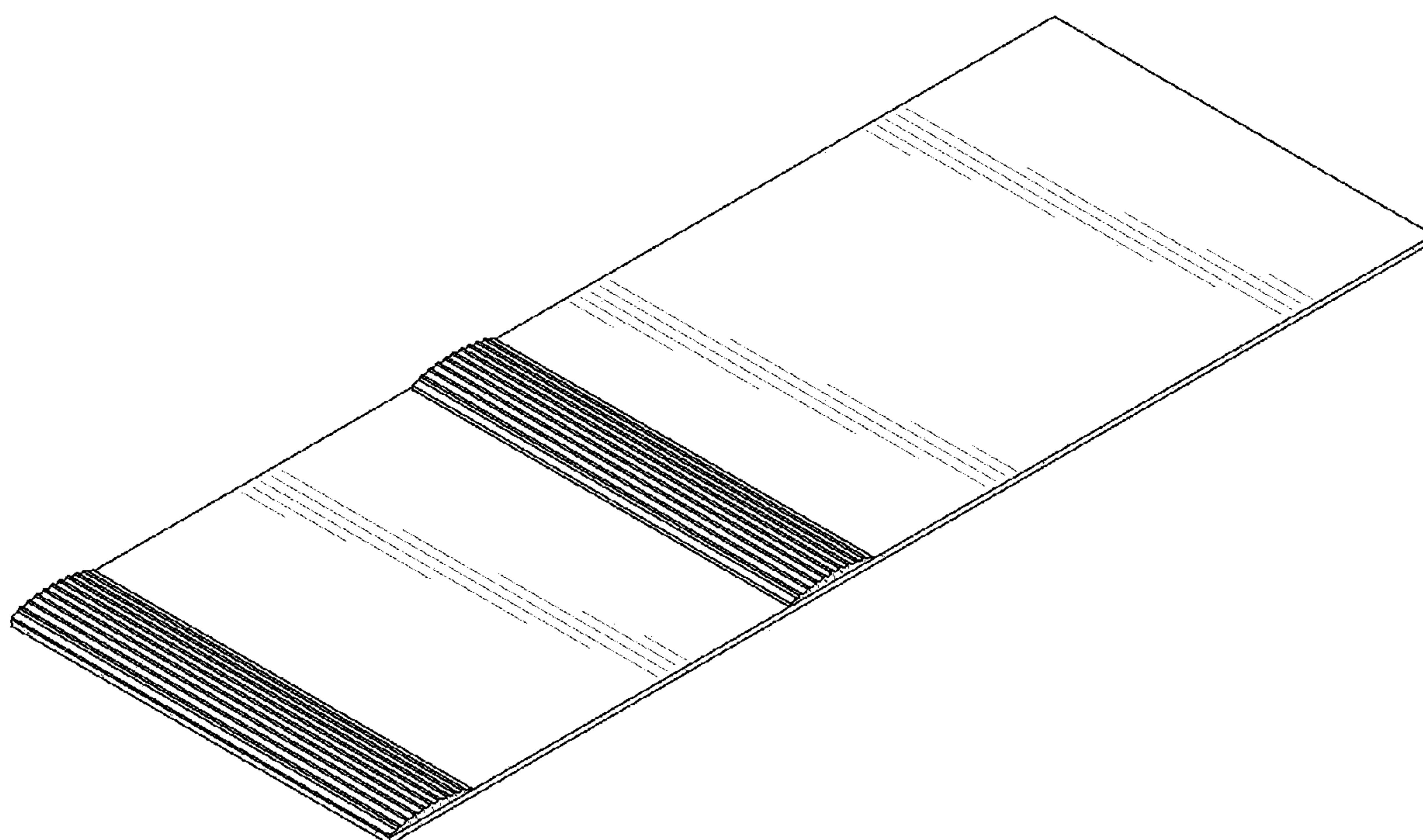


FIG. 15




FIG. 16




FIG. 17



FIG. 18

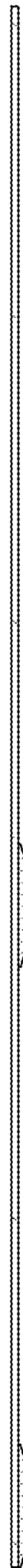


FIG. 19




FIG. 20




FIG. 21