



US00D978921S

(12) **United States Design Patent** (10) **Patent No.:** **US D978,921 S**
Grant et al. (45) **Date of Patent:** **** Feb. 21, 2023**

(54) **LAWN MOWER HOUSING**

(71) Applicant: **THE TORO COMPANY**,
Bloomington, MN (US)
(72) Inventors: **Kenneth G. Grant**, Plymouth, MN
(US); **Duncan K. Grant**, Chicago, IL
(US); **Frank Z. Asztalos**, Raleigh, NC
(US)
(73) Assignee: **THE TORO COMPANY**,
Bloomington, MN (US)
(**) Term: **15 Years**

(21) Appl. No.: **29/852,317**
(22) Filed: **Sep. 6, 2022**
(51) **LOC (14) Cl.** **15-03**
(52) **U.S. Cl.**
USPC **D15/14**
(58) **Field of Classification Search**
USPC D15/10, 14-18; 56/12.8, 12.7, 13.4,
56/16.7, 17.5, 202, 254, 255, 294, 11.4,
56/320.1, 320.2, 249, 252, 11.9, 17.1,
56/17.4, 295; 280/43.17
CPC A01D 42/04; A01D 42/00; A01D 2101/00;
A01D 34/63; A01D 43/063
See application file for complete search history.

(56) **References Cited**

U.S. PATENT DOCUMENTS

D304,728 S *	11/1989	Piorkowski	D15/16
D311,009 S *	10/1990	Wilkins	D15/17
5,261,215 A	11/1993	Hartz et al.		
D346,810 S *	5/1994	Schulz	D15/14
D359,291 S *	6/1995	Tihonovich	D15/14
D381,665 S	7/1997	Hinklin et al.		
D390,576 S *	2/1998	Shimamura	D15/14
5,910,091 A *	6/1999	Iida	A01D 69/02 56/320.1

(Continued)

OTHER PUBLICATIONS

Ryobi Operator's Manual: 13 in., 18 Volt Lawn Mower, P1108; Techtronic Industries Power Equipment, Anderson, SC. Sep. 17, 2020; 36 pages.

Primary Examiner — Mark A Goodwin
(74) *Attorney, Agent, or Firm* — Mueting Raasch Group


(57) **CLAIM**

The ornamental design for a lawn mower housing, as shown and described.

DESCRIPTION

FIG. 1 is a top left front perspective view of a lawn mower housing in accordance with the claimed design and shown with a handle;
FIG. 2 is a top right rear perspective view of the design of FIG. 1 shown with a handle;
FIG. 3 is a front elevation view of the design of FIG. 1;
FIG. 4 is a right side elevation view of the design of FIG. 1;
FIG. 5 is a left side elevation view of the design of FIG. 1;
FIG. 6 is a rear elevation view of the design of FIG. 1; and
FIG. 7 is a top plan view of the design of FIG. 1.
The bottom plan views of the design of FIGS. 1 is omitted as it forms no part of the claimed design and/or are cumulative in view of the remaining figures.
The dash-dash broken lines in the figures (e.g., including portions depicting the handle, wheels, and other parts of the lawn mower) represent unclaimed subject matter and form no part of the claimed design.
The dot-dash broken lines in the figures represent a boundary between claimed and unclaimed subject matter and form no part of the claimed design.
The labels used herein to describe orientation (e.g., top, bottom, left, right) are merely for reference and are not intended to limit the interpretation of the design.

1 Claim, 7 Drawing Sheets



(56)

References Cited

U.S. PATENT DOCUMENTS

D421,265	S	*	2/2000	Ohsumi	D15/14
D424,070	S	*	5/2000	Danthois	D15/14
D450,064	S	*	11/2001	Concari	D15/14
D489,734	S	*	5/2004	Lin	D15/14
D508,924	S	*	8/2005	Henssler	D15/14
D544,501	S	*	6/2007	Chung Lee	D15/14
D600,254	S	*	9/2009	Lindars	D15/14
D605,667	S	*	12/2009	Peterson	D15/14
D620,029	S	*	7/2010	Baetica	D15/14
D627,371	S	*	11/2010	Baetica	D15/17
D646,698	S	*	10/2011	Park	D15/14
D648,354	S	*	11/2011	Hattori	D15/17
8,046,980	B1	*	11/2011	Schroeck A01D 43/16 56/12.7	
D652,846	S	*	1/2012	Stratford	D15/14
D653,265	S	*	1/2012	Stratford	D15/14
D665,823	S	*	8/2012	Hannig	D15/14
9,787,225	B2		10/2017	Lucas et al.		
D834,071	S	*	11/2018	Näslund	D15/14
D834,072	S	*	11/2018	Näslund	D15/14
D907,666	S	*	1/2021	Dai	D15/14

* cited by examiner

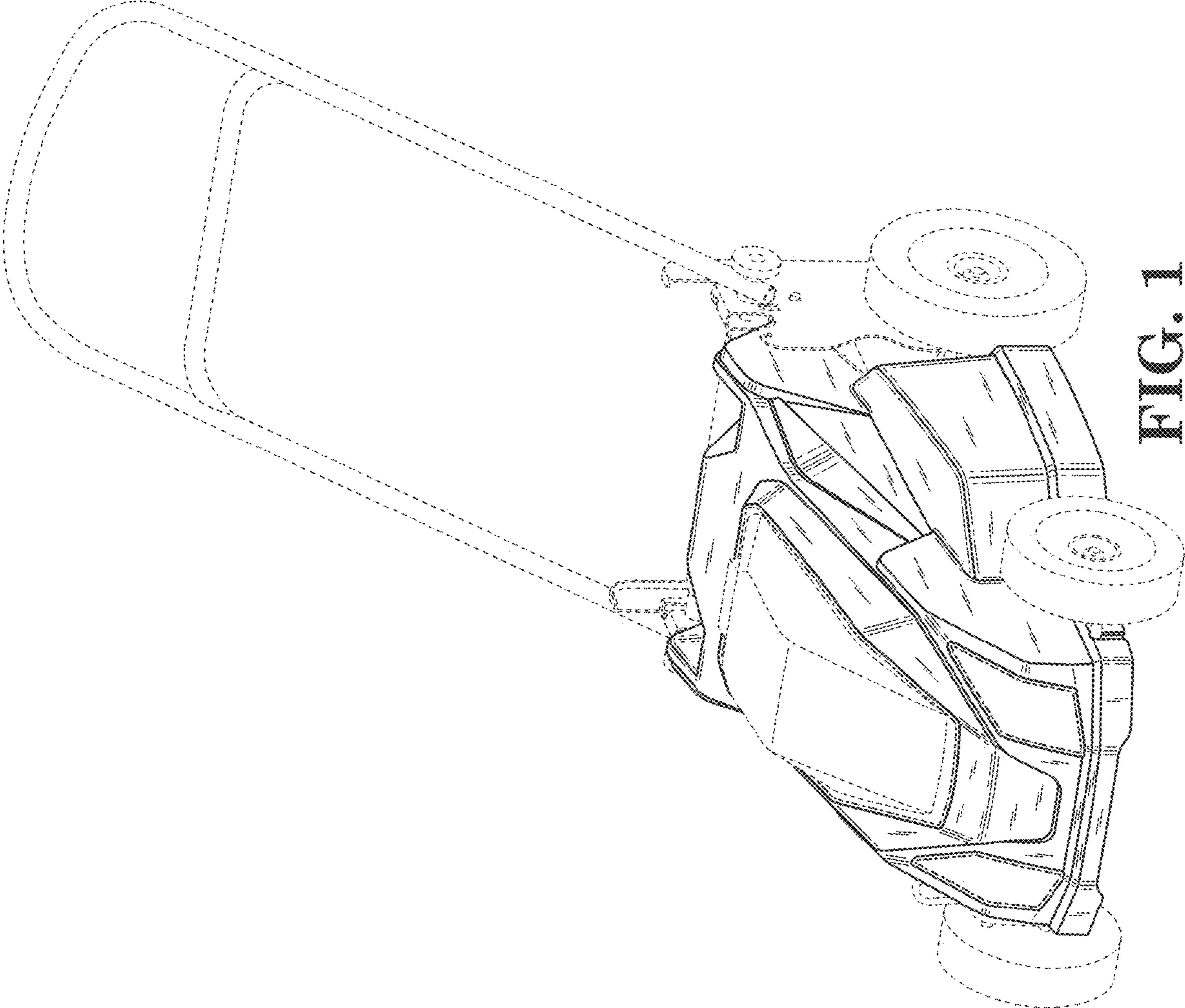


FIG. 1




FIG. 2

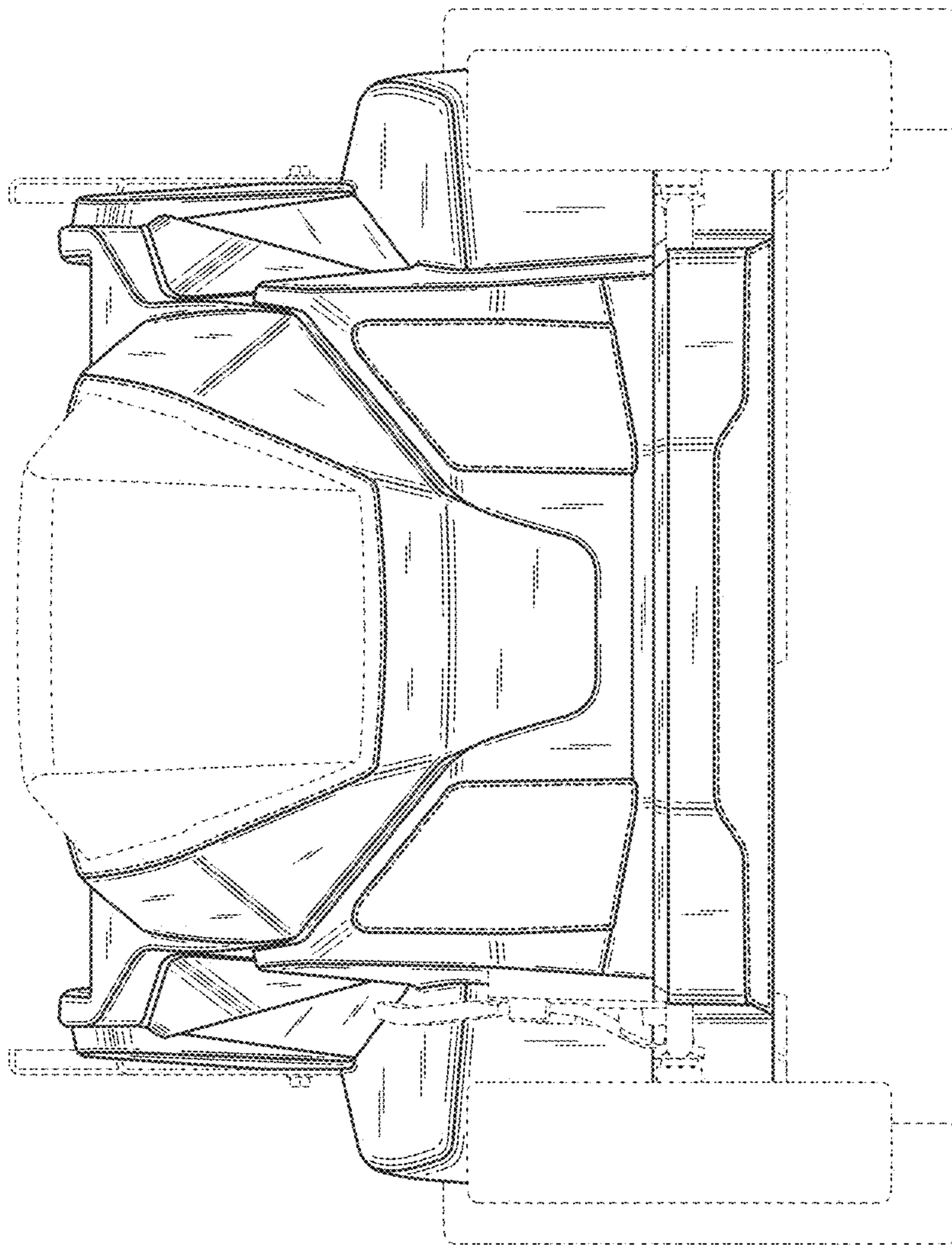


FIG. 3




FIG. 4

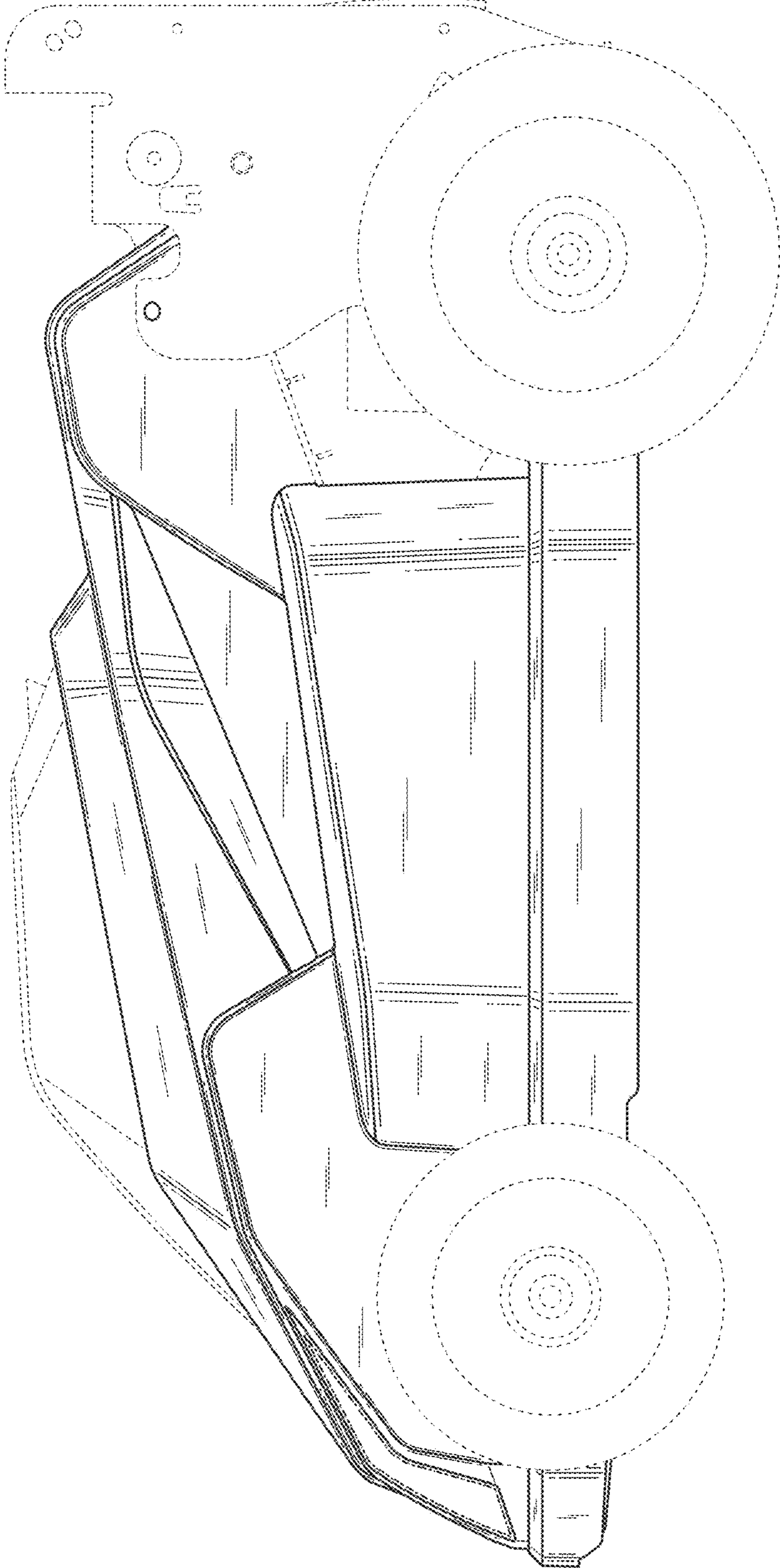


FIG. 5

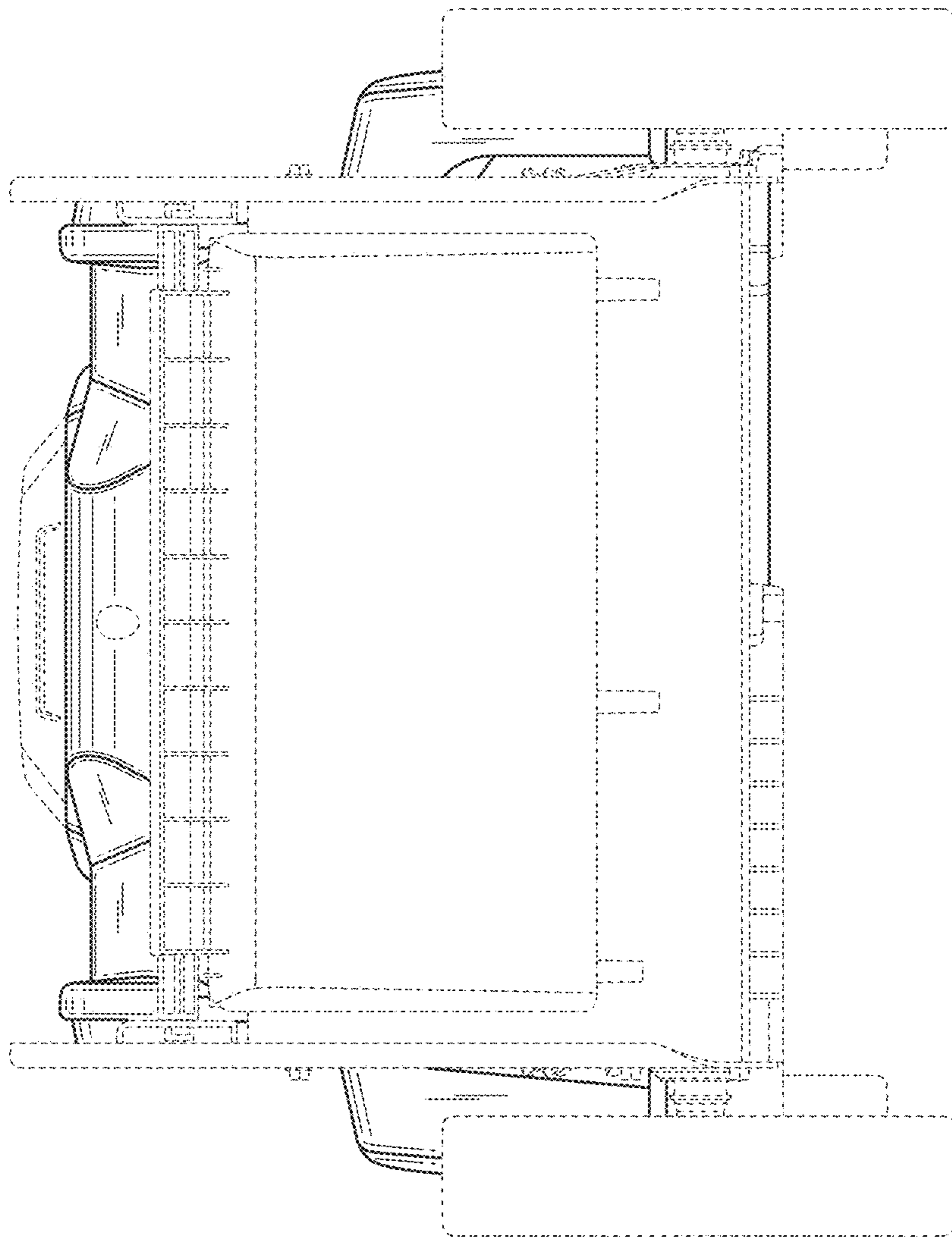


FIG. 6

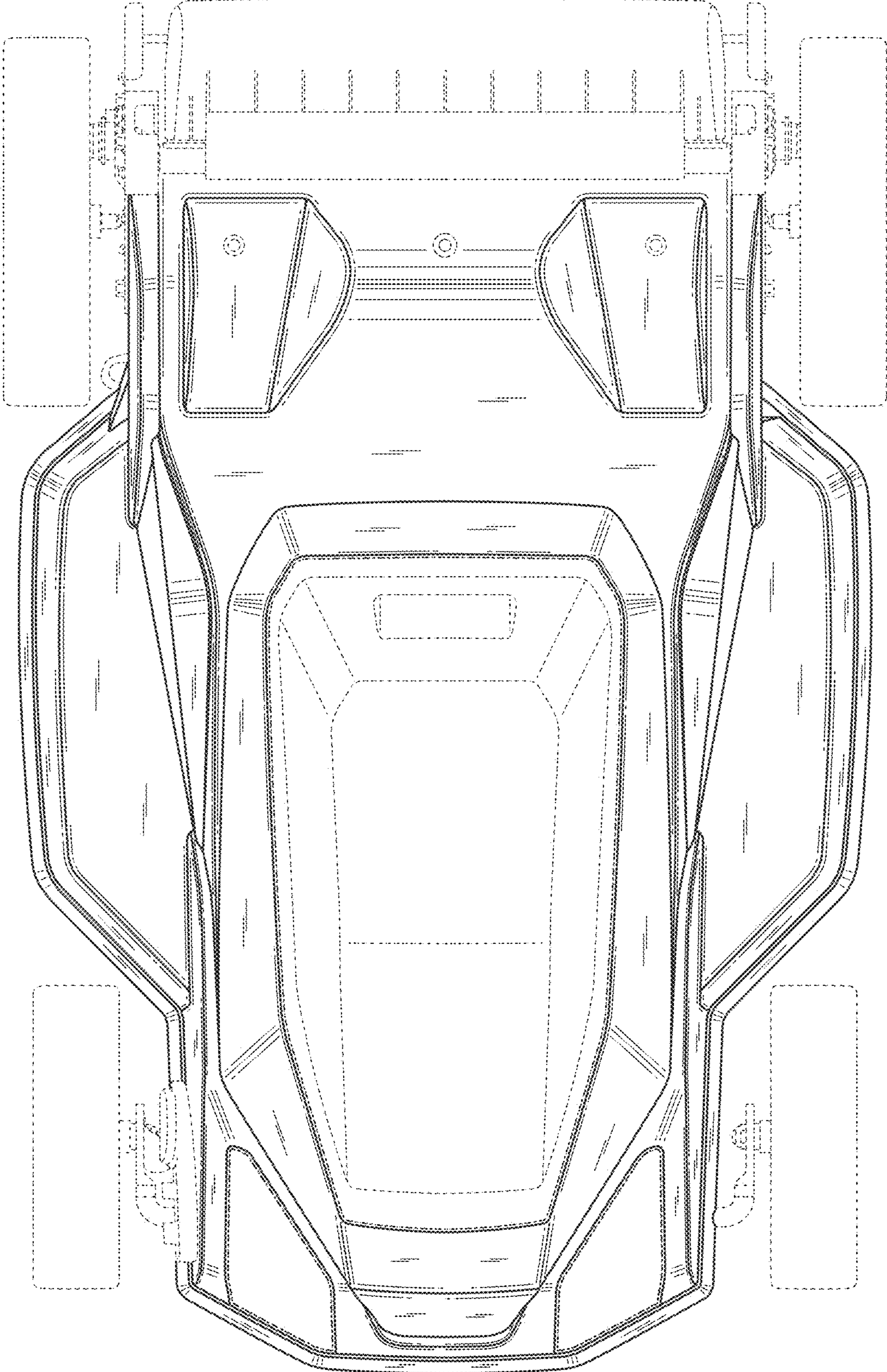


FIG. 7