



US00D978865S

(12) **United States Design Patent**
Kim et al.

(10) **Patent No.:** **US D978,865 S**

(45) **Date of Patent:** **** Feb. 21, 2023**

(54) **COVER FOR ELECTRONIC DEVICE**

(71) Applicant: **SAMSUNG ELECTRONICS CO., LTD.**, Suwon-si (KR)

(72) Inventors: **Mingeun Kim**, Suwon-si (KR); **Minah Koh**, Suwon-si (KR); **Hakdo Kim**, Suwon-si (KR); **Dongkyun Kim**, Suwon-si (KR); **Namhyun Kang**, Suwon-si (KR); **Sol Lee**, Suwon-si (KR)

(73) Assignee: **SAMSUNG ELECTRONICS CO., LTD.**, Gyeonggi-Do (KR)

(**) Term: **15 Years**

(21) Appl. No.: **29/750,381**

(22) Filed: **Sep. 14, 2020**

(30) **Foreign Application Priority Data**

Jul. 2, 2020 (KR) 30-2020-0030274

(51) **LOC (14) Cl.** **14-02**

(52) **U.S. Cl.**
USPC **D14/440**

(58) **Field of Classification Search**
USPC D14/440, 447, 250, 316; 361/679.55; 206/45.23, 320, 45.2; 294/25; 455/575.8; D3/289, 301, 283, 265, 243, D3/249, 294, 284, 274, 303, 266, 203.1, D3/315, 276
CPC ... G06F 1/1628; G06F 1/1626; A47B 23/044; A45C 11/00; A45C 13/02; H04B 1/3888
See application file for complete search history.

(56) **References Cited**

U.S. PATENT DOCUMENTS

7,281,698 B2 * 10/2007 Patterson, Jr. A45C 11/00
248/458
7,735,644 B2 * 6/2010 Sirichai A45C 11/00
206/45.24

D658,187 S * 4/2012 Diebel G06F 1/1628
D14/440
D658,188 S * 4/2012 Diebel D14/440
D663,304 S * 7/2012 Akana D14/440
8,230,992 B2 * 7/2012 Law G06F 1/1626
248/176.1
8,245,843 B1 * 8/2012 Wu H01M 10/465
206/320
8,312,991 B2 * 11/2012 Diebel G06F 1/1628
206/45.24
D671,948 S * 12/2012 Akana D14/440
D672,353 S * 12/2012 Liu D14/440
D672,781 S * 12/2012 Lu D14/440
D678,260 S * 3/2013 Bau D14/132
D679,279 S * 4/2013 Yang D14/440
D679,715 S * 4/2013 Akana D14/440

(Continued)

Primary Examiner — Cynthia R Underwood

(74) *Attorney, Agent, or Firm* — Cantor Colburn LLP


(57) **CLAIM**

The ornamental design for a cover for electronic device, as shown and described.

DESCRIPTION

FIG. 1 is a front perspective view of a cover for electronic device, showing our new design;
FIG. 2 is a front view thereof;
FIG. 3 is a rear view thereof;
FIG. 4 is a left-side view thereof;
FIG. 5 is a right-side view thereof;
FIG. 6 is a top view thereof;
FIG. 7 is a bottom view thereof; and,
FIG. 8 is a rear perspective view thereof.
The inside of the rectangle with rounded corners in the upper part of the cover for electronic device shown in FIGS. 1-3 and 8 is empty space and forms no part of the claimed design.

1 Claim, 6 Drawing Sheets



(56)

References Cited

U.S. PATENT DOCUMENTS

8,424,830	B2 *	4/2013	Yang	A47B 23/044 248/459
D681,641	S *	5/2013	Van Den Nieuwenhuizen	D14/440
D682,836	S *	5/2013	Akana	D14/440
D682,838	S *	5/2013	Akana	D14/440
D687,438	S *	8/2013	Lu	D14/440
D690,305	S *	9/2013	Wen	D14/440
D690,702	S *	10/2013	Chung	D14/440
D691,142	S *	10/2013	Diebel	G06F 1/1679 D14/440
D692,434	S *	10/2013	Kim	D14/440
D693,823	S *	11/2013	Chen	D14/440
D695,296	S *	12/2013	Hsu	D14/440
D696,256	S *	12/2013	Piedra	D14/440
D696,669	S *	12/2013	Akana	D14/440
8,640,864	B2 *	2/2014	Chen	G06F 1/1628 206/320
8,657,112	B2 *	2/2014	Igarashi	H05K 5/03 206/320
D701,205	S *	3/2014	Akana	D14/341
D702,673	S *	4/2014	Murchison	D14/250
D704,689	S *	5/2014	Chang	D3/218
D706,270	S *	6/2014	Akana	D14/440
D706,783	S *	6/2014	Almodova	D14/440
D707,229	S *	6/2014	Almodova	D14/440
8,757,375	B2 *	6/2014	Huang	A47B 23/043 206/45.24
D708,838	S *	7/2014	Lee	D14/440
D710,859	S *	8/2014	Mecchella	D14/440
8,797,132	B2 *	8/2014	Childs	A45C 11/00 206/320
D713,847	S *	9/2014	Su	D14/440
D713,848	S *	9/2014	Akana	D14/440
9,451,822	B2 *	9/2016	Gu	F16M 11/041
D864,972	S *	10/2019	Chen	D14/440
D868,071	S *	11/2019	Liu	D14/440
D871,415	S *	12/2019	Lin	D14/440
D874,466	S *	2/2020	Lei	D14/440
D875,735	S *	2/2020	Buechin	G06F 1/1671 D14/440
D883,986	S *	5/2020	Akana	D14/440
D885,402	S *	5/2020	Lei	D14/440
D887,415	S *	6/2020	Claudepierre	D14/440
D888,718	S *	6/2020	Xu	D14/440
D889,474	S *	7/2020	Akana	D14/440
D890,183	S *	7/2020	Zhao	D14/440
D892,126	S *	8/2020	Kim	D14/440
D896,233	S *	9/2020	Chen	D14/440
D898,746	S *	10/2020	Buechin	A45C 11/00 D14/440
D904,413	S *	12/2020	Feng	D14/440
D907,044	S *	1/2021	Cheng	D14/440
D907,046	S *	1/2021	Kao	D14/440
D907,047	S *	1/2021	Kao	D14/440
D909,391	S *	2/2021	Cheng	D14/440
D910,026	S *	2/2021	Li	D14/440
D910,642	S *	2/2021	Li	D14/440
D910,643	S *	2/2021	Li	D14/440
D912,059	S *	3/2021	Zhao	D14/440
D912,060	S *	3/2021	Zhu	D14/440
D912,063	S *	3/2021	Yan	D14/440
D913,293	S *	3/2021	Feng	D14/440
D920,335	S *	5/2021	Akana	D14/440
D921,637	S *	6/2021	Cheng	D14/440
D922,390	S *	6/2021	Cheng	D14/440
D922,391	S *	6/2021	Cheng	D14/440
D923,011	S *	6/2021	Cheng	D14/440
D924,244	S *	7/2021	Akana	D14/440
D924,880	S *	7/2021	Akana	D14/440
D928,788	S *	8/2021	Kang	D14/440
D941,824	S *	1/2022	Kim	D14/440
2003/0034263	A1 *	2/2003	D'Hoste	A45C 9/00 206/320
2008/0302687	A1 *	12/2008	Sirichai	A45C 11/00 206/320
2009/0159763	A1 *	6/2009	Kim	A47B 23/044 248/176.1
2011/0266194	A1 *	11/2011	Bau	H04B 1/3888 206/736
2011/0290687	A1 *	12/2011	Han	A45C 13/002 206/320
2012/0211377	A1 *	8/2012	Sajid	G06F 1/1628 206/216
2012/0211613	A1 *	8/2012	Yang	A45C 13/34 248/174
2012/0308981	A1 *	12/2012	Libin	G09B 7/00 434/362
2013/0015088	A1 *	1/2013	Wu	A45C 11/00 206/320
2013/0020216	A1 *	1/2013	Chiou	G06F 1/1626 206/320
2013/0140203	A1 *	6/2013	Chiang	G06F 1/1628 206/320
2013/0213838	A1 *	8/2013	Tsai	G06F 1/1633 206/320
2013/0214661	A1 *	8/2013	McBroom	G06F 1/166 312/325
2013/0241381	A1 *	9/2013	Hynecek	H05K 5/03 312/240
2013/0264459	A1 *	10/2013	McCosh	F16M 11/105 248/688

* cited by examiner

FIG.1

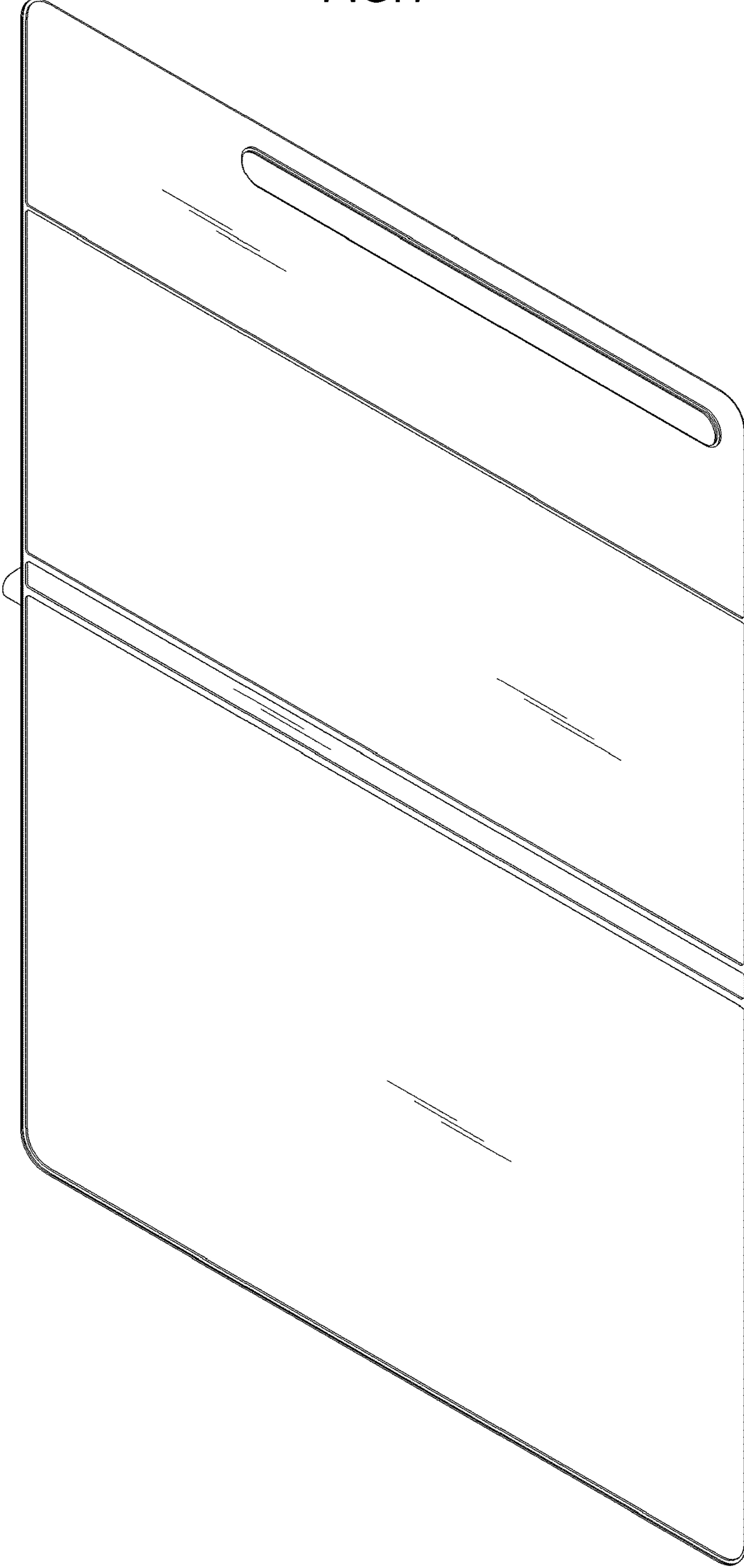


FIG.2




FIG.3




FIG.4

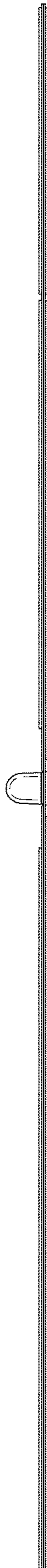


FIG.5

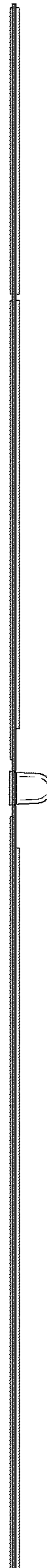


FIG.6



FIG.7



FIG.8

