



US00D978864S

(12) **United States Design Patent**
Long

(10) **Patent No.:** **US D978,864 S**

(45) **Date of Patent:** **** Feb. 21, 2023**

(54) **PROTECTIVE CASE FOR TABLET**

(71) Applicant: **Guosen Long**, Guangzhou (CN)

(72) Inventor: **Guosen Long**, Guangzhou (CN)

(**) Term: **15 Years**

(21) Appl. No.: **29/749,517**

(22) Filed: **Sep. 6, 2020**

(51) **LOC (14) Cl.** **14-02**

(52) **U.S. Cl.**

USPC **D14/440**

(58) **Field of Classification Search**

USPC D14/440, 447, 250; 206/45.23, 320,

206/45.2; 361/679.55; 294/25; 224/218

CPC G06F 1/1628; G06F 1/1626; A47B 23/044

See application file for complete search history.

(56) **References Cited**

U.S. PATENT DOCUMENTS

D606,986 S	*	12/2009	de Jong	D3/201
D620,000 S	*	7/2010	Bau	D14/250
D643,843 S	*	8/2011	Hsieh	D14/440
D660,305 S	*	5/2012	Ho	D14/447
D689,851 S	*	9/2013	Chang	D14/250
D711,886 S	*	8/2014	Kerawala	D14/440
D747,321 S	*	1/2016	London	D14/440
D851,649 S	*	6/2019	Tan	D14/440
D900,828 S	*	11/2020	Chen	D14/440

D920,982 S	*	6/2021	Xu	D14/440
D924,877 S	*	7/2021	Weng	D14/440
D930,002 S	*	9/2021	Zhou	D14/440
D930,653 S	*	9/2021	Armstrong	D14/440
D937,275 S	*	11/2021	Cheng	D14/440
D942,457 S	*	2/2022	Lu	D14/440
D943,591 S	*	2/2022	Zhu	D14/440
D944,256 S	*	2/2022	Cheng	D14/440
D946,579 S	*	3/2022	Tan	D14/440
D947,197 S	*	3/2022	Cheng	D14/440
D949,153 S	*	4/2022	Chen	D14/440
D951,959 S	*	5/2022	Qu	D14/440
D961,598 S	*	8/2022	Wang	D14/440

* cited by examiner

Primary Examiner — Cynthia R Underwood

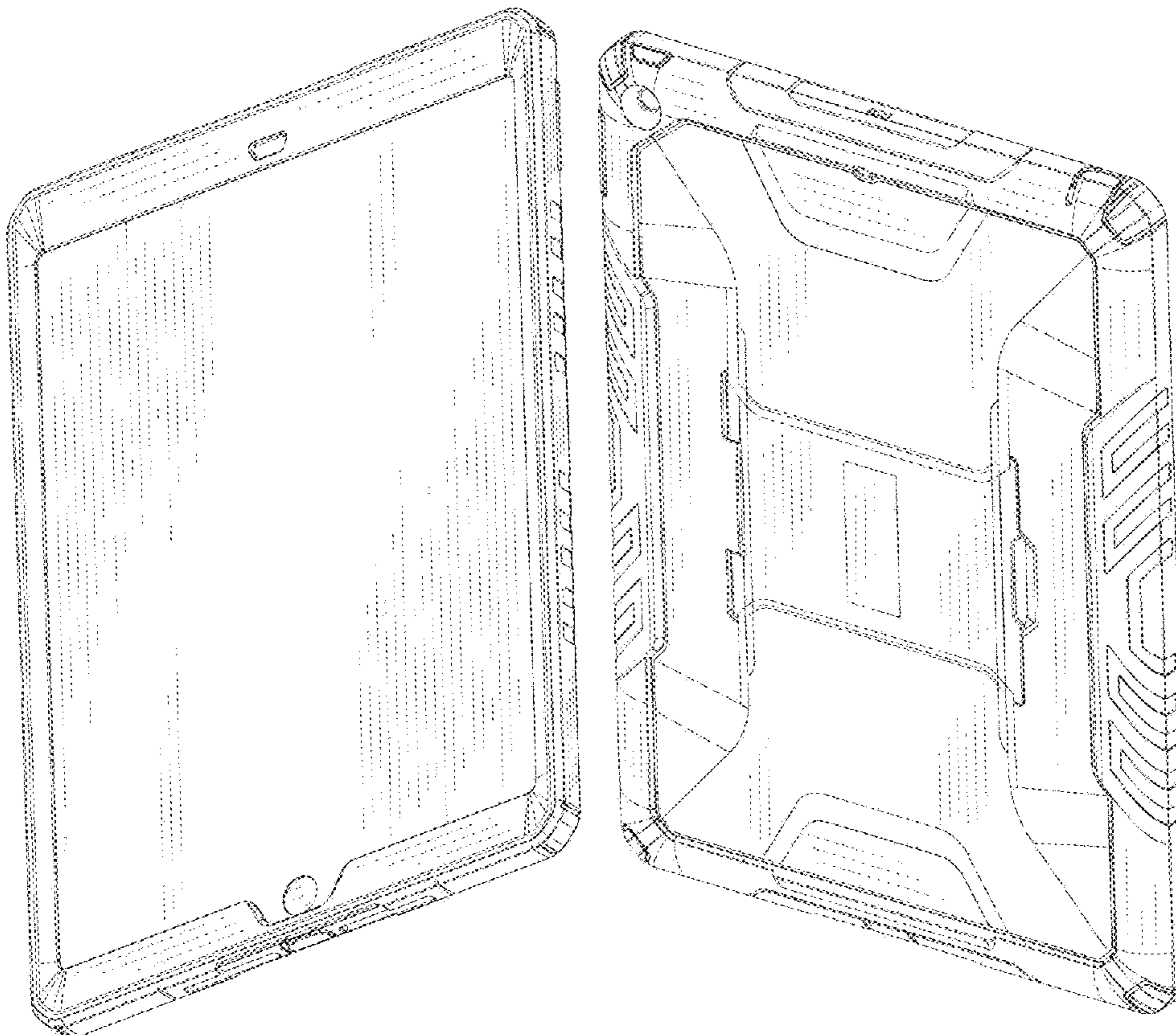
(57) **CLAIM**

The ornamental design for a protective case for tablet, as shown and described.

DESCRIPTION

FIG. 1 is a front perspective view of a protective case for tablet showing my new design;
 FIG. 2 is a rear perspective view thereof;
 FIG. 3 is a front elevation view thereof;
 FIG. 4 is a rear elevation view thereof;
 FIG. 5 is a left side elevation view thereof;
 FIG. 6 is a right side elevation view thereof;
 FIG. 7 is a top plan view thereof; and,
 FIG. 8 is a bottom plan view thereof.

1 Claim, 8 Drawing Sheets






FIG.1

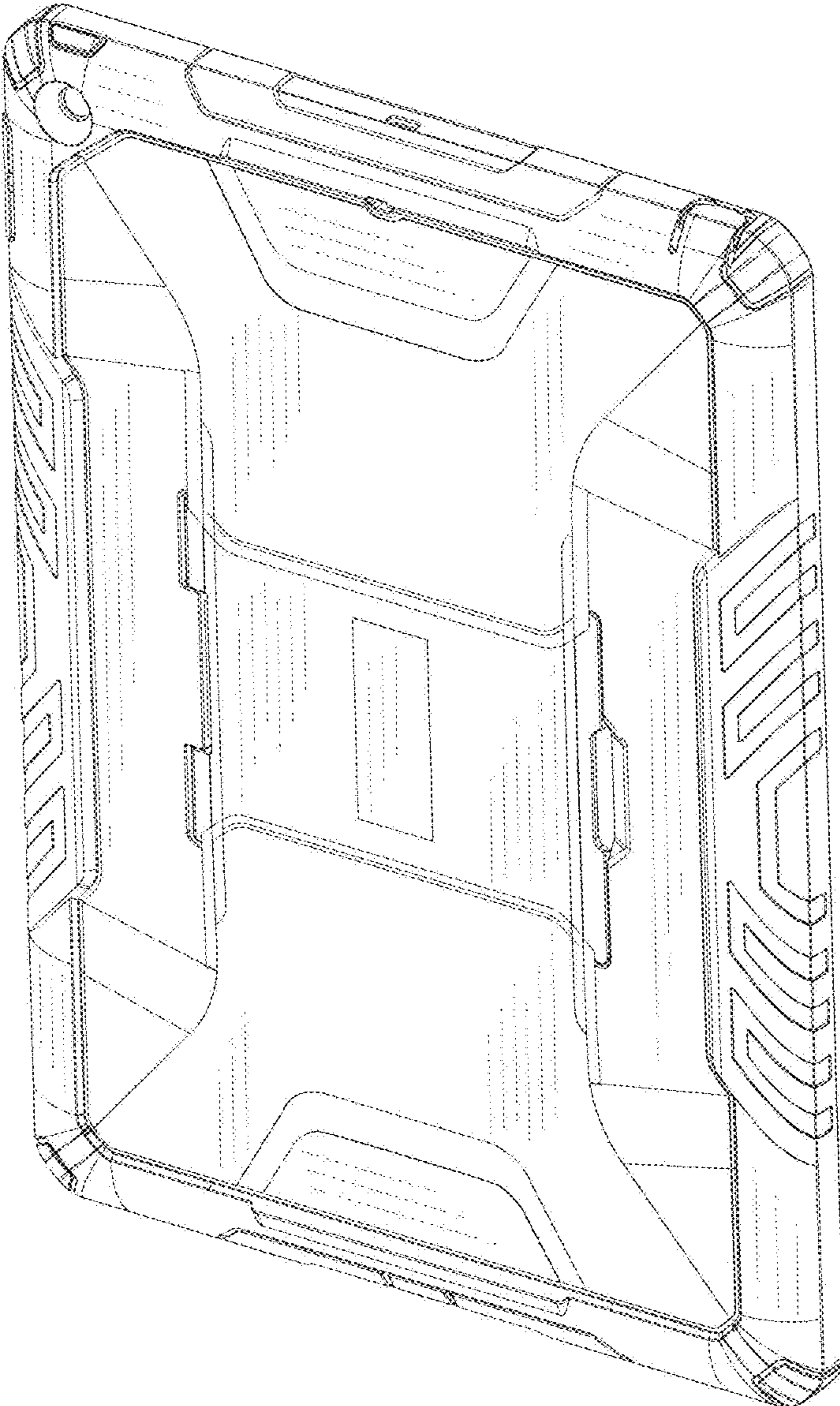


FIG.2




FIG.3

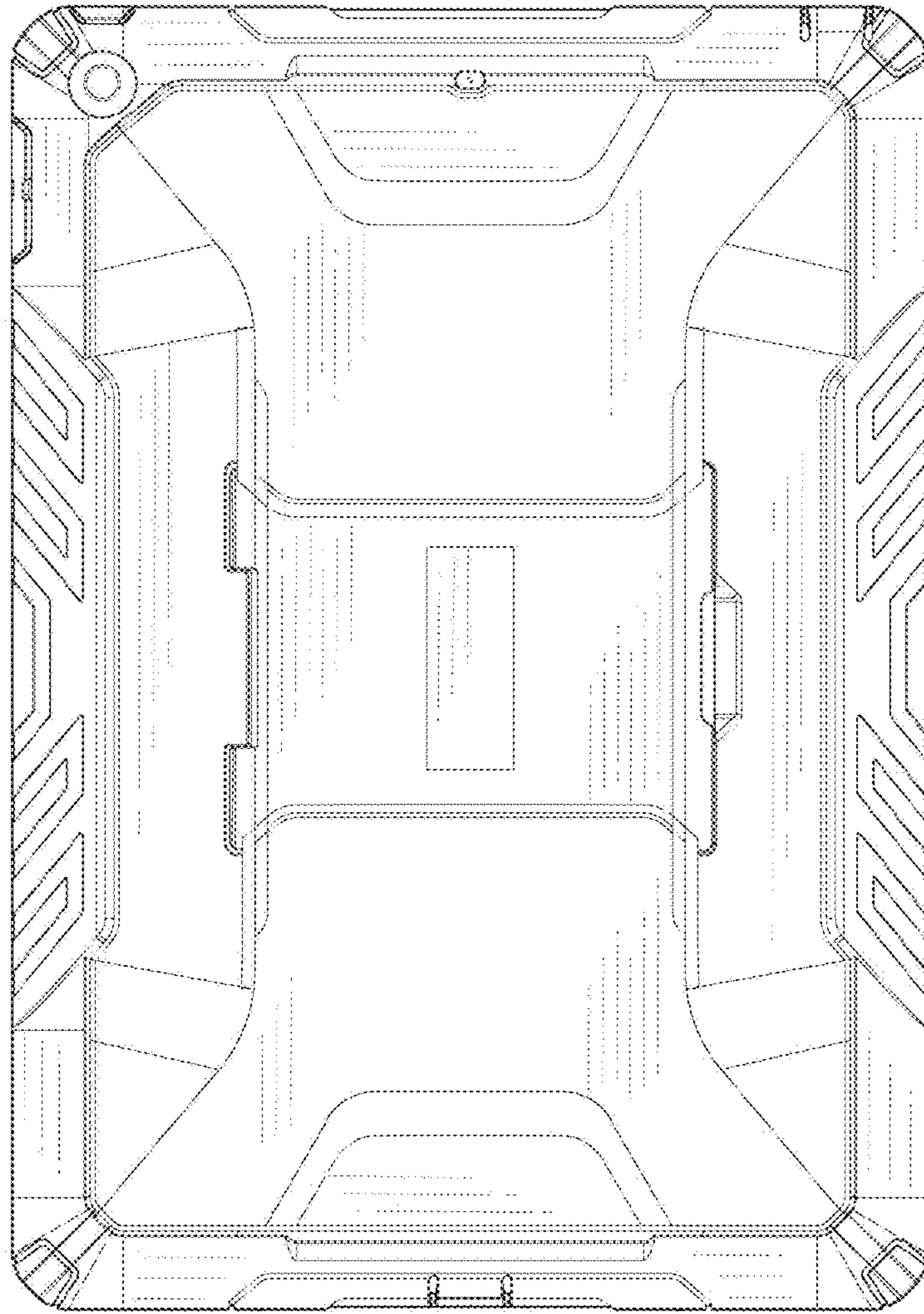


FIG.4



FIG.5




FIG.6

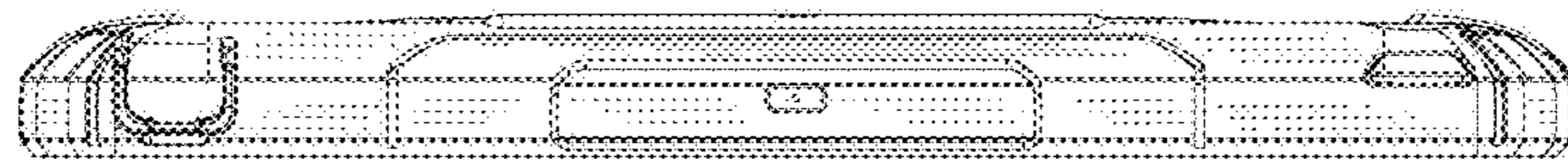


FIG. 7

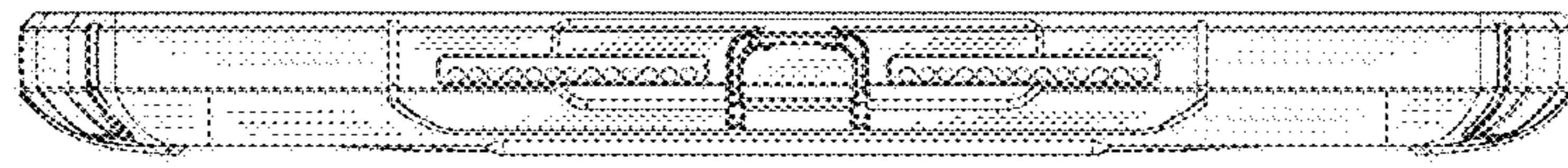


FIG. 8