



US00D978793S

(12) **United States Design Patent** (10) **Patent No.:** **US D978,793 S**  
**Hubert** (45) **Date of Patent:** **\*\* Feb. 21, 2023**

(54) **ADAPTOR FOR ELECTRICAL PLUGS**

(71) Applicant: **Vitra AG**, Birsfelden (CH)

(72) Inventor: **Benjamin Hubert**, London (GB)

(73) Assignee: **Vitra AG**, Birsfelden (CH)

(\*\*) Term: **15 Years**

(21) Appl. No.: **29/779,146**

(22) Filed: **Apr. 16, 2021**

(51) **LOC (14) Cl.** ..... **13-02**

(52) **U.S. Cl.**

USPC ..... **D13/108**; D14/223

(58) **Field of Classification Search**

USPC ..... D14/220, 223, 224, 440; D13/107, 108,  
D13/110, 118, 119, 120, 184; D3/201,  
D3/294, 295, 318

CPC ..... H04R 1/10; H04R 1/18; H04R 1/1033;  
H04R 1/1058; H04R 1/1066; H04R  
1/1075; A45C 5/005; A61C 15/043;  
B65D 1/265; H02J 7/0013; H02J 7/0027;  
H02J 7/0044; H02J 7/0047; H02J 7/0071

See application file for complete search history.

(56) **References Cited**

**U.S. PATENT DOCUMENTS**

D281,033 S \* 10/1985 Mohri ..... D3/295  
D881,812 S \* 4/2020 Yang ..... D13/103

D882,262 S \* 4/2020 Zhang ..... D3/294  
D902,589 S \* 11/2020 Li ..... D3/294  
D908,617 S \* 1/2021 Briggs ..... D3/274  
2018/0123367 A1 \* 5/2018 Higgins ..... H04R 25/55

\* cited by examiner

*Primary Examiner* — Derrick E Holland

(74) *Attorney, Agent, or Firm* — Dentons US LLP

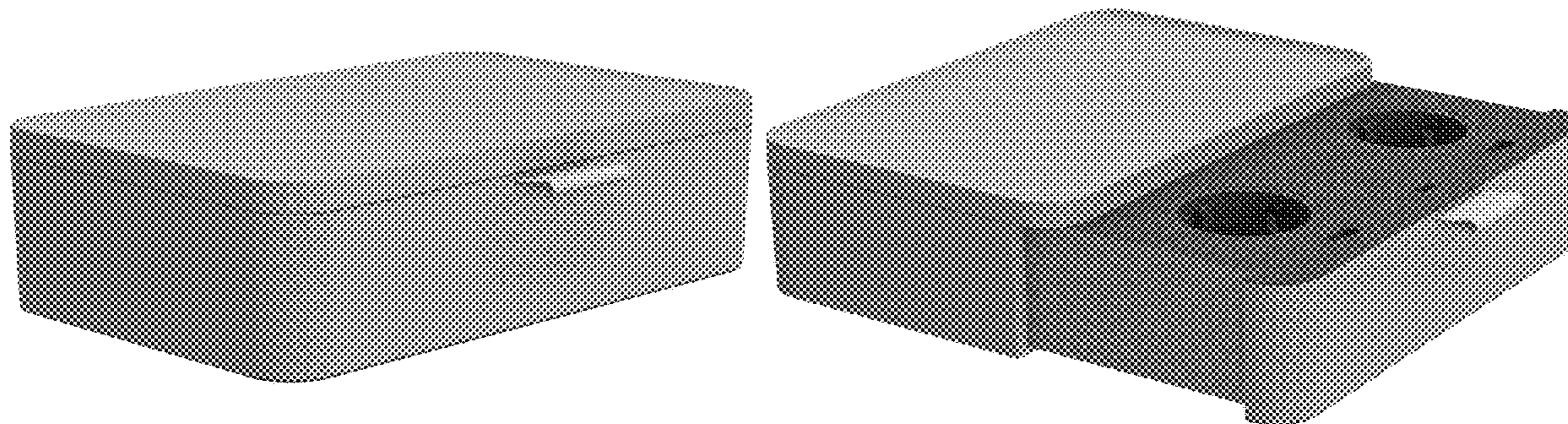
(57) **CLAIM**

An ornamental design of an adaptor for electrical plugs, as shown and described.

**DESCRIPTION**

FIG. 1 is a perspective view of an adaptor for electrical plugs, showing the new design; FIG. 2 is a front view thereof; FIG. 3 is a right view thereof; FIG. 4 is a back view thereof; FIG. 5 is a left view thereof; FIG. 6 is a top plan view thereof; FIG. 7 is a bottom plan view thereof; FIG. 8 is a perspective view thereof, shown in open condition; FIG. 9 is a front view thereof; FIG. 10 is a right view thereof; FIG. 11 is a back view thereof; FIG. 12 is a left view thereof; FIG. 13 is a top plan view thereof; and, FIG. 14 is a bottom plan view thereof.

**1 Claim, 14 Drawing Sheets**



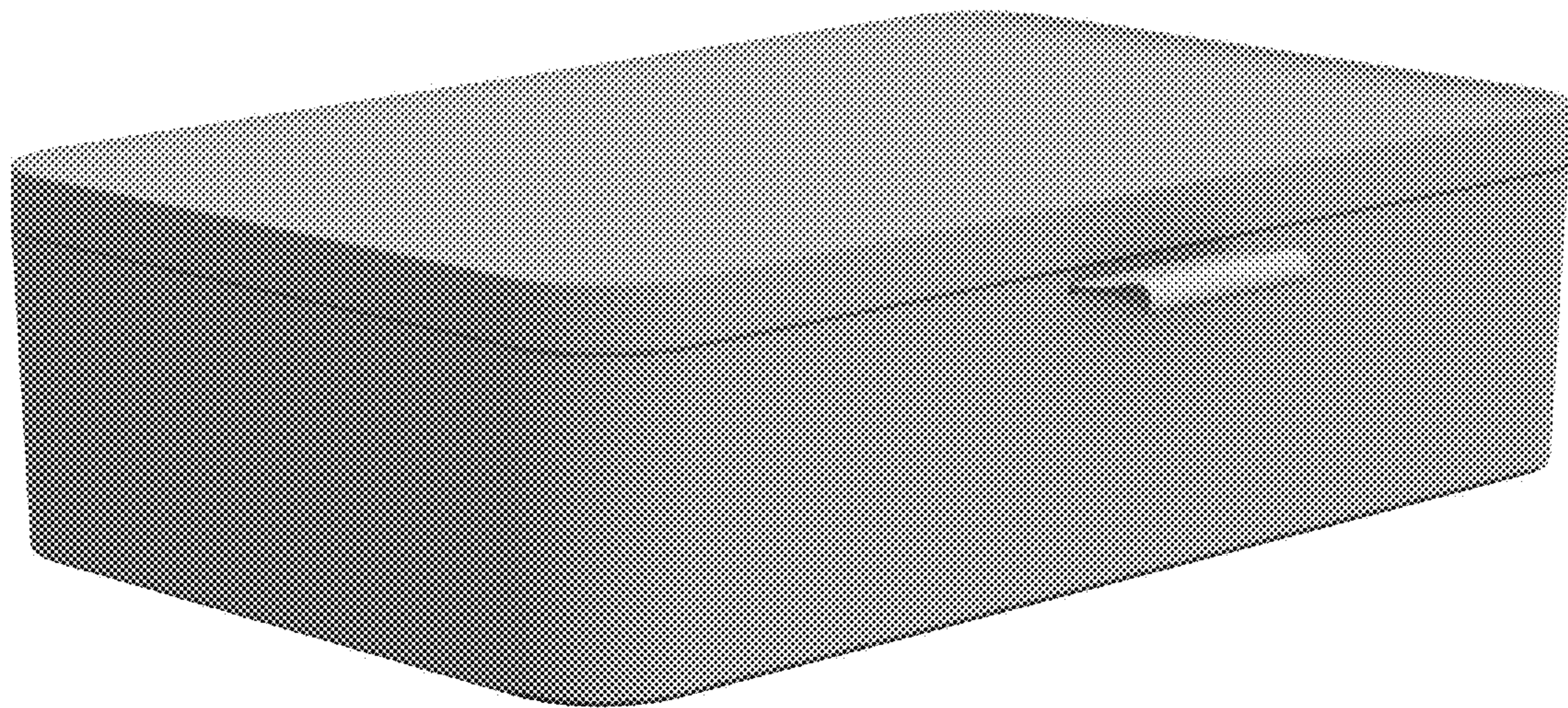


FIG. 1




FIG. 2




FIG. 3




FIG. 4




FIG. 5



FIG. 6




FIG. 7






FIG. 8




FIG. 9




FIG. 10




FIG. 11




FIG. 12




FIG. 13

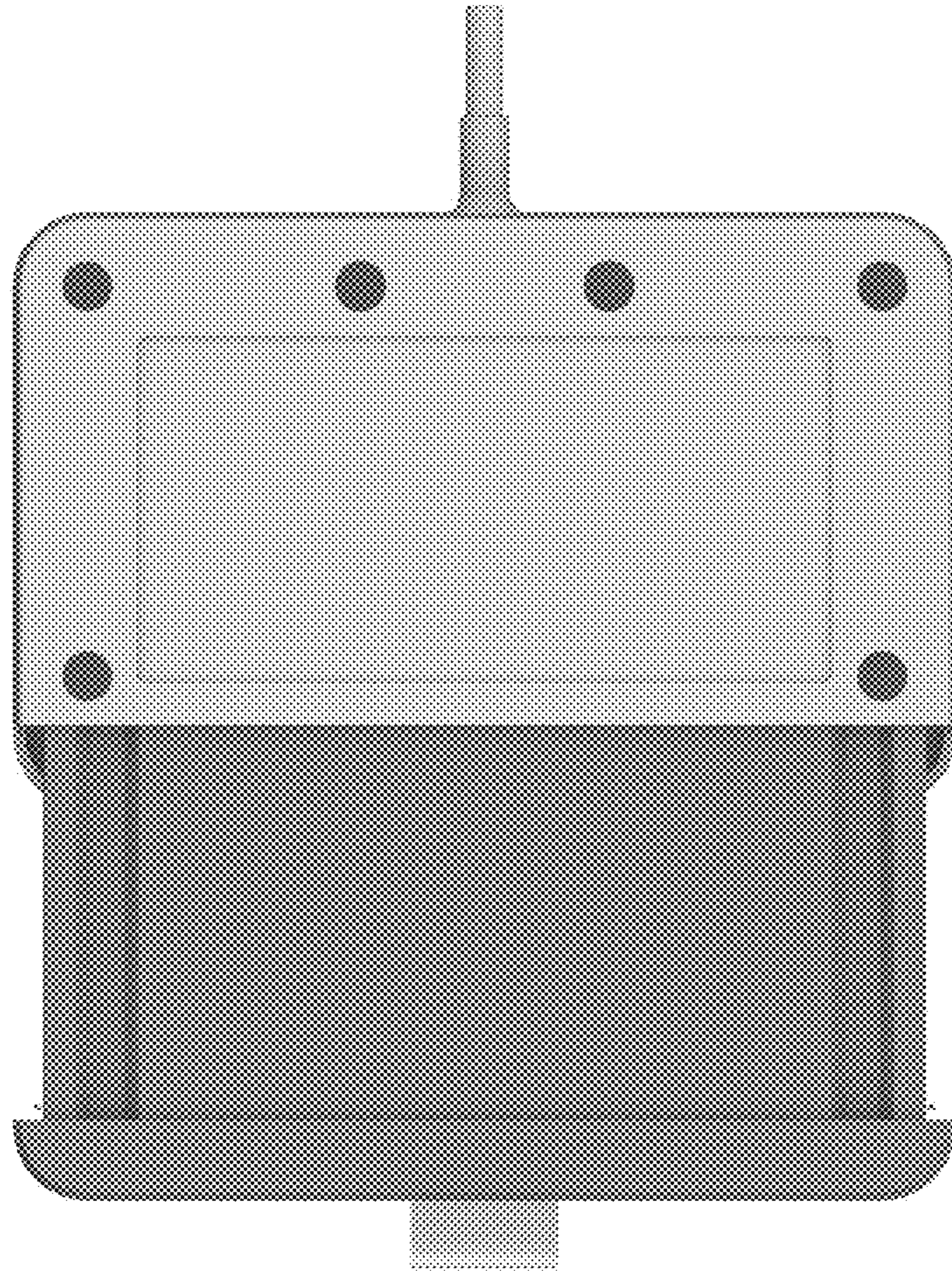


FIG. 14

UNITED STATES PATENT AND TRADEMARK OFFICE  
**CERTIFICATE OF CORRECTION**

PATENT NO. : D978,793 S  
APPLICATION NO. : 29/779146  
DATED : February 21, 2023  
INVENTOR(S) : Benjamin Hubert

Page 1 of 1

It is certified that error appears in the above-identified patent and that said Letters Patent is hereby corrected as shown below:

On the Title Page

Item (30) Please insert:  
-- (30) Foreign Application Priority Date  
16 October 2020 (WO) WIPO98678 --

Signed and Sealed this  
First Day of August, 2023



Katherine Kelly Vidal  
*Director of the United States Patent and Trademark Office*