

US00D978783S

(12) **United States Design Patent**  
**Holeton et al.**

(10) **Patent No.:** **US D978,783 S**  
(45) **Date of Patent:** **\*\* Feb. 21, 2023**

(54) **BATTERY PACK CONNECTOR**  
(71) Applicant: **Ariens Company**, Brillion, WI (US)  
(72) Inventors: **Michael J. Holeton**, Kaukauna, WI (US); **Scot A. Koehler**, Appleton, WI (US); **Jason Dong**, Woodridge, IL (US); **William Tenorio**, Woodridge, IL (US); **Brian Vickery**, Woodridge, IL (US)  
(73) Assignee: **Ariens Company**, Brillion, WI (US)

D536,709 S 2/2007 Kullhem et al.  
D560,690 S 1/2008 Higashikawa  
D582,416 S 12/2008 Duarte et al.  
D609,641 S \* 2/2010 Huang ..... D13/120  
D617,733 S \* 6/2010 Yang ..... D13/120  
D618,172 S \* 6/2010 Yang ..... D13/120  
D674,816 S 1/2013 Higashikawa et al.  
D681,685 S 5/2013 Higashikawa  
D695,692 S 12/2013 Takenaga et al.  
D707,260 S 6/2014 Hippoliti  
D707,721 S 6/2014 Hippoliti  
(Continued)

(\*\*) Term: **15 Years**

FOREIGN PATENT DOCUMENTS

(21) Appl. No.: **29/751,200**  
(22) Filed: **Sep. 18, 2020**  
(51) **LOC (14) Cl.** ..... **13-02**  
(52) **U.S. Cl.**  
USPC ..... **D13/103**  
(58) **Field of Classification Search**  
USPC ..... D13/102-106, 110, 118-119, 184  
CPC . Y02E 60/10; H01M 2220/30; H01M 50/209;  
H01M 50/213; H01M 50/183; H01M  
50/10; H01M 50/529; H01M 50/531;  
H01M 10/0525; H01M 10/0436; H01M  
10/052; H01M 10/0565; H01M 10/30;  
H01M 10/345; H01M 10/425; H01M  
2010/0495; B25F 5/02; B25F 5/00; A61B  
2017/00734  
See application file for complete search history.

WO 2019/129045 A1 7/2019  
WO 2019/129129 A1 7/2019  
WO 2020/019687 A1 1/2020

*Primary Examiner* — Nathaniel D. Buckner  
(74) *Attorney, Agent, or Firm* — Michael Best & Friedrich LLP

(57) **CLAIM**

We claim the ornamental design for a battery pack connector, as shown and described.

**DESCRIPTION**

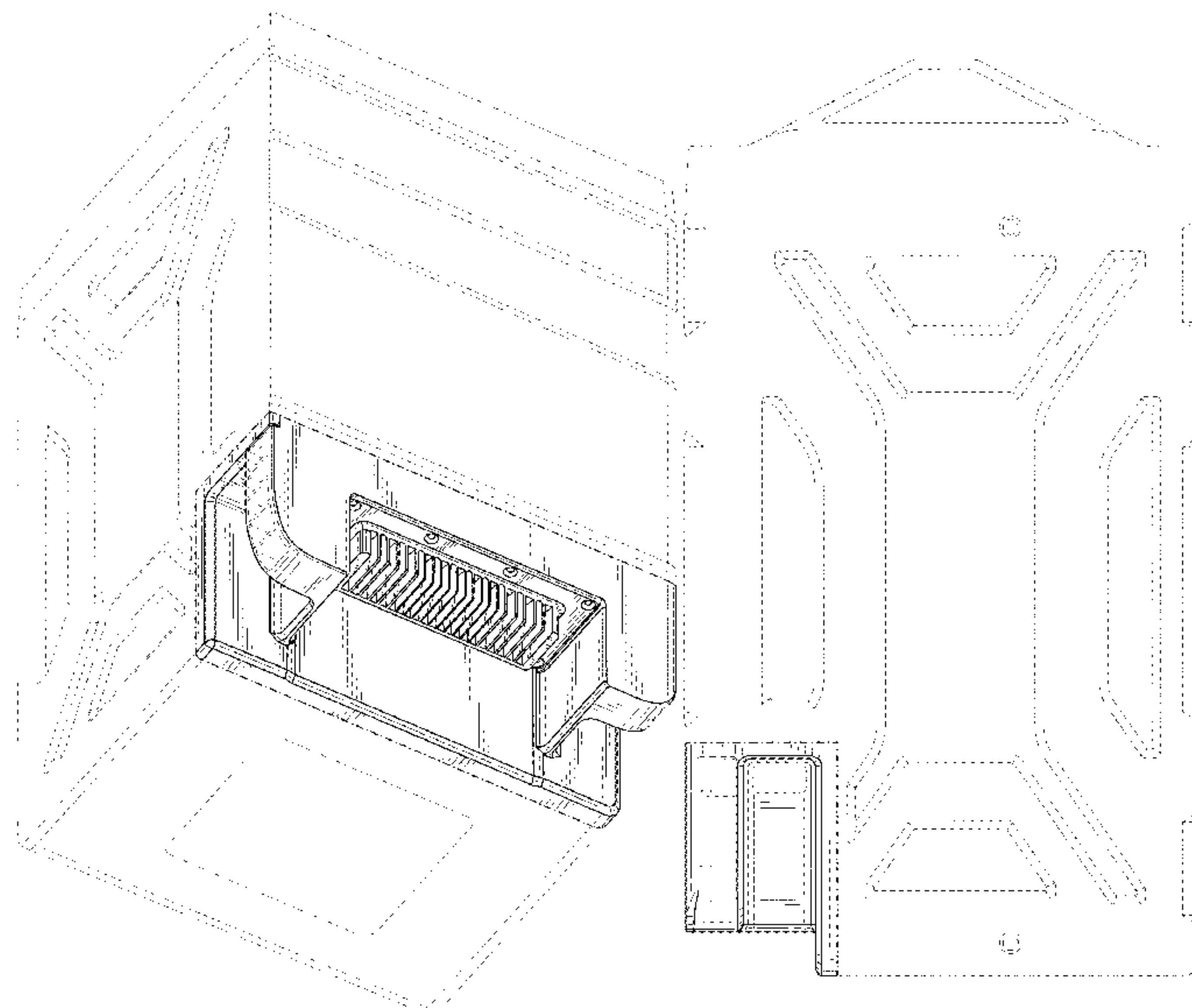
FIG. 1 is a perspective view of a battery pack connector showing our new design;  
FIG. 2 is a first side view thereof;  
FIG. 3 is a second side view thereof;  
FIG. 4 is a front view thereof;  
FIG. 5 is a rear view thereof;  
FIG. 6 is a top view thereof; and,  
FIG. 7 is a bottom view thereof.

The regularly spaced broken lines shown in the drawings are included for the purpose of illustrating portions of the article that form no part of the claimed design and the dash dot dash broken lines define the bounds of the claimed design and form no part thereof.

(56) **References Cited**  
U.S. PATENT DOCUMENTS

D311,742 S 10/1990 Splittstoesser  
D359,740 S 6/1995 Crosby et al.  
D412,702 S \* 8/1999 Goto ..... D14/434  
D428,023 S 7/2000 Surridge et al.  
D450,330 S 11/2001 Katoh et al.  
D495,718 S 9/2004 Higashikawa  
D503,682 S 4/2005 Tanaka et al.

**1 Claim, 7 Drawing Sheets**



(56)

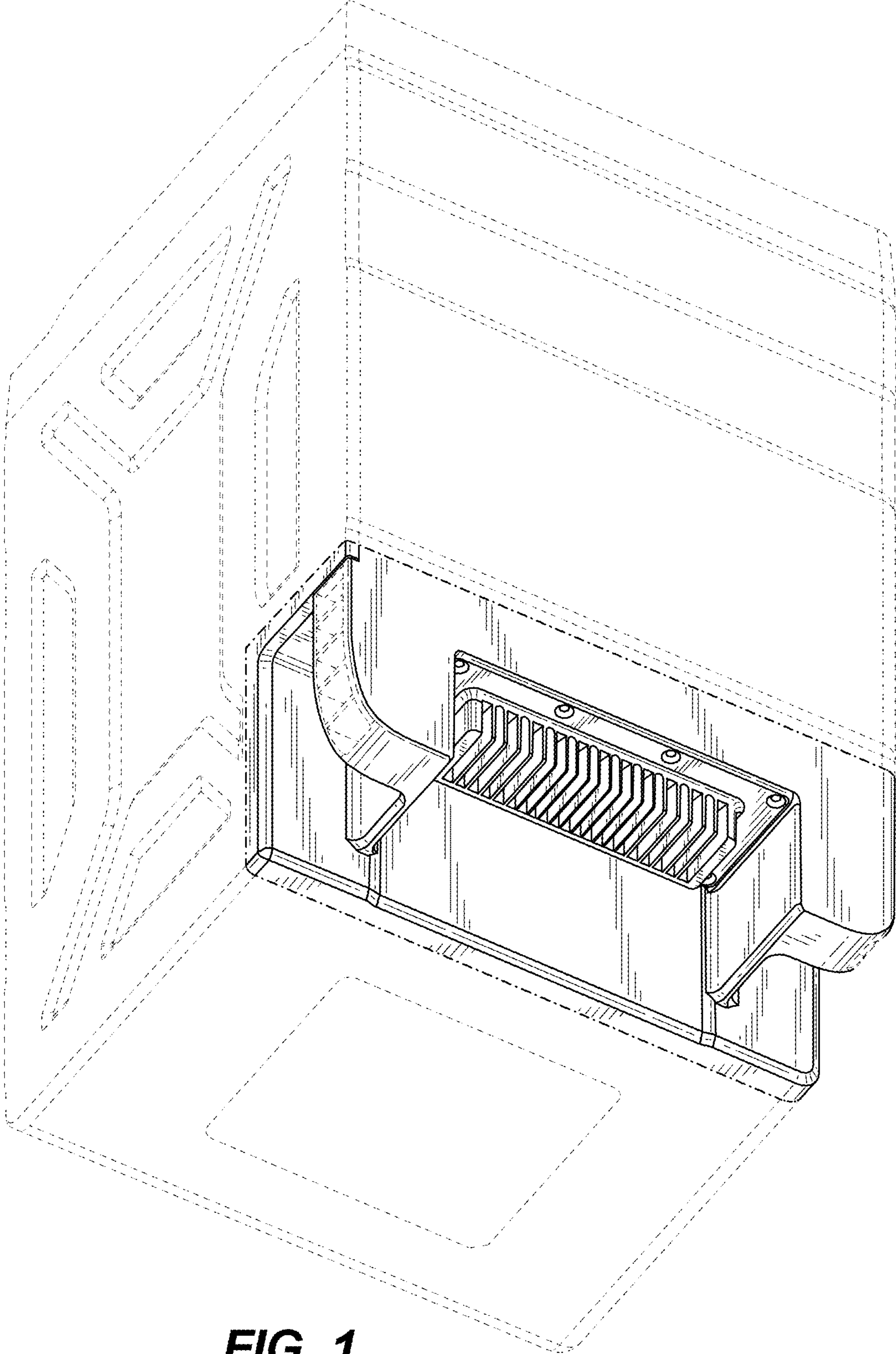
References Cited

U.S. PATENT DOCUMENTS

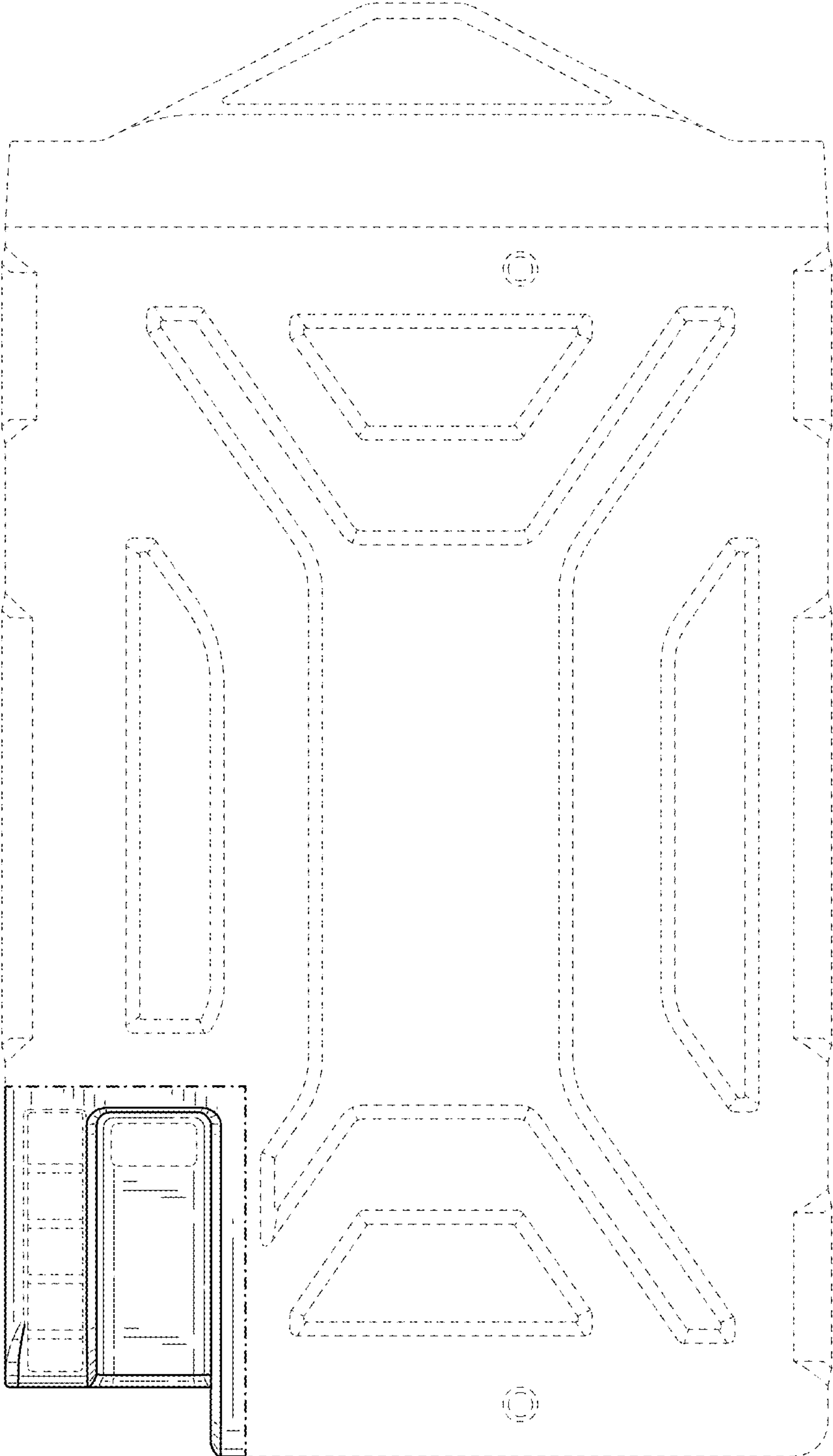
D733,058 S 6/2015 Miyazaki  
 D739,826 S 9/2015 Omodachi et al.  
 D745,848 S 12/2015 Kobuchi et al.  
 D762,165 S \* 7/2016 Rowe ..... D13/103  
 D768,085 S 10/2016 Yokoyama  
 D769,196 S 10/2016 Yokoyama  
 D774,462 S 12/2016 Omodachi et al.  
 D789,423 S 6/2017 Shi  
 D792,854 S 7/2017 Ashibu  
 D795,813 S 8/2017 Goto et al.  
 D815,039 S 4/2018 Wen et al.  
 D816,043 S 4/2018 Ashibu et al.  
 D820,197 S \* 6/2018 Luke ..... D13/103  
 D826,166 S 8/2018 Yayoshi  
 D834,523 S 11/2018 Bingham  
 D834,524 S 11/2018 Yayoshi  
 D835,047 S 12/2018 Bingham

D846,494 S 4/2019 Takahashi  
 D866,609 S 11/2019 Long  
 D866,610 S 11/2019 Long  
 D866,611 S 11/2019 Long  
 D876,368 S 2/2020 Yokoyama  
 D882,510 S \* 4/2020 Theis ..... D13/103  
 D887,357 S 6/2020 Liao  
 D900,022 S \* 10/2020 Bell ..... D13/103  
 D904,976 S \* 12/2020 Stoermer ..... D13/103  
 D907,581 S 1/2021 Ishida  
 D911,957 S \* 3/2021 Sun ..... D13/103  
 D932,433 S 10/2021 Tang et al.  
 D937,211 S \* 11/2021 Zugen ..... D13/119  
 11,217,852 B2 \* 1/2022 Matsumoto ..... B60K 1/04  
 D942,928 S \* 2/2022 Yi ..... D13/103  
 2019/0075724 A1 3/2019 Becke et al.  
 2019/0160972 A1 5/2019 Zeiler et al.  
 2019/0291779 A1 9/2019 Zeiler et al.  
 2020/0315095 A1 10/2020 Liu et al.

\* cited by examiner

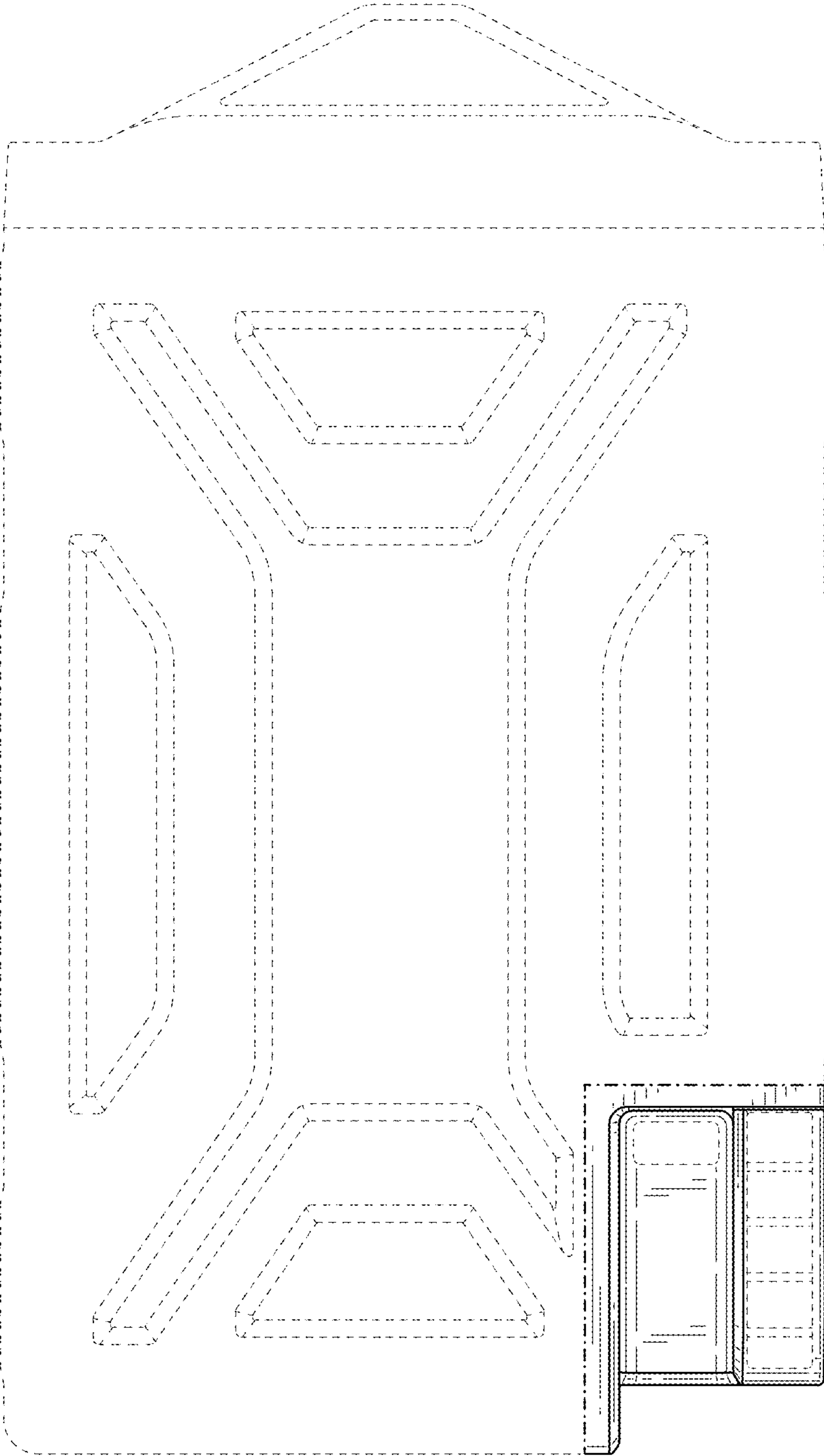


**FIG. 1**




**FIG. 2**

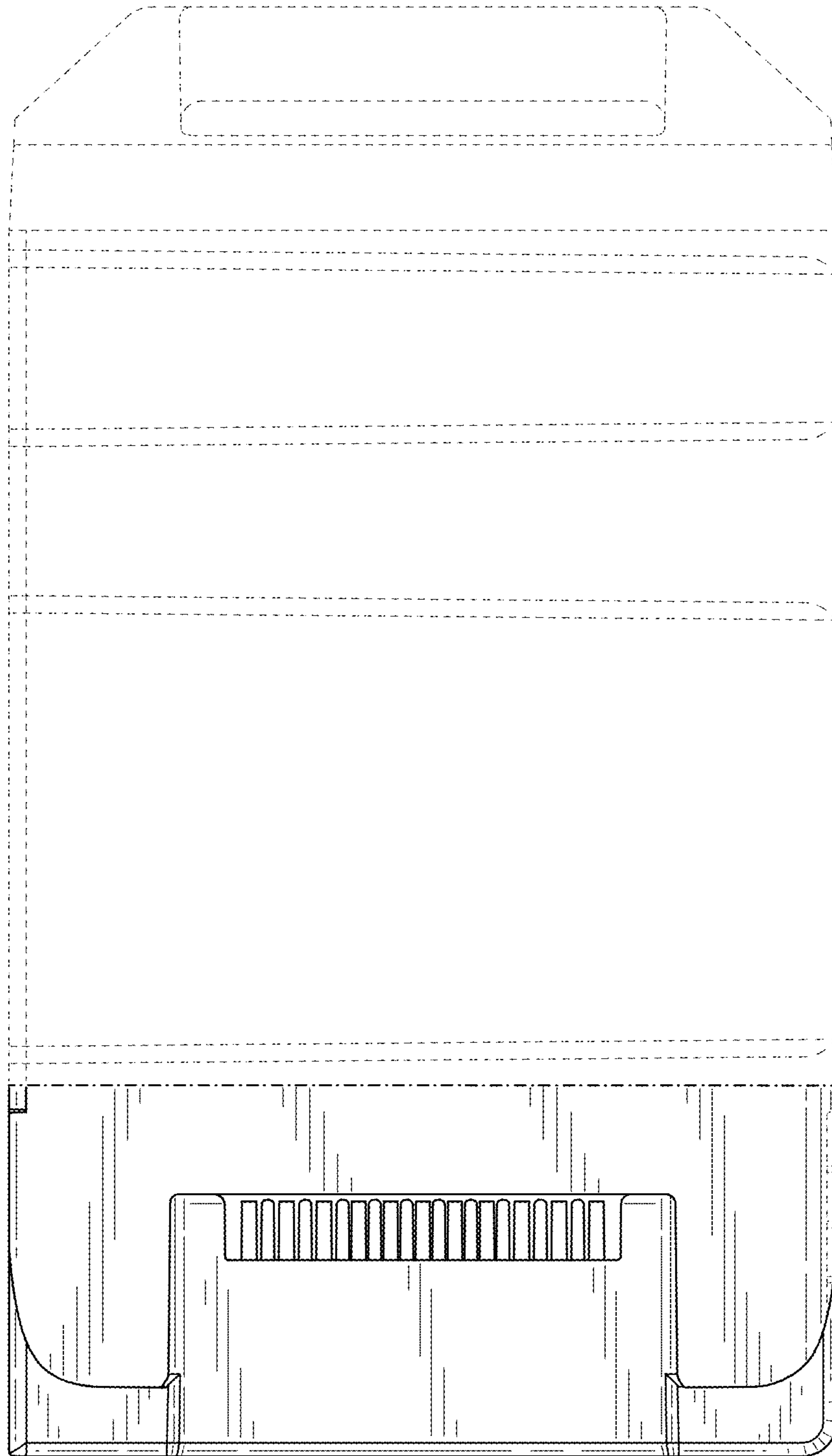




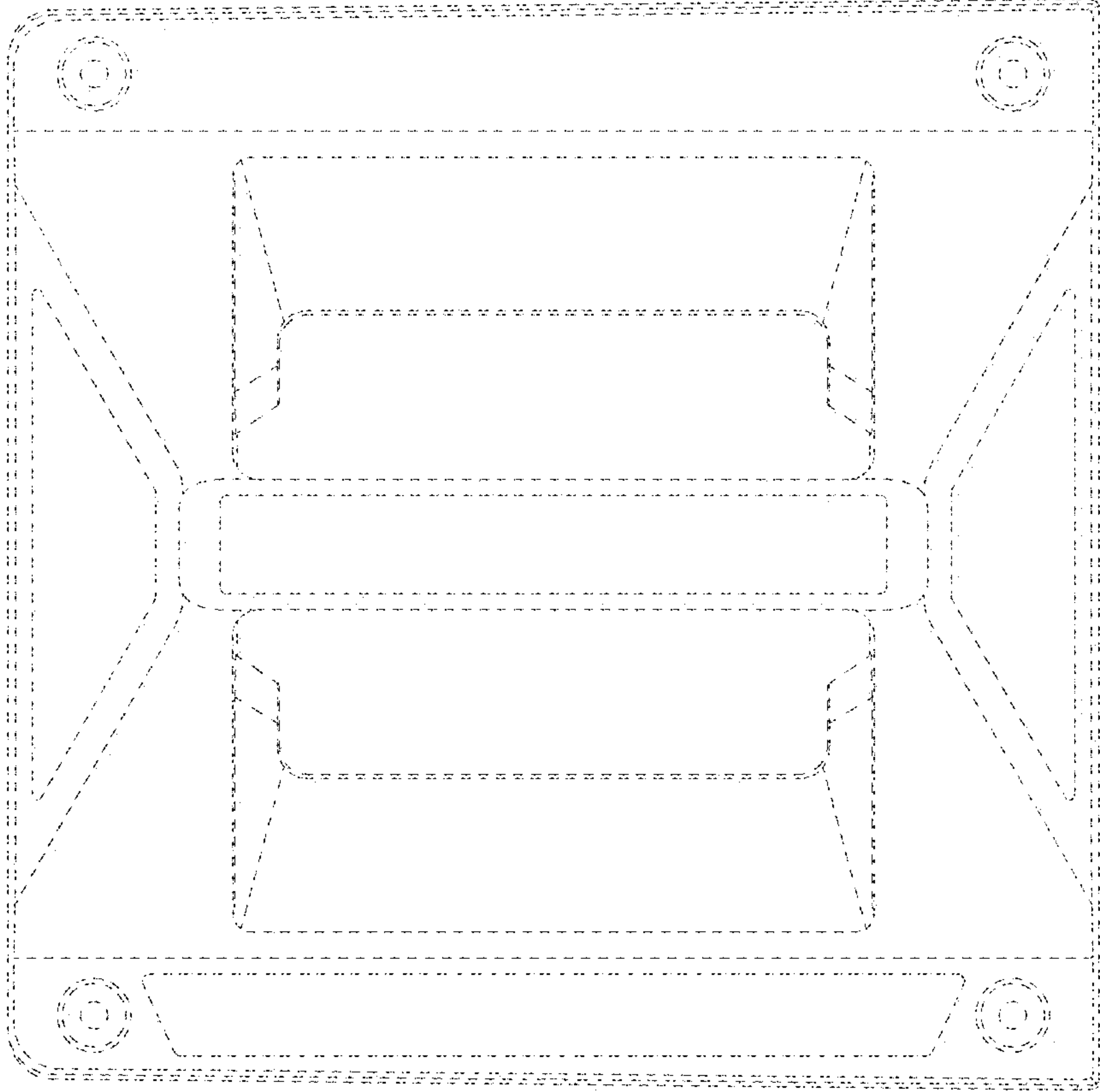
**FIG. 3**



**FIG. 4**




**FIG. 5**



**FIG. 6**





**FIG. 7**