



US00D978781S

(12) **United States Design Patent**
Lin

(10) **Patent No.:** **US D978,781 S**

(45) **Date of Patent:** **** Feb. 21, 2023**

(54) **SOLAR CELL WAFER**

D837,729 S * 1/2019 Fang D13/102
D846,491 S * 4/2019 Fang D13/102
D887,967 S * 6/2020 Chang D13/102

(71) Applicant: **SUNPOWER CORPORATION**, San Jose, CA (US)

(72) Inventor: **Yafu Lin**, San Jose, CA (US)

(73) Assignee: **SUNPOWER CORPORATION**, San Jose, CA (US)

(**) Term: **15 Years**

(21) Appl. No.: **29/722,676**

(22) Filed: **Jan. 31, 2020**

(51) **LOC (14) Cl.** **13-02**

(52) **U.S. Cl.**
USPC **D13/102**

(58) **Field of Classification Search**
USPC D13/102, 101, 103, 107, 108, 184, 199
CPC H01L 31/00; H01L 31/18; H01L 31/042;
H01L 31/045; H01L 31/046; H01L 31/048;
H01L 31/052; H01L 31/054; H01L 31/0475;
H01L 31/0485; H01L 31/0516; H01M 10/052; H01M 10/465;
H02S 30/10; H02S 30/20; H02S 10/40; H02S 40/42;
H02S 20/00; Y02E 10/50; Y02E 10/52; Y10S 136/291; Y10S 136/293;
H02J 7/355; G06F 1/1628; F21S 8/006

See application file for complete search history.

(56) **References Cited**

U.S. PATENT DOCUMENTS

D804,406 S * 12/2017 Aiken D13/102
D810,675 S * 2/2018 Detrick D13/102

OTHER PUBLICATIONS

Japanese Office Action dated Dec. 8, 2020 in Japanese Patent Application No. 2020-015592 (with English translation), 2 pages.

* cited by examiner

Primary Examiner — Derrick E Holland

(74) *Attorney, Agent, or Firm* — Oblon, McClelland, Maier & Neustadt, L.L.P.


(57) **CLAIM**

The ornamental design for a solar cell wafer, as shown and described.

DESCRIPTION

FIG. 1 is a front elevational view of a solar cell wafer; FIG. 2 is a rear elevational view thereof; FIG. 3 is a top plan view thereof, the bottom plan view being a mirror image of the top plan view; FIG. 4 is a right side elevational view thereof, the left side elevational view being a mirror image of the right side elevational view; FIG. 5 is an enlarged view of callout box 5 from FIG. 1; and, FIG. 6 is an enlarged view of callout box 6 from FIG. 2. The evenly spaced broken lines depict portions of the solar cell wafer that form no part of the claimed design. The dot-dash broken lines form no part of the claimed design.

1 Claim, 5 Drawing Sheets






FIG. 1




FIG. 2




FIG. 3



FIG. 4




FIG. 5

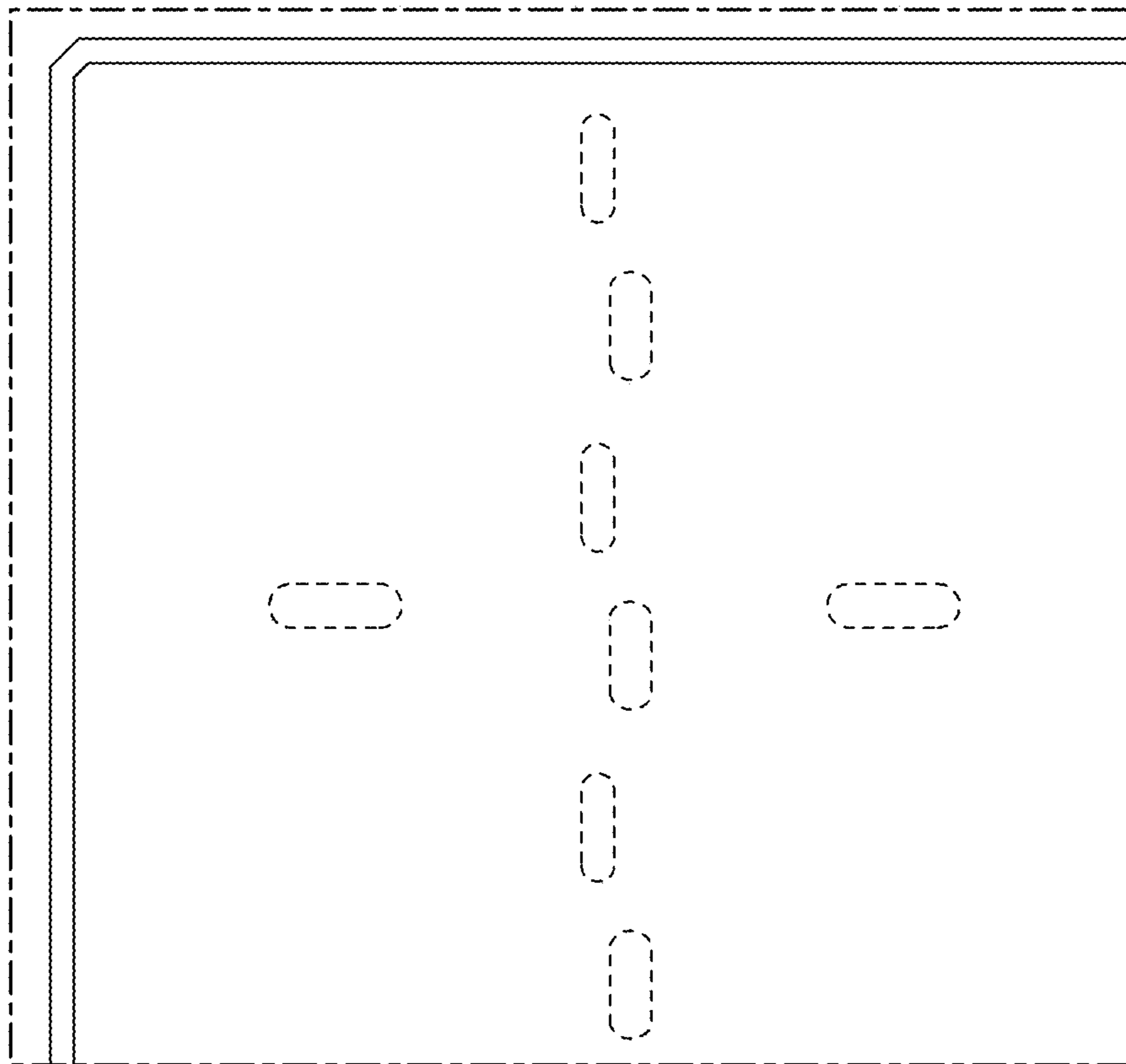


FIG. 6