



US00D978780S

(12) **United States Design Patent**
Min et al.

(10) **Patent No.:** **US D978,780 S**

(45) **Date of Patent:** **** Feb. 21, 2023**

(54) **VEHICLE TYRE**
(71) Applicant: **KUMHO TIRE CO., INC**, Gwangju (KR)
(72) Inventors: **Yungi Min**, Gwangju (KR); **Jeseung Jeon**, Gwangju (KR)
(**) Term: **15 Years**

D662,036 S * 6/2012 Oki D12/564
D731,407 S * 6/2015 Naruse D12/602
D754,590 S * 4/2016 Kristen D12/580
D761,724 S * 7/2016 Yamamoto D12/596
D765,583 S * 9/2016 Wang D12/594
D765,587 S * 9/2016 Inoue D12/602
D815,590 S * 4/2018 Kagimoto D12/602
D855,012 S * 7/2019 Barrett D12/588
D892,721 S * 8/2020 Schultz D12/602
D953,246 S * 5/2022 Kristen D12/580

(21) Appl. No.: **35/513,702**

* cited by examiner

(22) Filed: **Aug. 19, 2021**

Primary Examiner — John A Voytek

(80) **Hague Agreement Data**

Int. Filing Date: **Aug. 19, 2021**
Int. Reg. No.: **DM/216591**
Int. Reg. Date: **Aug. 19, 2021**
Int. Reg. Pub. Date: **Feb. 25, 2022**

(57) **CLAIM**

The ornamental design for a vehicle tyre, as shown and described.

(51) **LOC (14) Cl.** **12-15**

(52) **U.S. Cl.**
USPC **D12/602**

DESCRIPTION

(58) **Field of Classification Search**
USPC D12/568-604, 900, 519-522
CPC Y10T 152/10027; B60C 1/0016; B60C 11/0306; B60C 11/0302; B60C 3/06; B60C 9/17
See application file for complete search history.


- 1. Vehicle tyre
- 1.1 : Perspective
- 1.2 : Front
- 1.3 : Back
- 1.4 : Top
- 1.5 : Bottom
- 1.6 : Left
- 1.7 : Right

(56) **References Cited**

U.S. PATENT DOCUMENTS

D520,443 S * 5/2006 Yamaura D12/596
D637,146 S * 5/2011 Nakamizo D12/596


1 Claim, 7 Drawing Sheets




1.1




1.2




1.3




1.4



1.5



1.6



1.7

