



US00D978778S

(12) **United States Design Patent**  
**Choi et al.**

(10) **Patent No.:** **US D978,778 S**

(45) **Date of Patent:** **\*\* Feb. 21, 2023**

(54) **TIRE TREAD**

(71) Applicant: **HANKOOK TIRE & TECHNOLOGY CO., LTD.**,  
Seongnam-si (KR)

(72) Inventors: **Min Hyun Choi**, Seoul (KR); **Yeon Wook Kim**, Daejeon (KR)

(73) Assignee: **Hankook Tire & Technology Co., Ltd.**

(\*\*) Term: **15 Years**

(21) Appl. No.: **29/773,181**

(22) Filed: **Mar. 8, 2021**

(30) **Foreign Application Priority Data**

Oct. 12, 2020 (KR) ..... 30-2020-0048623

(51) **LOC (14) Cl.** ..... **12-15**

(52) **U.S. Cl.**  
USPC ..... **D12/584**

(58) **Field of Classification Search**  
USPC ..... D12/568–605, 900, 533–567  
CPC ..... Y10T 152/10027; B60C 1/0016; B60C  
11/0306; B60C 11/0302; B60C 3/06;  
B60C 9/17  
See application file for complete search history.

(56) **References Cited**

**U.S. PATENT DOCUMENTS**

D430,831 S *	9/2000	Edwards	.....	D12/585
D444,430 S *	7/2001	Welbes	.....	D12/603
D641,685 S *	7/2011	Youn	.....	D12/584
D668,600 S *	10/2012	Pingenat	.....	D12/584
D750,014 S *	2/2016	Yang	.....	D12/584

D758,291 S *	6/2016	Sareen	.....	D12/583
D768,562 S *	10/2016	Kato	.....	D12/597
D799,412 S *	10/2017	Herbeuval	.....	D12/603
D821,296 S *	6/2018	Tanaka	.....	D12/582
D823,783 S *	7/2018	Garcia	.....	D12/584
D837,722 S *	1/2019	Takemori	.....	D12/584
D849,670 S *	5/2019	Wang	.....	D12/584
D853,942 S *	7/2019	Haas	.....	D12/584
D865,655 S *	11/2019	Ma	.....	D12/584
D894,104 S *	8/2020	Kanamura	.....	D12/584
D920,896 S *	6/2021	Tomitaka	.....	D12/600
D958,727 S *	7/2022	Pribula	.....	D12/584
D964,919 S *	9/2022	Nakamichi	.....	D12/588

\* cited by examiner

*Primary Examiner* — John A Voytek

(74) *Attorney, Agent, or Firm* — Hamre, Schumann,  
Mueller & Larson, P.C.

(57) **CLAIM**

The ornamental design for a tire tread, as shown and described.

**DESCRIPTION**

FIG. 1 is a perspective view of a tire tread showing my new design;  
FIG. 2 is a front elevational view thereof;  
FIG. 3 is a rear elevational view thereof;  
FIG. 4 is a left side elevational view thereof;  
FIG. 5 is a right side elevational view thereof;  
FIG. 6 is a top plan view thereof;  
FIG. 7 is a bottom plan view thereof; and,  
FIG. 8 is an enlarged fragmentary view from upper A to lower A.

The broken lines are environmental subject matter and form no part of the claimed design.

**1 Claim, 8 Drawing Sheets**

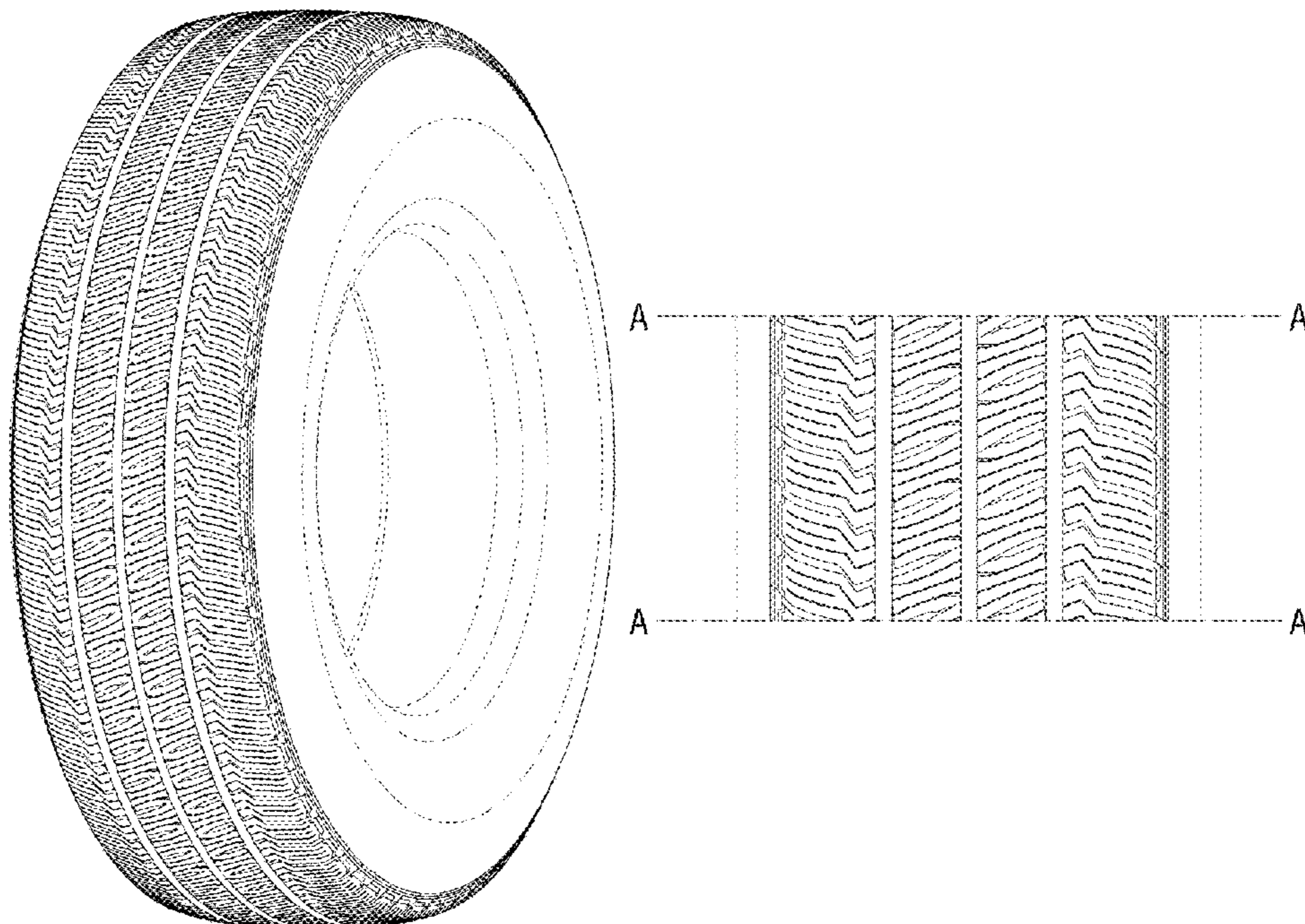


Fig. 1

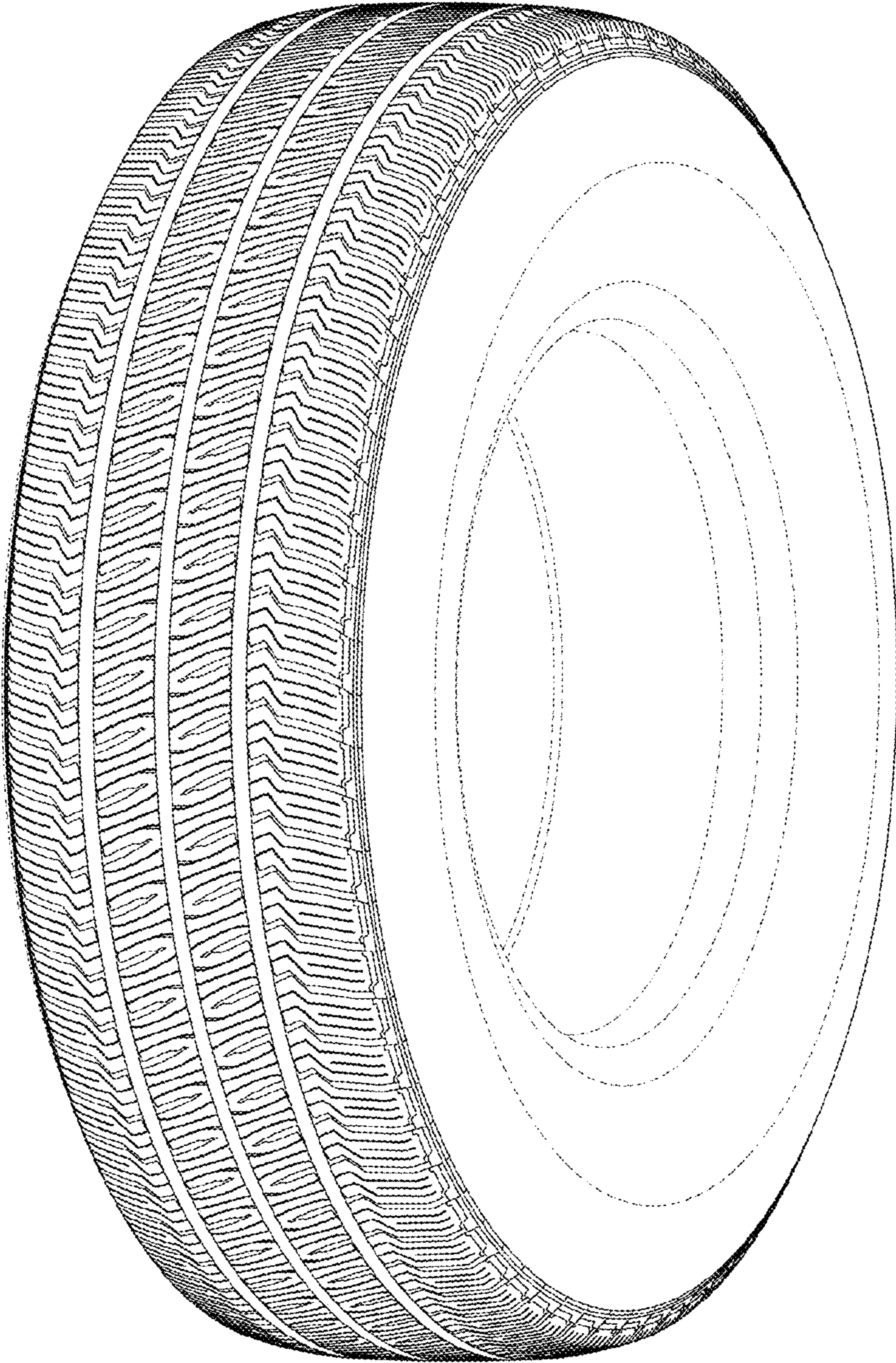


Fig. 2

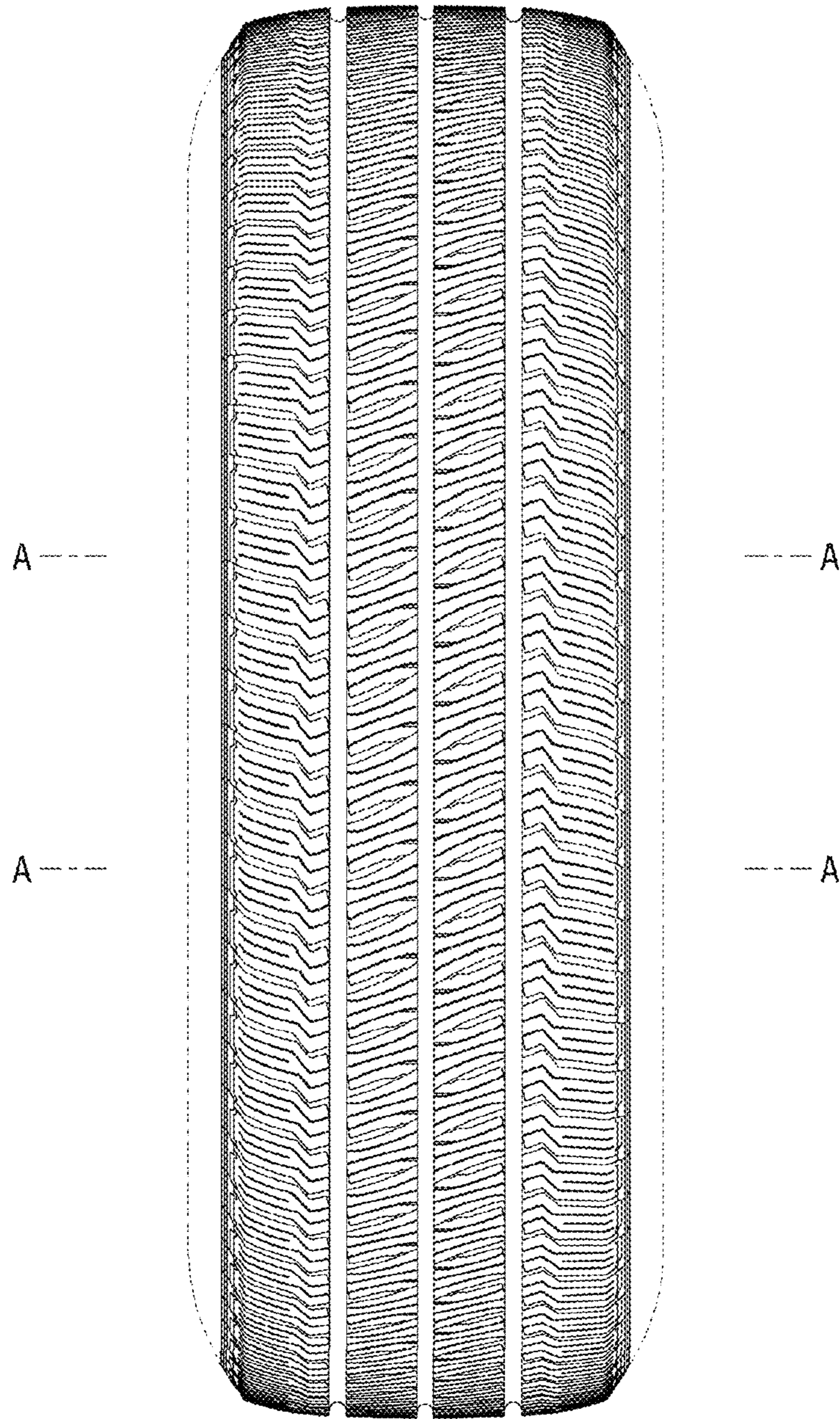


Fig. 3




Fig. 4




Fig. 5




Fig. 6

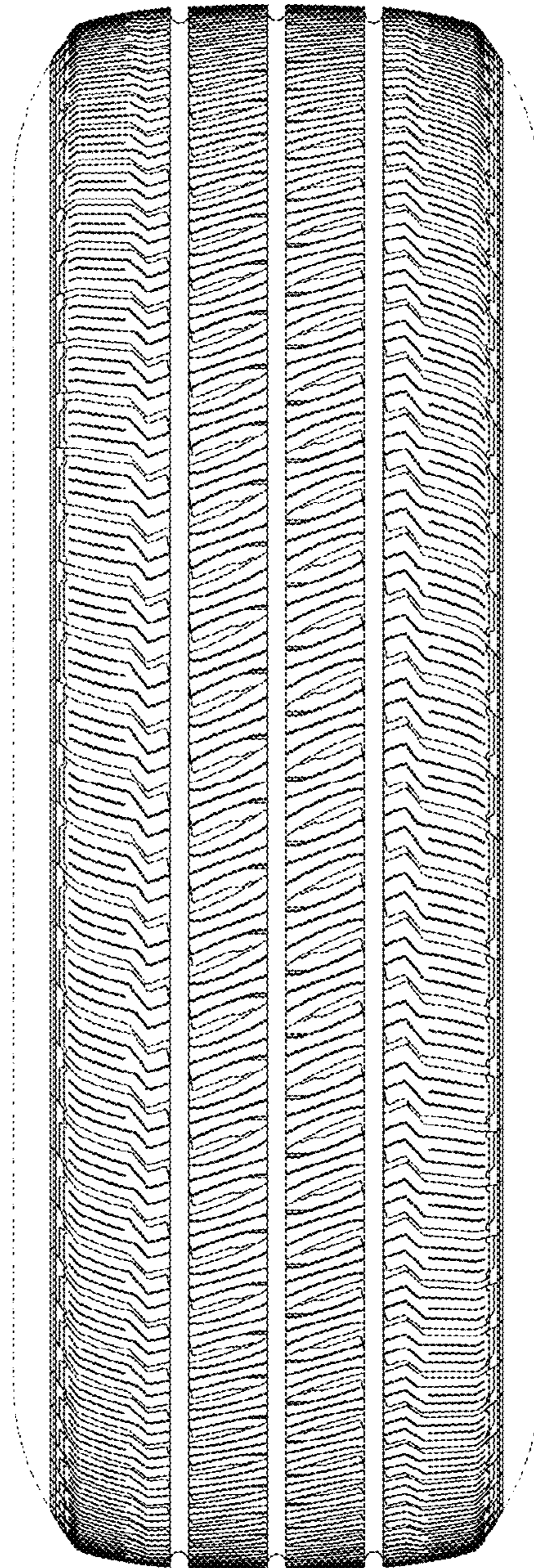


Fig. 7

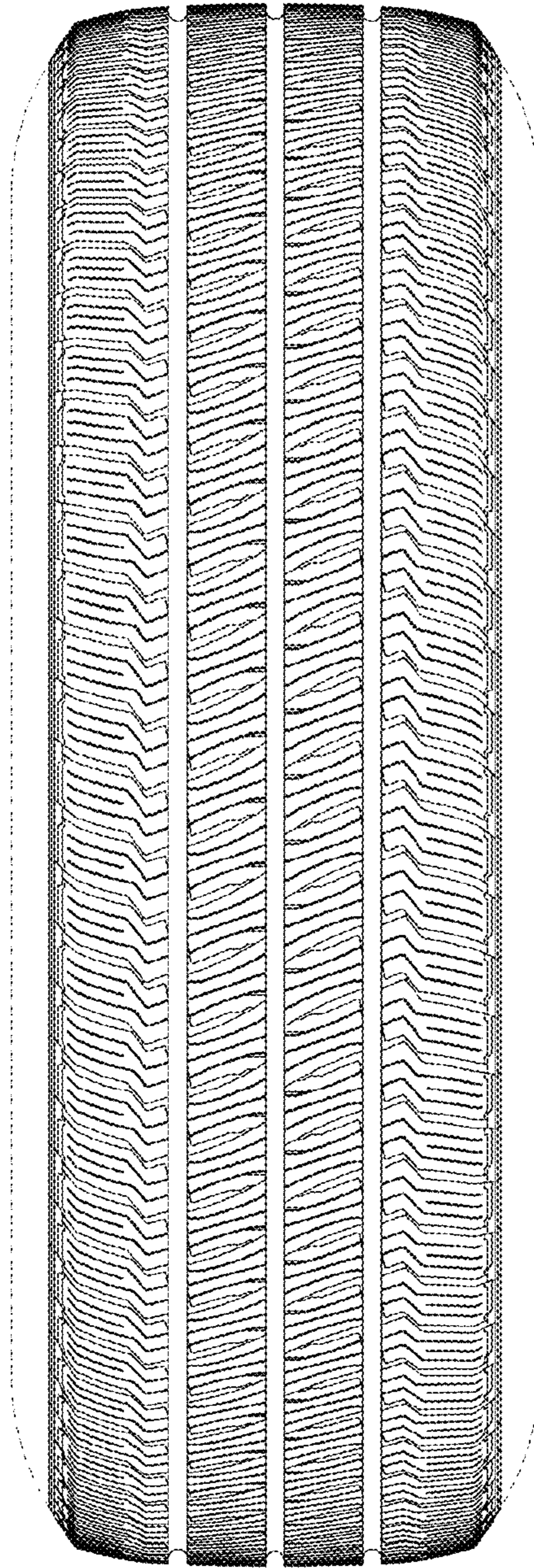




Fig. 8

