

US00D978766S

(12) **United States Design Patent**
Wei et al.

(10) **Patent No.:** **US D978,766 S**

(45) **Date of Patent:** **** Feb. 21, 2023**

(54) **UNDERWATER PROPULSION DEVICE**

(71) Applicant: **Sublue Technology, Inc**, Corona, CA (US)

(72) Inventors: **Jiancang Wei**, Tianjin (CN); **Shuailong Wang**, Tianjin (CN); **Chunjiang Tian**, Tianjin (CN); **Canrong Lin**, Tianjin (CN)

(**) Term: **15 Years**

(21) Appl. No.: **29/828,423**

(22) Filed: **Feb. 25, 2022**

(51) **LOC (14) Cl.** **12-06**

(52) **U.S. Cl.**
USPC **D12/308**

(58) **Field of Classification Search**
USPC D12/3, 214, 223, 300, 305, 308, 309, D12/316, 317, 400; D21/542, 545, 769, D21/770, 771, 801, 803, 804, 810
CPC ... B63G 8/00; B63G 8/40; B63G 8/42; B63G 8/46; B63G 8/001; B63G 8/002; B63G 8/08; A63B 35/08; A63B 35/12; B63B 32/10; B63C 11/46; B63C 2011/028; B63H 7/02; B63H 21/17

See application file for complete search history.

(56) **References Cited**

U.S. PATENT DOCUMENTS

D242,615 S *	12/1976	Henning	D12/308
D323,808 S *	2/1992	DeSantis	D12/300
D361,816 S *	8/1995	Yeh	D12/308
D449,868 S *	10/2001	Rogers	D21/810
D471,506 S *	3/2003	Mah	D12/308
D506,176 S *	6/2005	Mah	D12/308
D507,776 S *	7/2005	Mah	D12/308
D512,678 S *	12/2005	Mah	D12/308
D518,768 S *	4/2006	Mah	D12/308
D789,867 S *	6/2017	Walpurgis	B63C 11/46 D12/308

D821,532 S	6/2018	Zook et al.	
D830,943 S *	10/2018	Zheng D12/308
D860,331 S	9/2019	Zheng et al.	
D900,701 S	11/2020	Leveille-Nizerolle et al.	
D923,548 S	6/2021	Chen et al.	
D928,267 S *	8/2021	Zhang D29/124
D929,301 S *	8/2021	Lu D12/308
D941,225 S	1/2022	Kojima	

OTHER PUBLICATIONS

Seabob F5, Published date unavailable [online], [retrieved on Sep. 17, 2022]. Retrieved from the Internet: <https://seabob.com/en/models-equipment/> (Year: 2022).*

* cited by examiner

Primary Examiner — Cary M Robinson

Assistant Examiner — Adam C Mager

(74) *Attorney, Agent, or Firm* — Derek Fahey, Esq.; The IP Plus Firm, PLLC

(57) **CLAIM**

The ornamental design for an underwater propulsion device, as shown and described.

DESCRIPTION

FIG. 1 is a front perspective view of an underwater propulsion device.

FIG. 2 is a rear perspective view thereof.

FIG. 3 is a top view thereof.

FIG. 4 is a bottom view thereof.

FIG. 5 is a front view thereof.


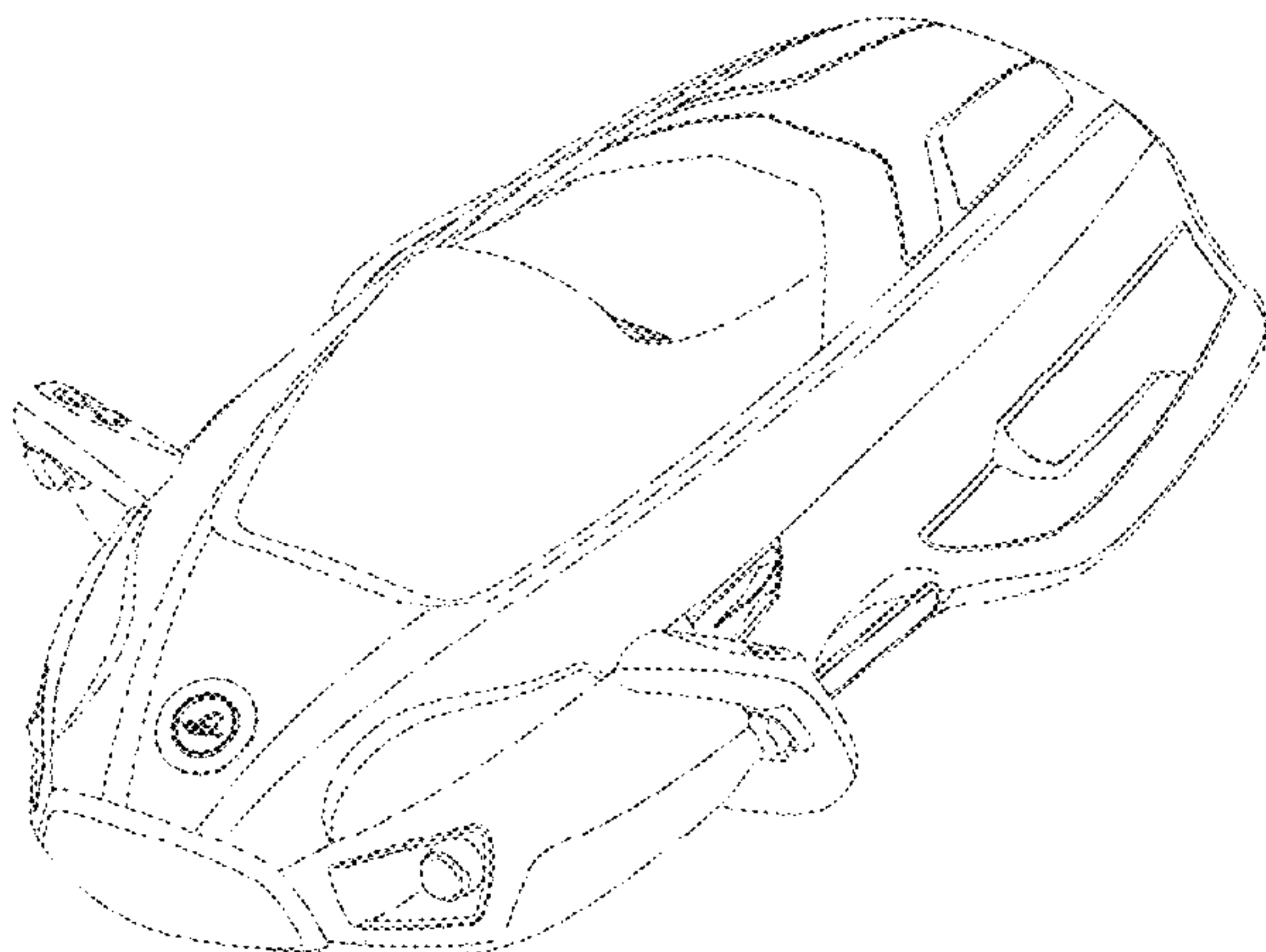
FIG. 6 is a rear view thereof.

FIG. 7 is a right side view thereof; and,

FIG. 8 is a left side view thereof.

The broken line subject matter in FIGS. 4 and 6 depict inside portions of the underwater propulsion device that form no part of the claimed design.

1 Claim, 8 Drawing Sheets






FIG. 1



FIG. 2

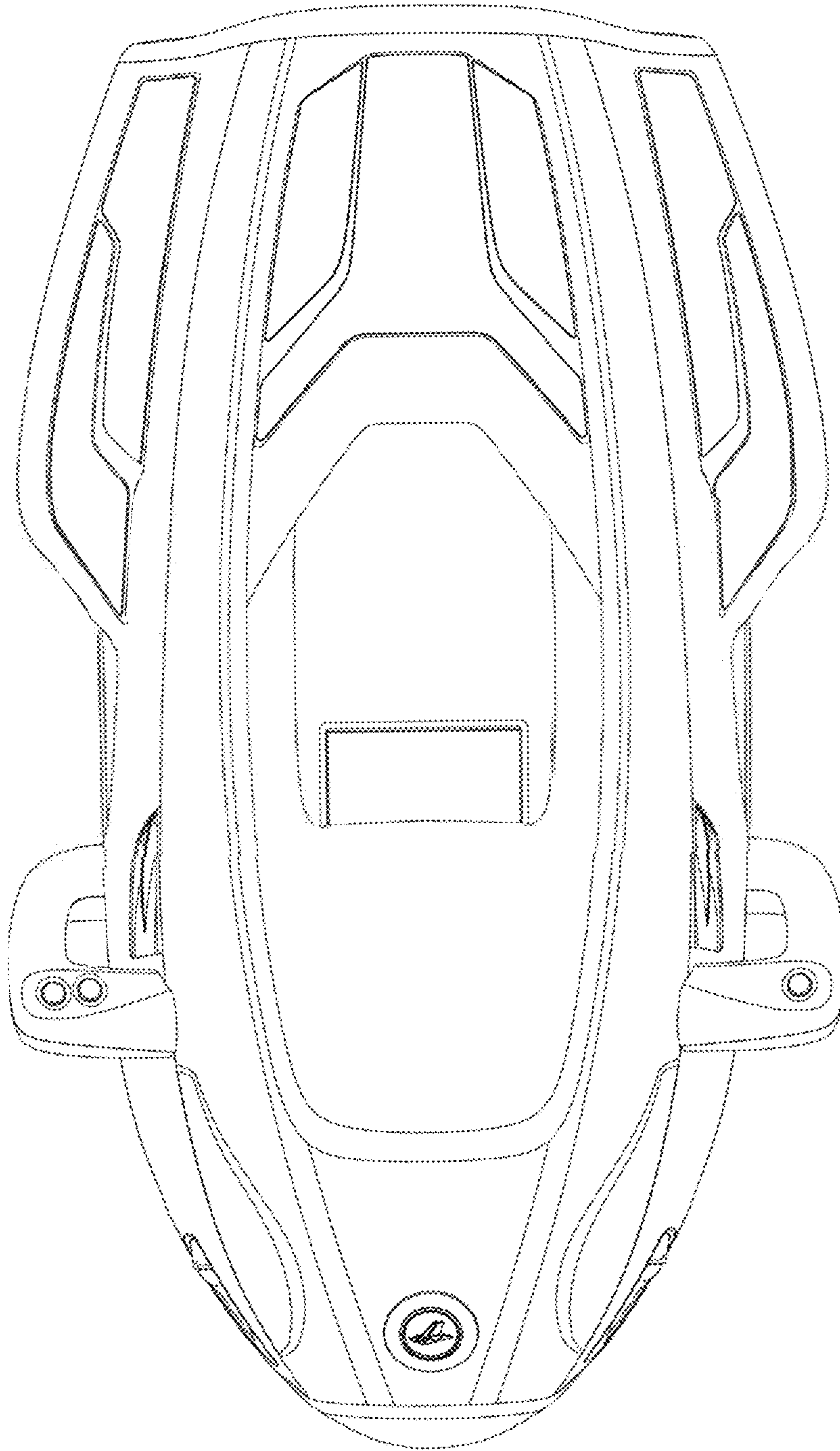


FIG. 3

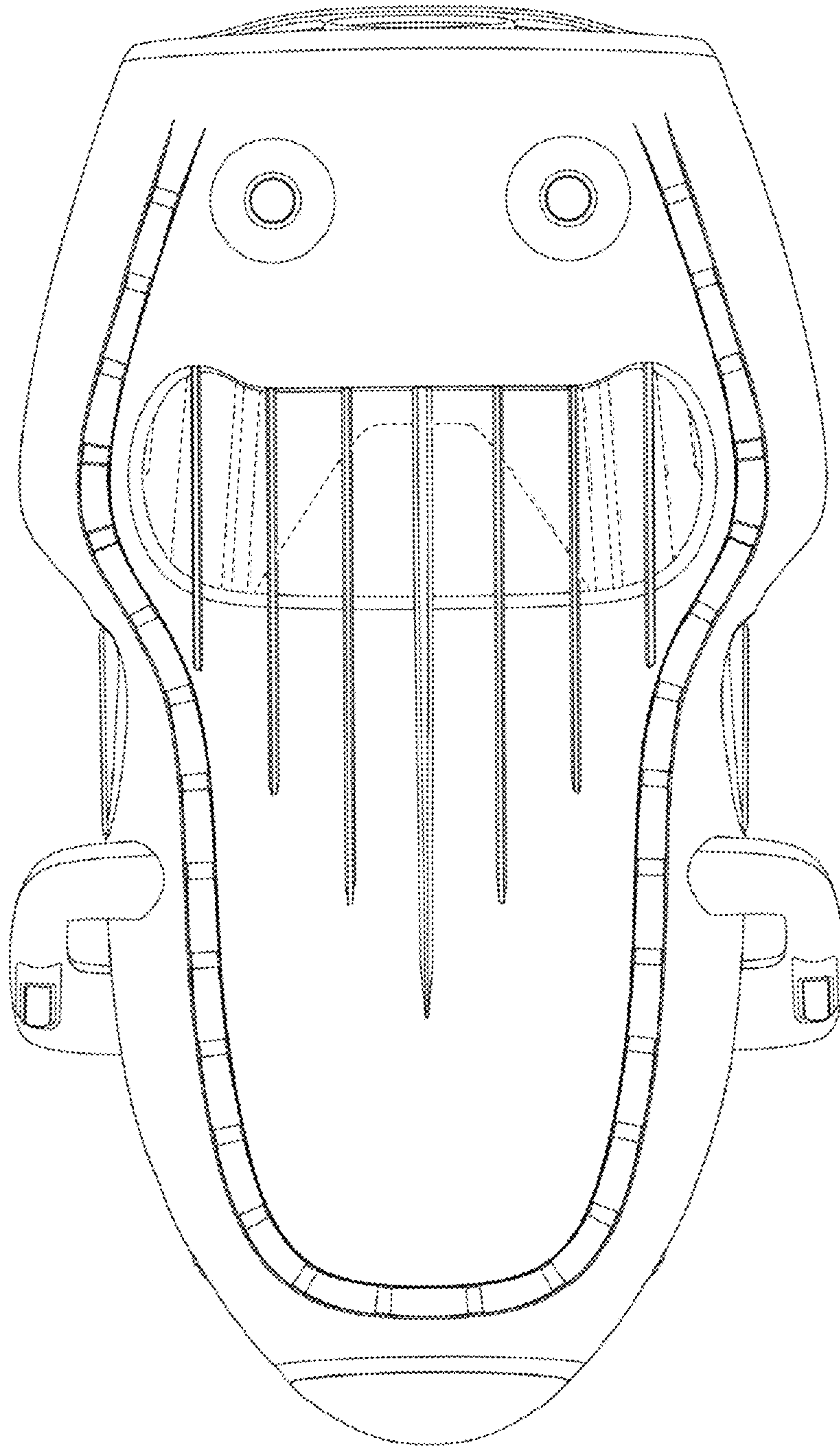


FIG. 4

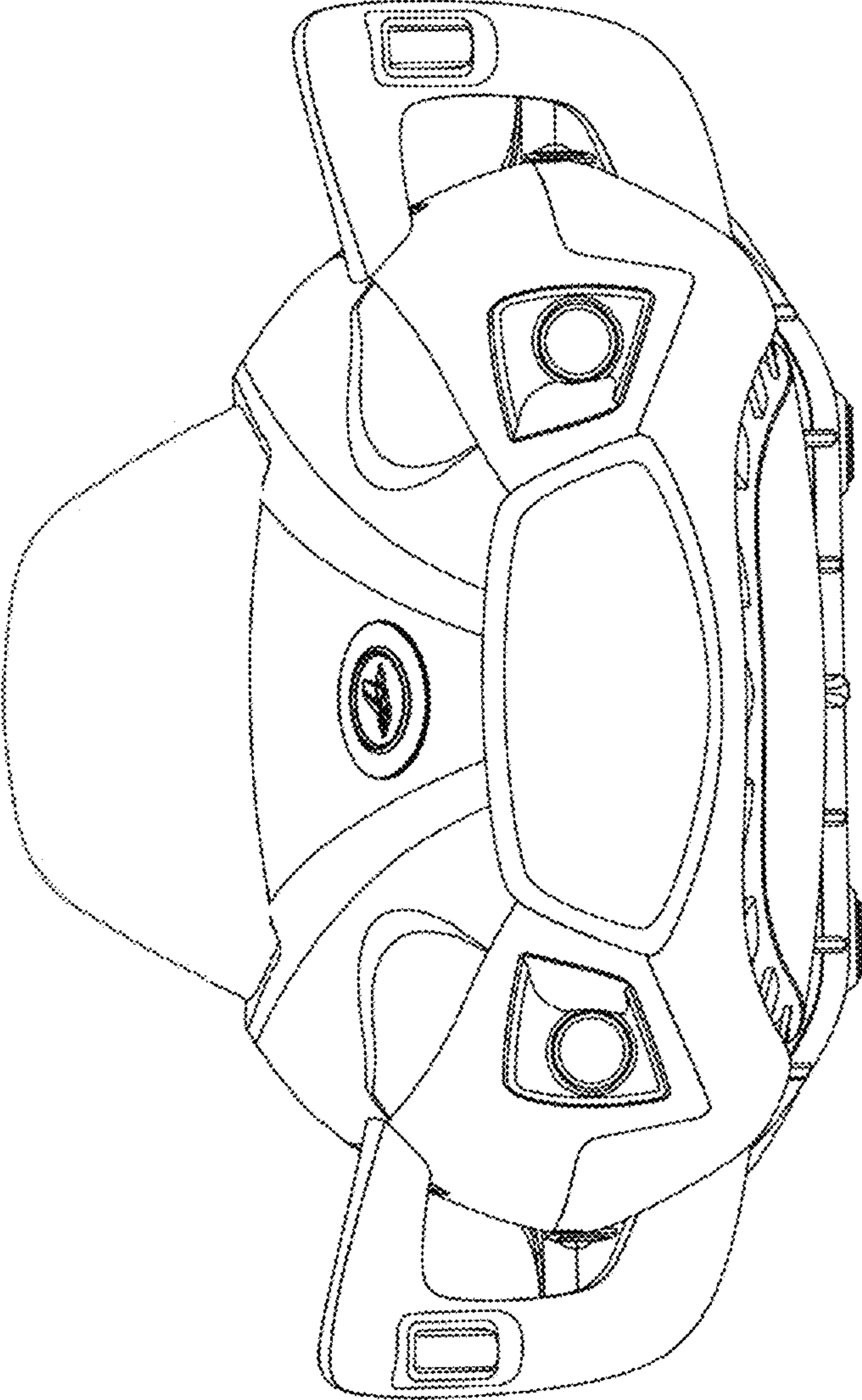


FIG. 5

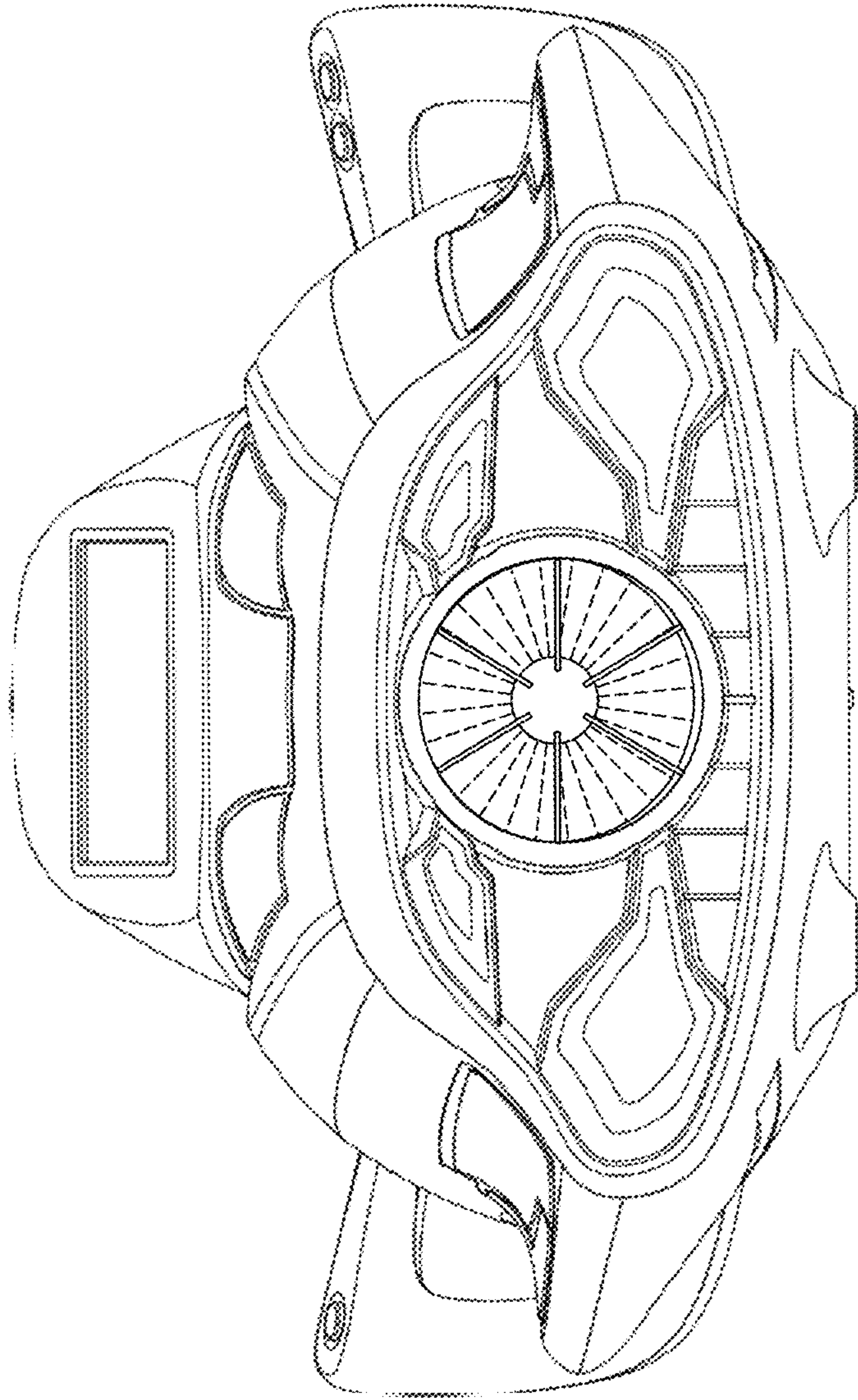


FIG. 6

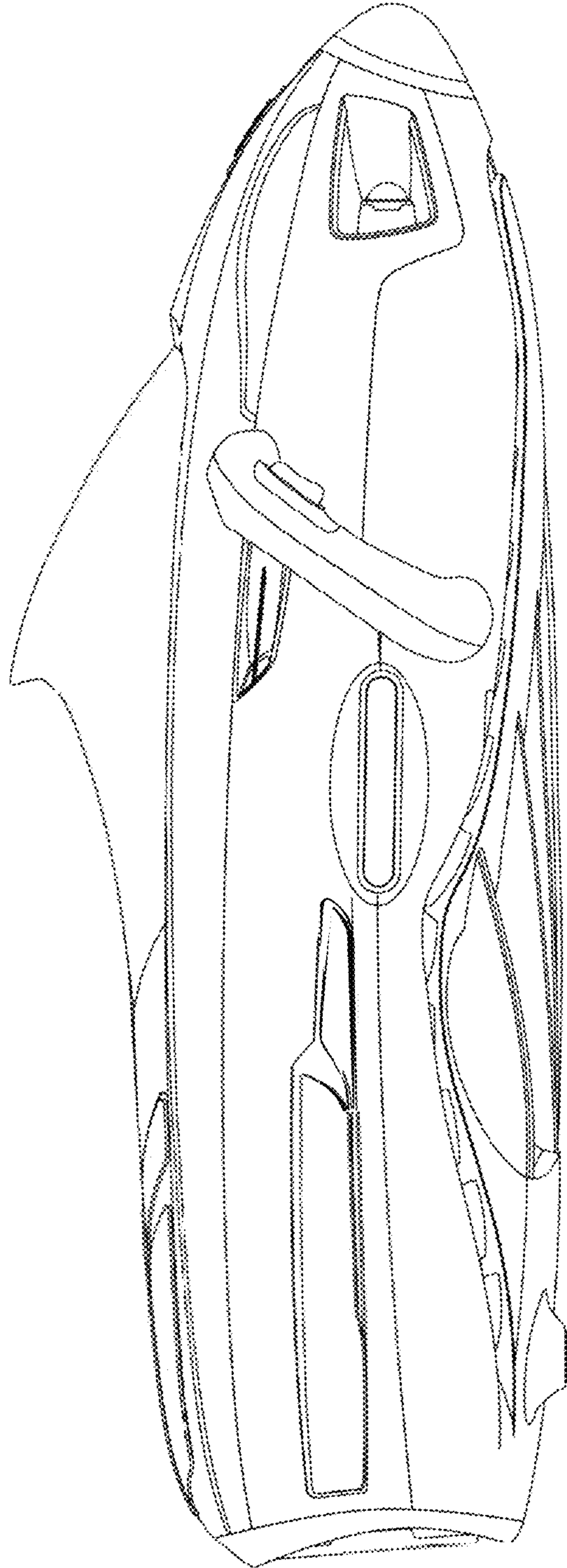


FIG. 7



FIG. 8