



US00D978762S

(12) **United States Design Patent** (10) **Patent No.:** **US D978,762 S**
Zhao (45) **Date of Patent:** **** Feb. 21, 2023**

(54) **AUTOMOBILE WHEEL**

FOREIGN PATENT DOCUMENTS

(71) Applicant: **WAH HUNG GROUP INC.**, Monterey Park, CA (US)

CN 307447771 * 7/2022
RU 00121779 * 9/2020
TW 194164-0001 * 11/2018
WO D213987-001 * 10/2021

(72) Inventor: **John Zhao**, Monterey Park, CA (US)

(73) Assignee: **Wah Hung Group, INC.**, Monterey Park, CA (US)

OTHER PUBLICATIONS

(**) Term: **15 Years**

Partsynergy Replacement For New Aluminum Alloy Wheel Rim 18 Inch Fits 2013-2016 Ford Fusion 5-108mm 20 , available in Amazon.com, date first available Apr. 11, 2019 [online], [site visited Aug. 15, 2022], Available from the internet URL: <https://www.amazon.com/Partsynergy-Replacement-Aluminum-2013-2016-5-108mm/dp/B07QPR9>.*

(21) Appl. No.: **29/767,304**

John Zhao's Patents, May 2018.
Ernie Alfonso's Patents, May 2018.

(22) Filed: **Jan. 21, 2021**

(51) **LOC (14) Cl.** **12-16**

(52) **U.S. Cl.**
USPC **D12/211**

* cited by examiner

(58) **Field of Classification Search**
USPC D12/204-213; D21/563
CPC B60B 7/00; B60B 7/02; B60B 7/04; B60B 7/06; B60B 3/02; B60B 3/04; B60B 3/06; B60B 3/10; B60B 1/00; B60B 1/08; B60B 1/10; B60B 1/12

Primary Examiner — Darlington Ly
Assistant Examiner — D. Ryan Tisdale
(74) *Attorney, Agent, or Firm* — Payam Moradian

See application file for complete search history.

(57) **CLAIM**

(56) **References Cited**

I claim the ornamental design for an automobile wheel, as shown and described.


U.S. PATENT DOCUMENTS

D763,165 S * 8/2016 Hans D12/211
9,919,555 B2 * 3/2018 Wippler B60B 7/0086
D862,354 S * 10/2019 Stroda D12/209
D877,033 S * 3/2020 Rosello Visa D12/211
D881,781 S * 4/2020 Tomasson D12/209
D902,118 S * 11/2020 Myrberg D12/211
D908,586 S * 1/2021 Setter D12/211
D926,101 S * 7/2021 Mukti D12/211
D941,215 S * 1/2022 Sälzle B60B 3/02
D942,359 S * 2/2022 Jónás B60B 3/02
D12/209

DESCRIPTION

FIG. 1 is a front elevational view of an automobile wheel, showing my new design; and, FIG. 2 is a perspective view thereof. The broken lines in the drawings illustrate portions of the automobile wheel that form no part of the claimed design.

1 Claim, 2 Drawing Sheets






FIG. 1

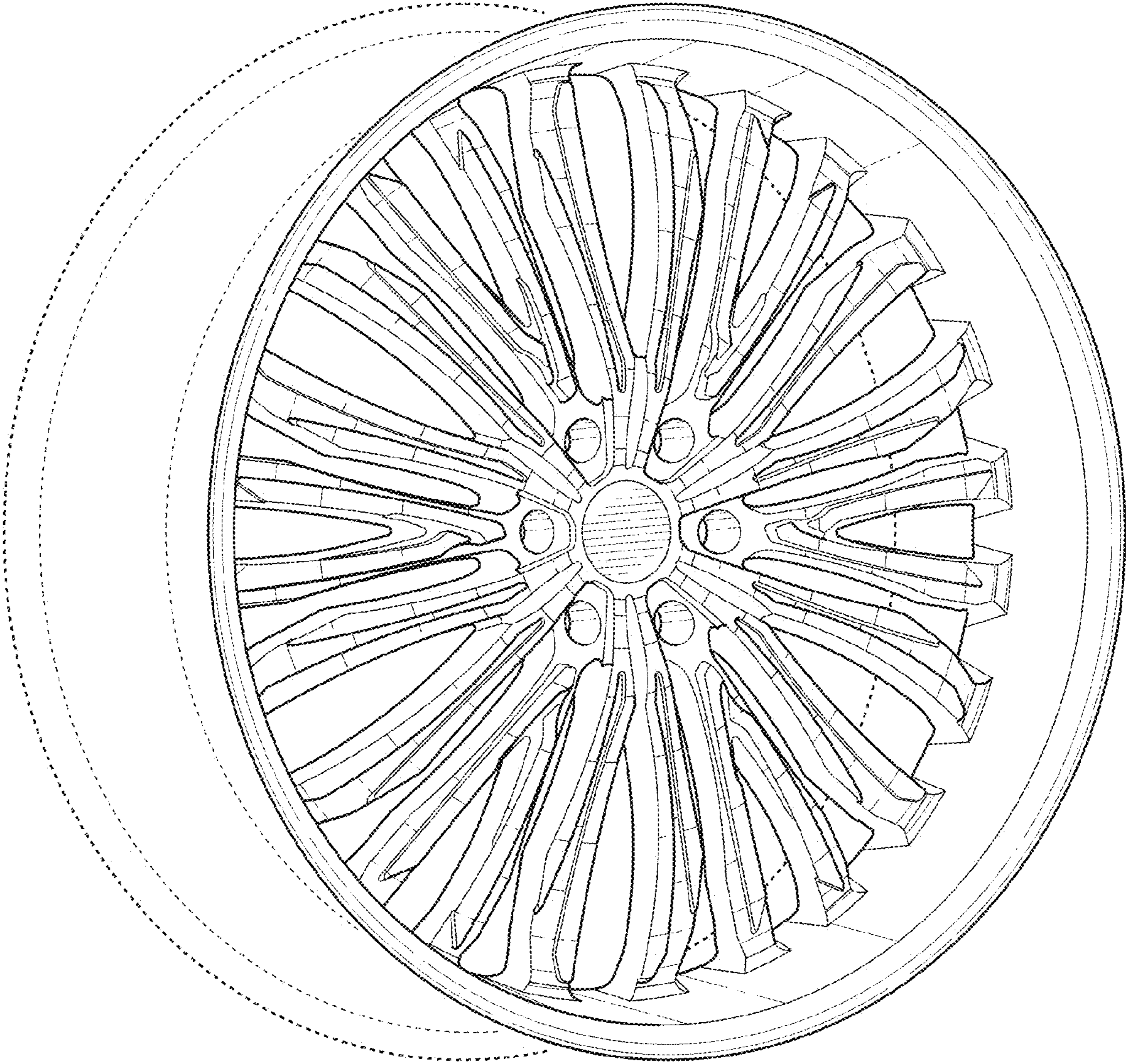


FIG. 2