



US00D978759S

(12) **United States Design Patent**  
**Zhao**

(10) **Patent No.:** **US D978,759 S**

(45) **Date of Patent:** **\*\* Feb. 21, 2023**

(54) **AUTOMOBILE WHEEL**

D798,787 S \* 10/2017 Song ..... D12/211  
D833,951 S \* 11/2018 Wheel ..... D12/211  
D879,005 S \* 3/2020 Zelenak ..... D12/211

(71) Applicant: **WAH HUNG GROUP INC.**, Monterey  
Park, CA (US)

**FOREIGN PATENT DOCUMENTS**

(72) Inventor: **John Zhao**, Monterey Park, CA (US)

CN 301343113 \* 9/2010  
CN 305886359 \* 6/2020  
GB 9000170378-0004 \* 4/2004  
WO D217402-035 \* 11/2021

(73) Assignee: **Wah Hung Group, INC.**, Monterey  
Park, CA (US)

(\*\*) Term: **15 Years**

**OTHER PUBLICATIONS**

(21) Appl. No.: **29/767,134**

Focal F52 Machined w/Bronze Accent, available in TireRack.com, announced Year 2020 [online], [site visited Aug. 31, 2022], Internet URL: <https://www.tirerack.com/wheels/focal-f52-machined-w-bronze-accent#survey>.\*

(22) Filed: **Jan. 20, 2021**

John Zhao's Patents, May 2018.  
Ernie Alfonso's Patents, May 2018.

(51) **LOC (14) Cl.** ..... **12-16**

(52) **U.S. Cl.**

USPC ..... **D12/211**

(58) **Field of Classification Search**

USPC ..... D12/203-213, 203-214; D21/563  
CPC .... B60B 7/00; B60B 7/02; B60B 7/04; B60B  
7/06; B60B 3/02; B60B 3/04; B60B 3/06;  
B60B 3/08; B60B 3/10; B60B 1/00;  
B60B 1/08; B60B 1/10; B60B 1/12

See application file for complete search history.

\* cited by examiner

*Primary Examiner* — Darlington Ly

*Assistant Examiner* — D. Ryan Tisdale

(74) *Attorney, Agent, or Firm* — Payam Moradian

(57)

**CLAIM**

I claim the ornamental design for an automobile wheel, as shown and described.

(56) **References Cited**

**DESCRIPTION**


**U.S. PATENT DOCUMENTS**

1,407,252 A \* 2/1922 Calhoun ..... B60B 1/00  
D12/205  
D535,935 S \* 1/2007 Scheu ..... D12/211  
D584,210 S \* 1/2009 Baum ..... D12/211  
D609,624 S \* 2/2010 Matsubara ..... D12/211  
D639,225 S \* 6/2011 Forschner ..... D12/211  
D737,190 S \* 8/2015 Kern ..... D12/211

FIG. 1 is a front elevational view of an automobile wheel, showing my new design; and,  
FIG. 2 is a perspective view thereof.

The broken lines in the drawings illustrate portions of the automobile wheel that form no part of the claimed design.

**1 Claim, 2 Drawing Sheets**








FIG. 1






FIG. 2