



US00D978753S

(12) **United States Design Patent**
Aydin

(10) **Patent No.:** **US D978,753 S**
(45) **Date of Patent:** **** Feb. 21, 2023**

(54) **VEHICLE WHEEL**

(71) Applicant: **KAAN LLC**, Chatsworth, CA (US)

(72) Inventor: **Ararat Eric Aydin**, Porter Ranch, CA (US)

(**) Term: **15 Years**

(21) Appl. No.: **29/652,610**

(22) Filed: **Oct. 1, 2020**

(51) **LOC (14) Cl.** **12-16**

(52) **U.S. Cl.**

USPC **D12/209**

(58) **Field of Classification Search**

USPC D12/204–213; D21/563

CPC B60B 7/00; B60B 7/01; B60B 7/02; B60B

7/04; B60B 7/06; B60B 3/02; B60B 3/04;

B60B 3/06; B60B 3/10; B60B 1/00;

B60B 1/08; B60B 1/10; B60B 1/12

See application file for complete search history.

(56) **References Cited**

U.S. PATENT DOCUMENTS

D756,876 S *	5/2016	Rueckheim	D12/209
D792,827 S *	7/2017	Chung	D12/209
D840,311 S *	2/2019	Hilton	D12/209
D842,202 S *	3/2019	Han	D12/209
D843,302 S *	3/2019	Khachatryan	D12/209
D865,617 S *	11/2019	Hahn	D12/209
D894,811 S *	9/2020	Valencia Pollex	D12/209
D895,508 S *	9/2020	Wang	D12/209
D895,509 S *	9/2020	Han	D12/209
D911,241 S *	2/2021	Piaskowski	D12/209

D939,418 S *	12/2021	Lenglin	D12/209
D941,211 S *	1/2022	Hans	D12/209
D946,483 S *	3/2022	Lee	D12/209
D965,495 S *	10/2022	Murray	D12/209

OTHER PUBLICATIONS

Blaque Diamond Wheels, Published Apr. 24, 2020 [online], [retrieved on Apr. 25, 2022]. Retrieved from the Internet: <https://www.facebook.com/BlaqueDiamondWheels/videos/the-all-new-bd-f25introducing-the-newest-wheel-to-our-flowforge-lineup-the-bd-f2/1071372486561094> (Year: 2020).*

* cited by examiner

Primary Examiner — Cary M Robinson

Assistant Examiner — Adam C Mager

(74) *Attorney, Agent, or Firm* — Phil IP Law Inc.; Narek Zohrabyan; Karen Kirk Galoyan

(57) **CLAIM**


The ornamental design for a vehicle wheel, as shown and described.

DESCRIPTION

FIG. 1. Front, left side perspective view of a vehicle wheel; FIG. 2. Front elevation view of the vehicle wheel; and, FIG. 3. Top plan view of the vehicle wheel, the vehicle wheel being rotationally symmetric.

The broken lines shown are included for the purpose of illustrating the unclaimed portions of the vehicle wheel and form no part of the claim.

1 Claim, 3 Drawing Sheets



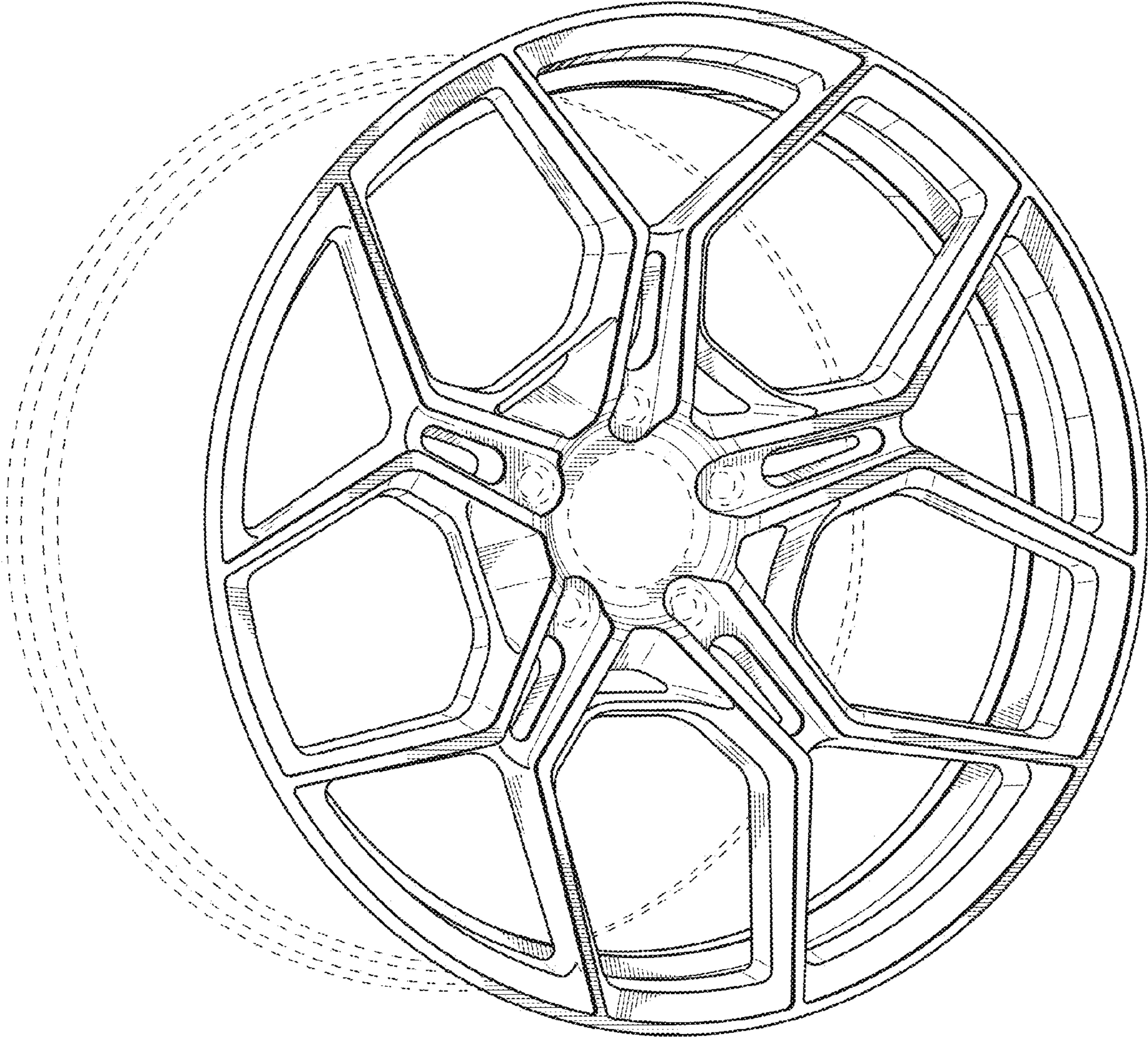


FIG. 1




FIG. 2




FIG. 3