

US00D978739S

(12) **United States Design Patent** (10) **Patent No.:** **US D978,739 S**
Hemry et al. (45) **Date of Patent:** **** Feb. 21, 2023**

- (54) **GRILLE OF A RECLAIMER**
- (71) Applicant: **CATERPILLAR PAVING PRODUCTS INC.**, Brooklyn Park, MN (US)
- (72) Inventors: **Michael S. Hemry**, Maple Grove, MN (US); **Federico B. Rio**, Dunlap, IL (US); **Jason W. Muir**, Andover, MN (US); **Zachary J. Vrchota**, Brooklyn Park, MN (US); **Roger Hedlund**, Champlin, MN (US); **Brian Schlenker**, Shoreview, MN (US)
- (73) Assignee: **Caterpillar Paving Products Inc.**, Brooklyn Park, MN (US)
- (**) Term: **15 Years**
- (21) Appl. No.: **29/800,244**
- (22) Filed: **Jul. 20, 2021**

Related U.S. Application Data

- (63) Continuation of application No. 29/740,547, filed on Jul. 6, 2020, now Pat. No. Des. 936,113, which is a continuation of application No. 29/691,280, filed on May 15, 2019, now Pat. No. Des. 897,376.
- (51) **LOC (14) Cl.** **12-16**
- (52) **U.S. Cl.**
USPC **D12/163**
- (58) **Field of Classification Search**
USPC D12/90, 91, 173, 163, 164, 165
CPC B60K 11/08; B60R 19/52; E05B 83/16; E05B 83/24
See application file for complete search history.

(56) **References Cited**

U.S. PATENT DOCUMENTS

D148,963 S 3/1948 Stevens
3,270,633 A 9/1966 Holland

D277,676 S	2/1985	Neal	
D278,822 S	5/1985	Neal	
4,535,860 A	8/1985	Waggoner	
4,933,853 A	6/1990	Musil et al.	
5,046,888 A	9/1991	King	
5,201,603 A	4/1993	Bassett et al.	
6,074,129 A	6/2000	Nowak et al.	
6,193,437 B1	2/2001	Heims	
6,561,076 B2	5/2003	Hou et al.	
D560,571 S *	1/2008	Rester	D12/163
D580,310 S *	11/2008	Tant	D12/163
D594,480 S	6/2009	Gicquel et al.	
D607,904 S	1/2010	Reisenauer et al.	
D626,152 S	10/2010	Patkar et al.	
D632,308 S	2/2011	Kopacz et al.	
D638,860 S	5/2011	Kopacz et al.	

(Continued)

Primary Examiner — Richard Kearney
Assistant Examiner — Benjamin M Weeks
(74) *Attorney, Agent, or Firm* — Finnegan, Henderson, Farabow, Garrett & Dunner, LLP.

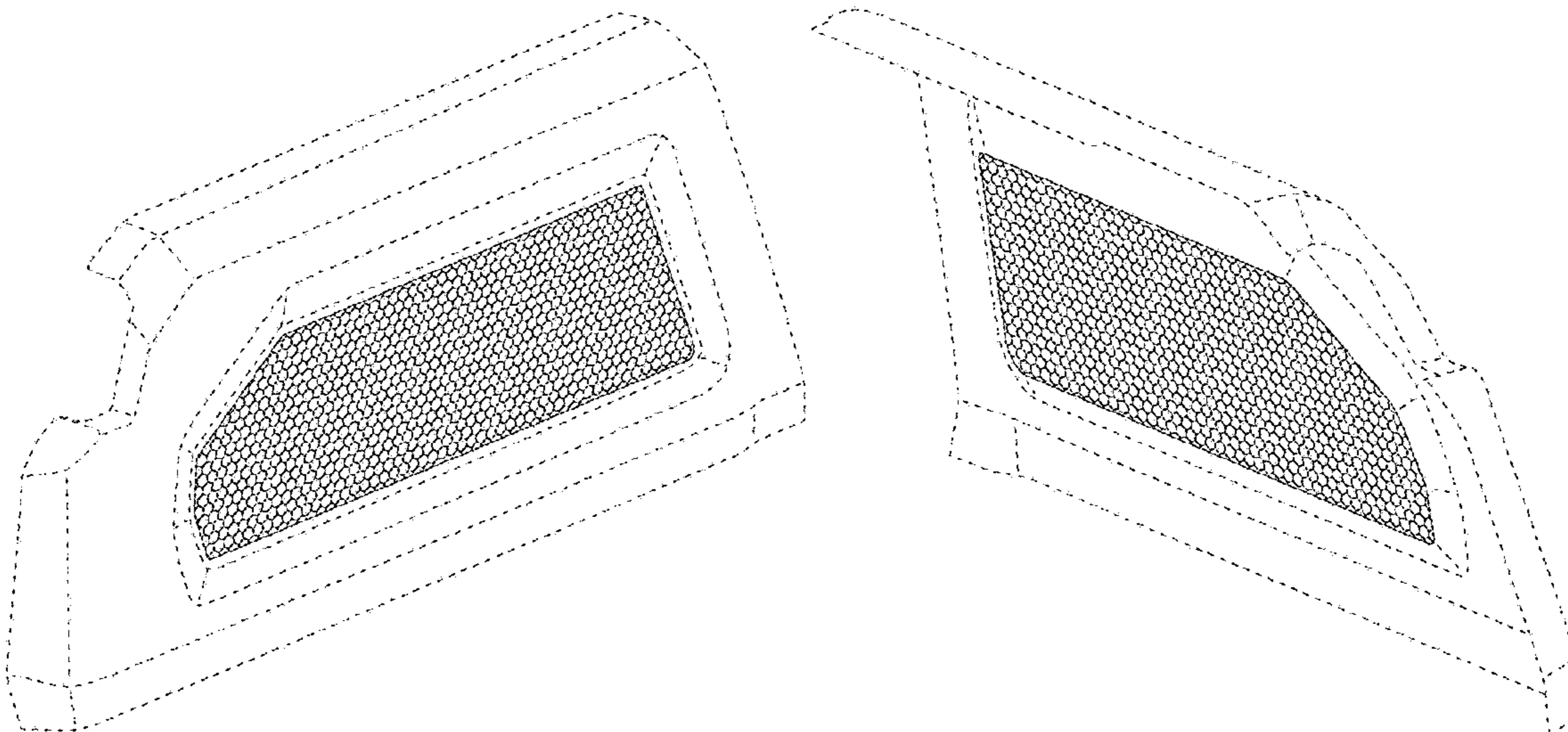
(57) **CLAIM**

The ornamental design for a grille of a reclaimer, as shown and described.

DESCRIPTION

FIG. 1 is a front, top, left perspective view of a grille of a reclaimer showing the new design;
FIG. 2 is rear, top, left perspective view thereof;
FIG. 3 is front elevation view thereof;
FIG. 4 is rear elevation view thereof;
FIG. 5 is left side elevation view thereof;
FIG. 6 is right side view thereof;
FIG. 7 is top plan view thereof; and,
FIG. 8 is bottom plan view thereof.
The broken lines of even length shown in the drawings illustrate environmental structure and form no part of the claimed design.

1 Claim, 8 Drawing Sheets



(56)

References Cited

U.S. PATENT DOCUMENTS

D643,858 S	8/2011	Kopacz et al.	9,580,875 B1	2/2017	D'Ascanio	
D650,396 S	12/2011	Ewringmann	D807,242 S *	1/2018	Piscitelli	D12/163
D652,432 S	1/2012	Kopacz et al.	D830,239 S *	10/2018	Behmer	D12/163
D660,882 S	5/2012	Böhme et al.	D835,160 S	12/2018	Jilbert et al.	
D660,883 S	5/2012	Böhme et al.	D849,611 S *	5/2019	Carter	D12/163
D668,686 S	10/2012	Lins et al.	D854,587 S	7/2019	Ninomiya et al.	
D672,790 S	12/2012	Kopacz et al.	D854,992 S *	7/2019	Pollard	D12/163
D673,981 S	1/2013	Kopacz et al.	10,422,086 B2	9/2019	Jorgensen	
D678,360 S	3/2013	Kozai et al.	10,480,132 B1	11/2019	Jennings	
8,527,111 B2	9/2013	Hilmersson	D874,524 S	2/2020	Iwata et al.	
8,573,886 B1	11/2013	Taylor, Jr.	D877,209 S	3/2020	Winkel et al.	
8,591,144 B1	11/2013	Bean et al.	D877,782 S	3/2020	Jilbert et al.	
8,591,145 B1	11/2013	Engel et al.	D880,378 S *	4/2020	Lu	D12/163
D712,316 S *	9/2014	O'Donnell	D885,263 S *	5/2020	Ninov	D12/163
D716,845 S	11/2014	Hayami et al.	D886,162 S	6/2020	Price et al.	
D720,370 S	12/2014	Carter et al.	D896,852 S	9/2020	Major et al.	
8,961,064 B2	2/2015	Ramos et al.	D897,376 S	9/2020	Hemry et al.	
8,979,423 B2	3/2015	Smieja	D899,976 S *	10/2020	Metros	D12/163
8,979,425 B2	3/2015	Graham et al.	D908,145 S	1/2021	Yaste et al.	
9,028,167 B2	5/2015	Buschmann et al.	D919,674 S	5/2021	Steiner	
D746,186 S *	12/2015	Curic	D932,953 S *	10/2021	Ratner	D12/163
			D953,211 S *	5/2022	Becker	D12/163
			D953,216 S *	5/2022	Duncan	D12/163

* cited by examiner

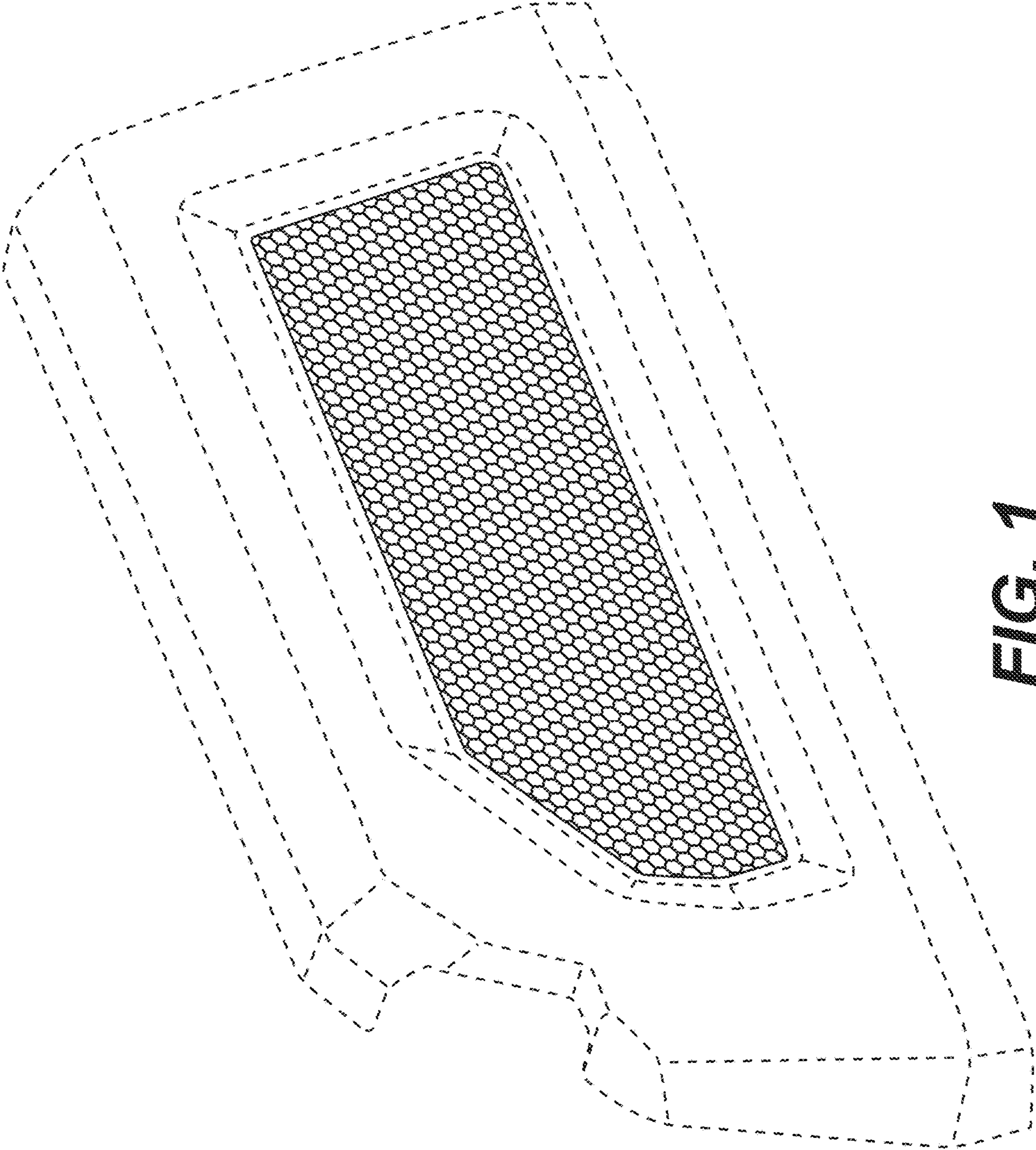


FIG. 1

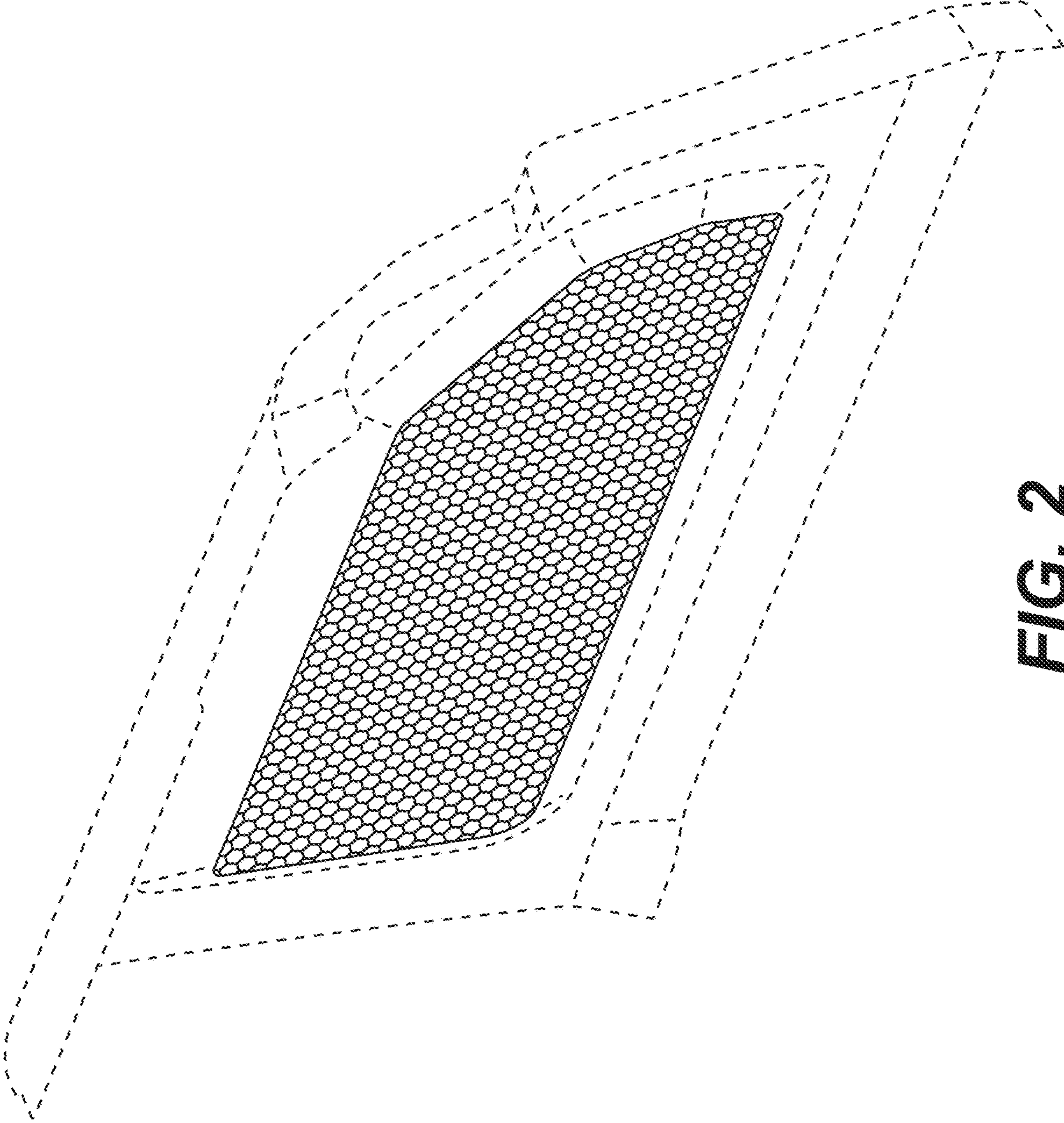


FIG. 2

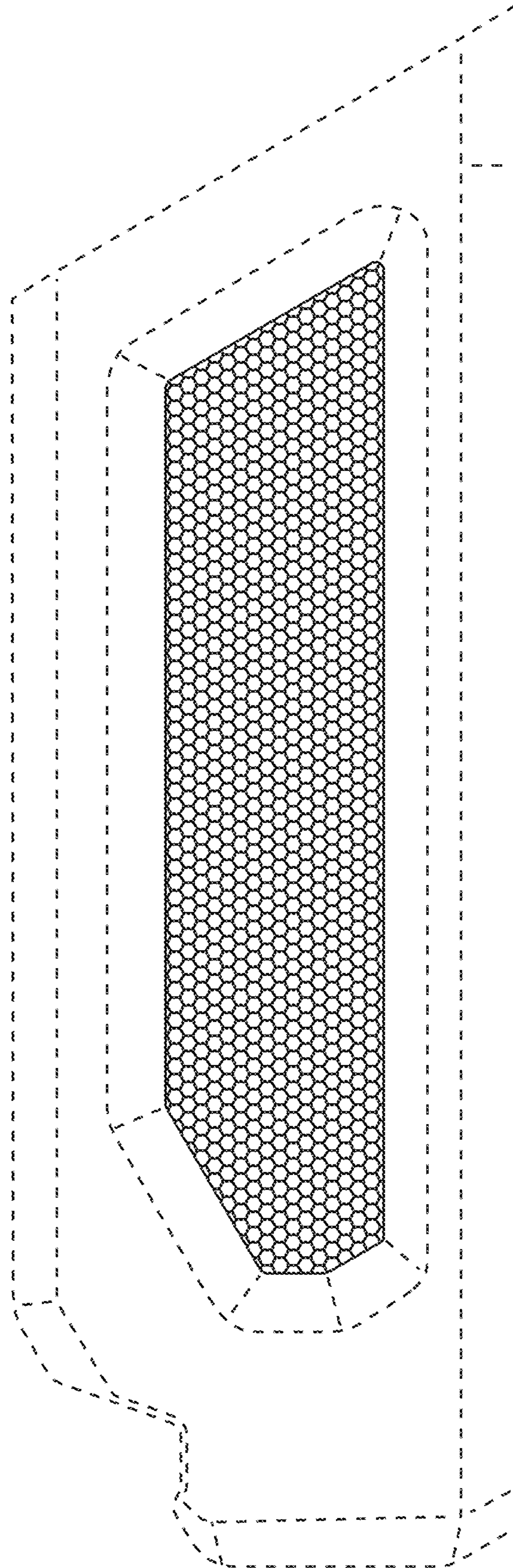


FIG. 3




FIG. 4




FIG. 5



FIG. 6

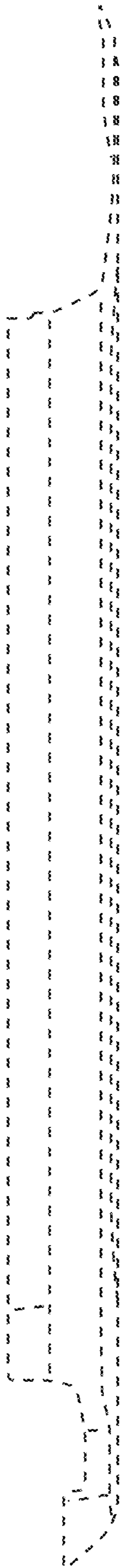


FIG. 7

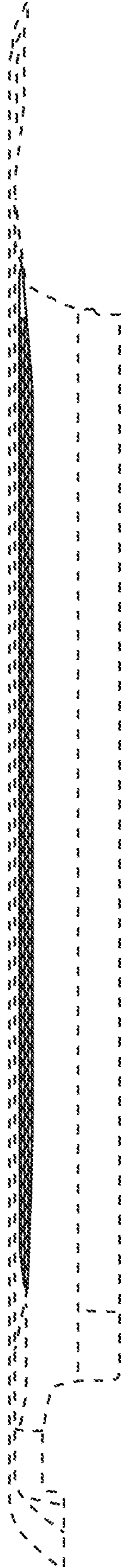


FIG. 8