



US00D978738S

(12) **United States Design Patent** (10) **Patent No.:** **US D978,738 S**
Wheel (45) **Date of Patent:** **** Feb. 21, 2023**

(54) **VEHICLE GRILLE WITH REPEATING MESH PATTERN**
(71) Applicant: **JAGUAR LAND ROVER LIMITED**,
Coventry (GB)
(72) Inventor: **Andrew Wheel**, Coventry (GB)
(73) Assignee: **JAGUAR LAND ROVER LIMITED**,
Coventry (GB)

D844,497 S * 4/2019 Frascella D12/163
D849,612 S * 5/2019 Grand D12/163
D865,579 S * 11/2019 Battams D12/163
D865,580 S * 11/2019 Pollard D12/163
D903,540 S * 12/2020 Gilbert D12/163
D909,924 S * 2/2021 Battams D12/163
D912,583 S * 3/2021 Wheel D12/163
D929,273 S * 8/2021 Piaskowski D12/163
D952,524 S * 5/2022 Wheel D12/163

(**) Term: **15 Years**
(21) Appl. No.: **29/763,045**
(22) Filed: **Dec. 21, 2020**

(30) **Foreign Application Priority Data**
Jun. 29, 2020 (EM) 008026330-0005
(51) **LOC (14) Cl.** **12-16**
(52) **U.S. Cl.**
USPC **D12/163**
(58) **Field of Classification Search**
USPC D12/82, 85, 86, 87, 88, 89, 90, 91, 92,
D12/93, 96, 97, 98, 99, 163, 164, 165,
D12/166, 167, 169, 170, 171, 172, 173,
D12/181, 184, 185, 190, 196, 216, 223,
D12/400; D21/533, 548, 552, 561;
D15/31
CPC B60R 19/00; B60R 19/02; B60R 19/04;
B60R 19/18; B60R 19/24; B60R 19/26;
B60R 19/52; B60R 19/56; B60R
2019/525; B60R 2019/527; B60K 11/08;
B60K 11/085; B62D 25/08
See application file for complete search history.

OTHER PUBLICATIONS

2023 Land Rover Discovery, Published Oct. 14, 2021 [online],
[retrieved on Jan. 2, 2022]. Retrieved from the Internet: https://www.motorauthority.com/news/1133864_2023-land-rover-discovery-price-specs-review-photos-info (Year: 2021).*

* cited by examiner

Primary Examiner — Cary M Robinson
Assistant Examiner — Adam C Mager
(74) *Attorney, Agent, or Firm* — Reising Ethington P.C.

(57) **CLAIM**

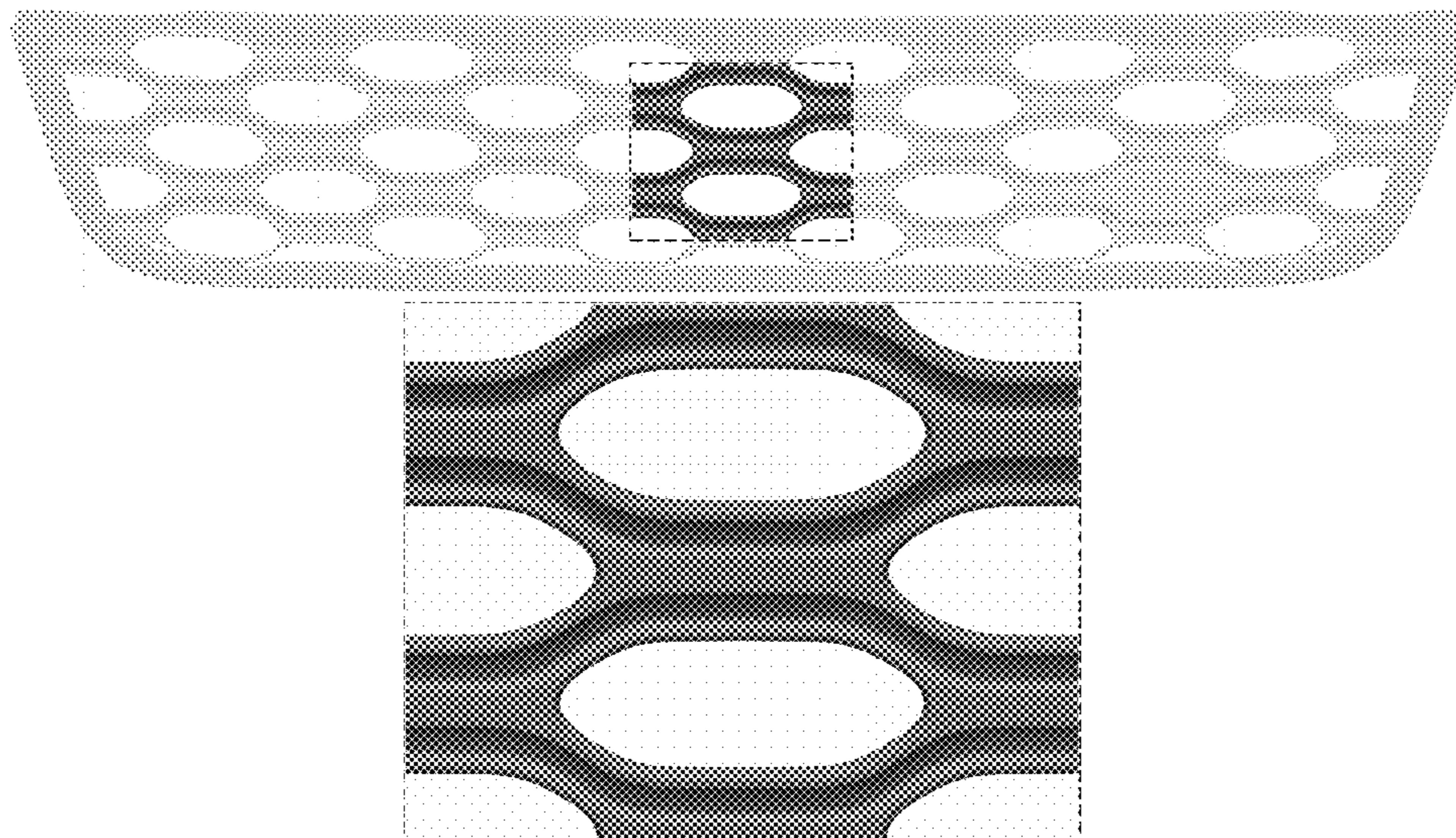
The ornamental design for a vehicle grille with repeating mesh pattern, as shown and described.

DESCRIPTION

FIG. 1 is a front view of a vehicle grille with repeating mesh pattern;
FIG. 2 is an enlarged view taken at the broken line boundary in FIG. 1;
FIG. 3 is a perspective view thereof; and,
FIG. 4 is an enlarged view taken at the broken line boundary in FIG. 3.
The broken lines in the drawings represent the boundaries of the claimed design and form no part thereof. The claimed design is indicated in FIGS. 1 and 3 by the relatively darker portions of the vehicle grille with repeating mesh pattern, while the relatively lighter portions form no part of the claimed design.

(56) **References Cited**
U.S. PATENT DOCUMENTS
D589,853 S * 4/2009 Saridakis D12/163
D712,318 S * 9/2014 Mays D12/163

1 Claim, 4 Drawing Sheets



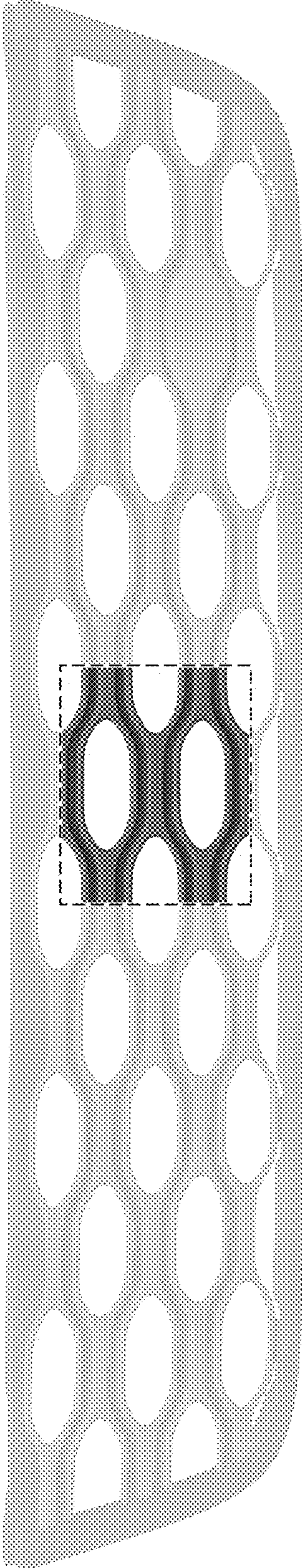


FIG. 1

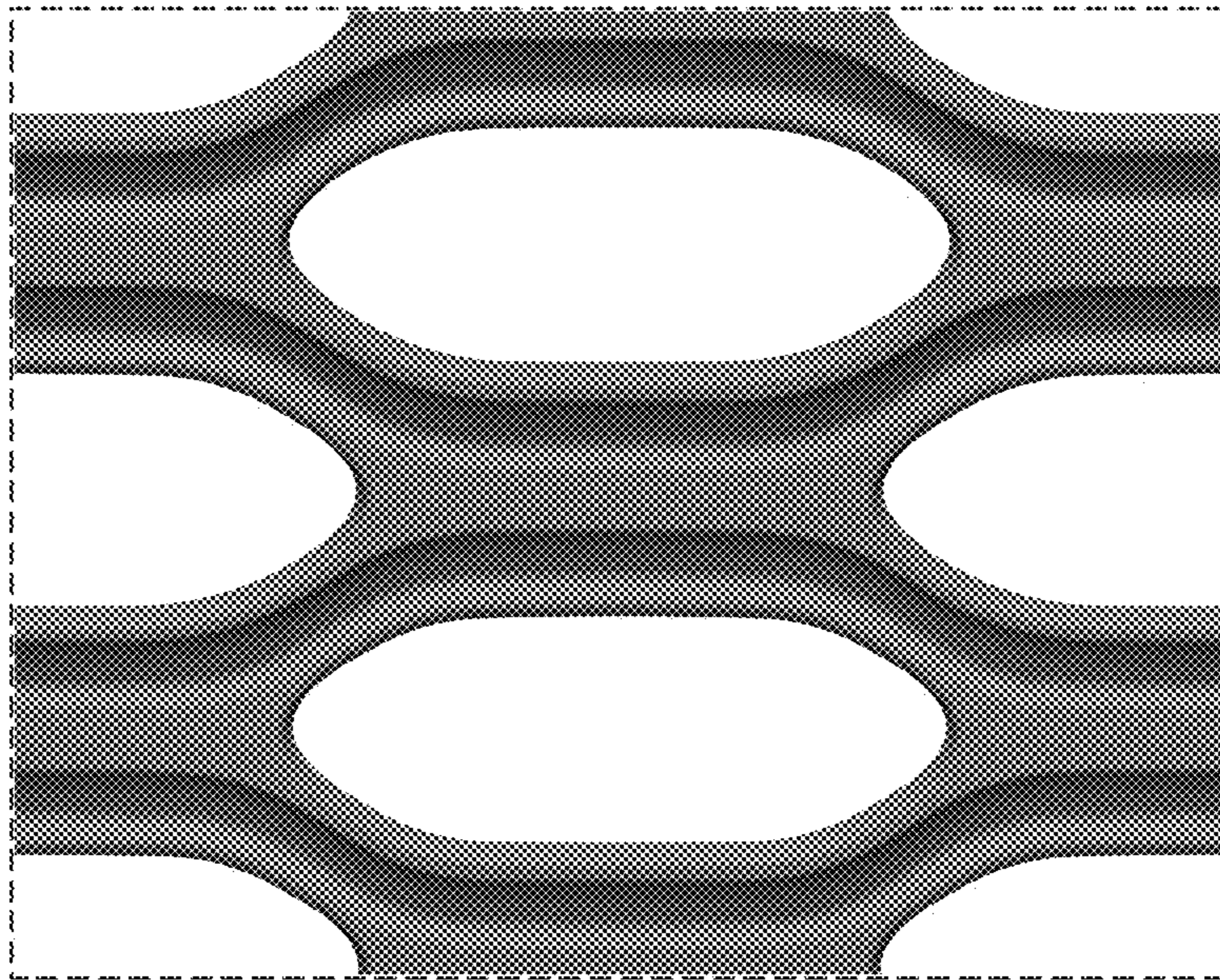


FIG. 2

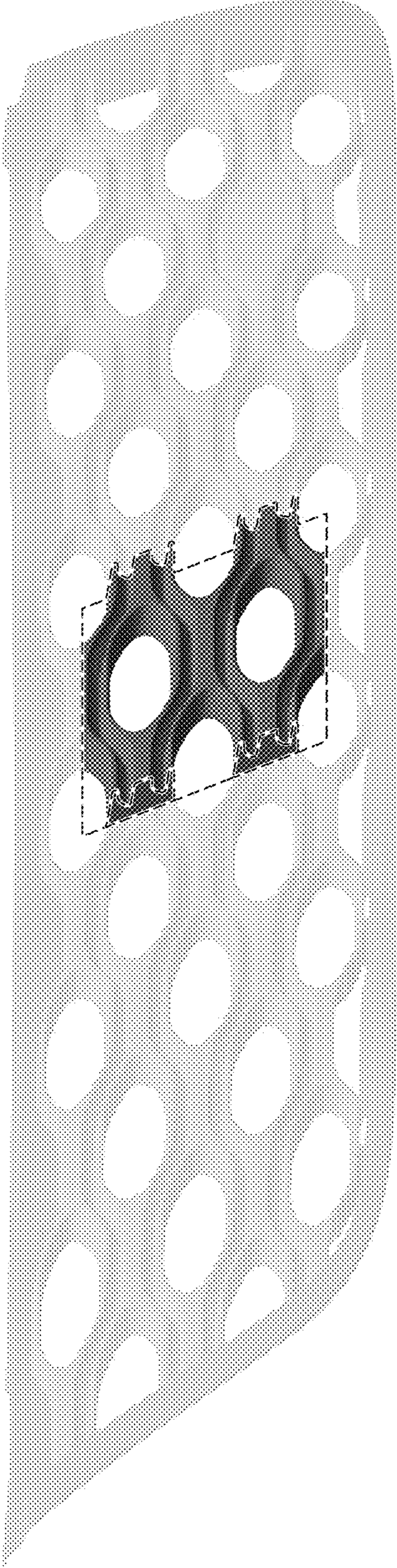


FIG. 3




FIG. 4