



US00D978711S

(12) **United States Design Patent**
Hua

(10) **Patent No.:** **US D978,711 S**
(45) **Date of Patent:** **** Feb. 21, 2023**

- (54) **PLANTER**
- (71) Applicant: **ATT Southern, Inc.**, Camp Hill, PA (US)
- (72) Inventor: **Jiang Sheng Hua**, Haining (CN)
- (73) Assignee: **ATT Southern, Inc.**, Camp Hill, PA (US)
- (**) Term: **15 Years**
- (21) Appl. No.: **29/705,454**
- (22) Filed: **Sep. 12, 2019**
- (51) **LOC (14) Cl.** **11-02**
- (52) **U.S. Cl.**
USPC **D11/152**; D7/584
- (58) **Field of Classification Search**
USPC D7/500, 587, 565, 560, 543, 584, 523;
D30/130; D19/104; D11/152, 143;
D9/428
CPC A47G 19/025; A47G 19/02
See application file for complete search history.

(56) **References Cited**

U.S. PATENT DOCUMENTS

- 5,101,996 A * 4/1992 Mosley B65D 21/08
206/218
- D428,771 S * 8/2000 Novi D7/523
- 6,431,389 B1 * 8/2002 Jerstroem A47J 36/02
220/574
- D485,126 S * 1/2004 Watson D7/584
- D510,053 S 9/2005 Harbaugh
- D549,040 S * 8/2007 Henry D7/354
- D565,356 S * 4/2008 Mellen D7/376
- D591,590 S * 5/2009 Wilson D9/428
- D598,238 S * 8/2009 Durdon D7/354
- D607,329 S * 1/2010 Diss D7/587
- D614,453 S * 4/2010 Curtin D7/629

- 7,886,484 B1 * 2/2011 Chen A01G 9/02
47/65.5
- D671,166 S * 11/2012 Papenfuß D19/104
- 8,328,014 B2 * 12/2012 Saunders B65D 21/00
206/427
- D688,892 S * 9/2013 Bowling D6/405
- 8,556,099 B2 * 10/2013 Perlman B65D 21/086
220/8
- 8,887,942 B2 * 11/2014 Miksovsky B65D 1/40
220/521
- D728,865 S * 5/2015 Tsengas D30/129
- D734,204 S * 7/2015 Thuma D11/152
- D745,228 S * 12/2015 Scaba D30/129
- 9,237,692 B2 1/2016 Harbaugh
- D761,061 S * 7/2016 McConnell D7/587
- 9,474,397 B2 * 10/2016 Minnette A47G 19/02
- D770,233 S * 11/2016 Raphael D7/584
- D773,126 S * 11/2016 Scaba A45F 3/20
D30/129

(Continued)

Primary Examiner — Cynthia R Underwood

(74) *Attorney, Agent, or Firm* — Brooks Kushman P.C.

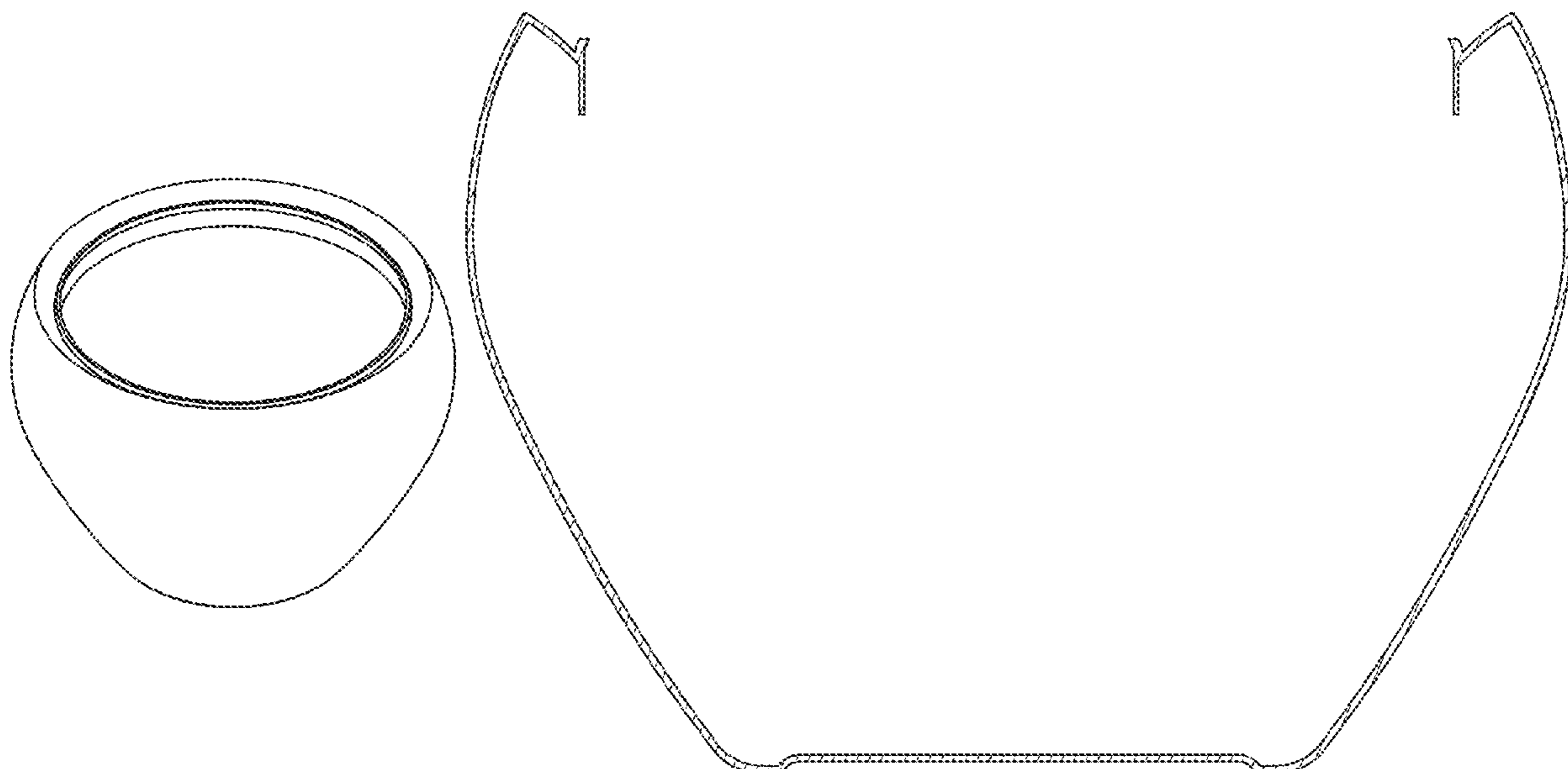
(57) **CLAIM**

The ornamental design for a planter, as shown and described.

DESCRIPTION

FIG. 1 is a front perspective view of a planter according to an embodiment;
 FIG. 2 is a top plan view of the planter of FIG. 1;
 FIG. 3 is a front elevation view, a rear elevation view, a right side elevation view and a left side elevation view of the planter of FIG. 1;
 FIG. 4 is cross-sectional view of the planter of FIG. 1, shown enlarged, taken along line 4-4 in FIG. 3;
 FIG. 5 is a bottom view of the planter of FIG. 1; and,
 FIG. 6 is a bottom perspective view of the planter of FIG. 1. The dashed line in FIG. 3 depicts a section line marker and forms no part of the claim.

1 Claim, 2 Drawing Sheets



(56)

References Cited

U.S. PATENT DOCUMENTS

D787,274	S	*	5/2017	Gagnon	D7/586
D813,665	S	*	3/2018	White	D9/428
D814,294	S	*	4/2018	White	D9/428
D828,102	S	*	9/2018	Kasha	D7/584
D832,136	S	*	10/2018	Wang	D11/152
D838,551	S	*	1/2019	Biber	D7/584
D846,432	S	*	4/2019	Olofsson	D6/403
D850,863	S	*	6/2019	Miksovsky	D7/584
D854,926	S	*	7/2019	Tung	D9/428
D861,480	S	*	10/2019	Barrett	D9/428
D868,619	S	*	12/2019	Fohr	D11/152
D869,240	S	*	12/2019	Modi	D7/584
D879,658	S	*	3/2020	Ockenfeld	D11/152
D890,991	S	*	7/2020	Makabi	D28/99
D896,037	S	*	9/2020	Rollens	D7/584
D897,834	S	*	10/2020	Lee	D9/428
D915,828	S	*	4/2021	Schiermeier	D7/554.2
D918,712	S	*	5/2021	Bontrager	D9/428
D919,428	S	*	5/2021	Shah	D9/428
D920,097	S	*	5/2021	Rapparini	D9/428
D928,031	S	*	8/2021	Klaar	D11/152
D933,522	S	*	10/2021	Joyce	D11/152
2002/0112614	A1	*	8/2002	Zoss	A21D 10/025 99/426
2011/0056130	A1	*	3/2011	Wang	A01G 9/02 47/65.5
2012/0017837	A1	*	1/2012	Crawford	A01K 5/01 119/61.1
2013/0104505	A1	*	5/2013	Minnette	B65B 7/2878 53/471
2014/0326735	A1	*	11/2014	Minnette	A47G 19/02 220/574

* cited by examiner

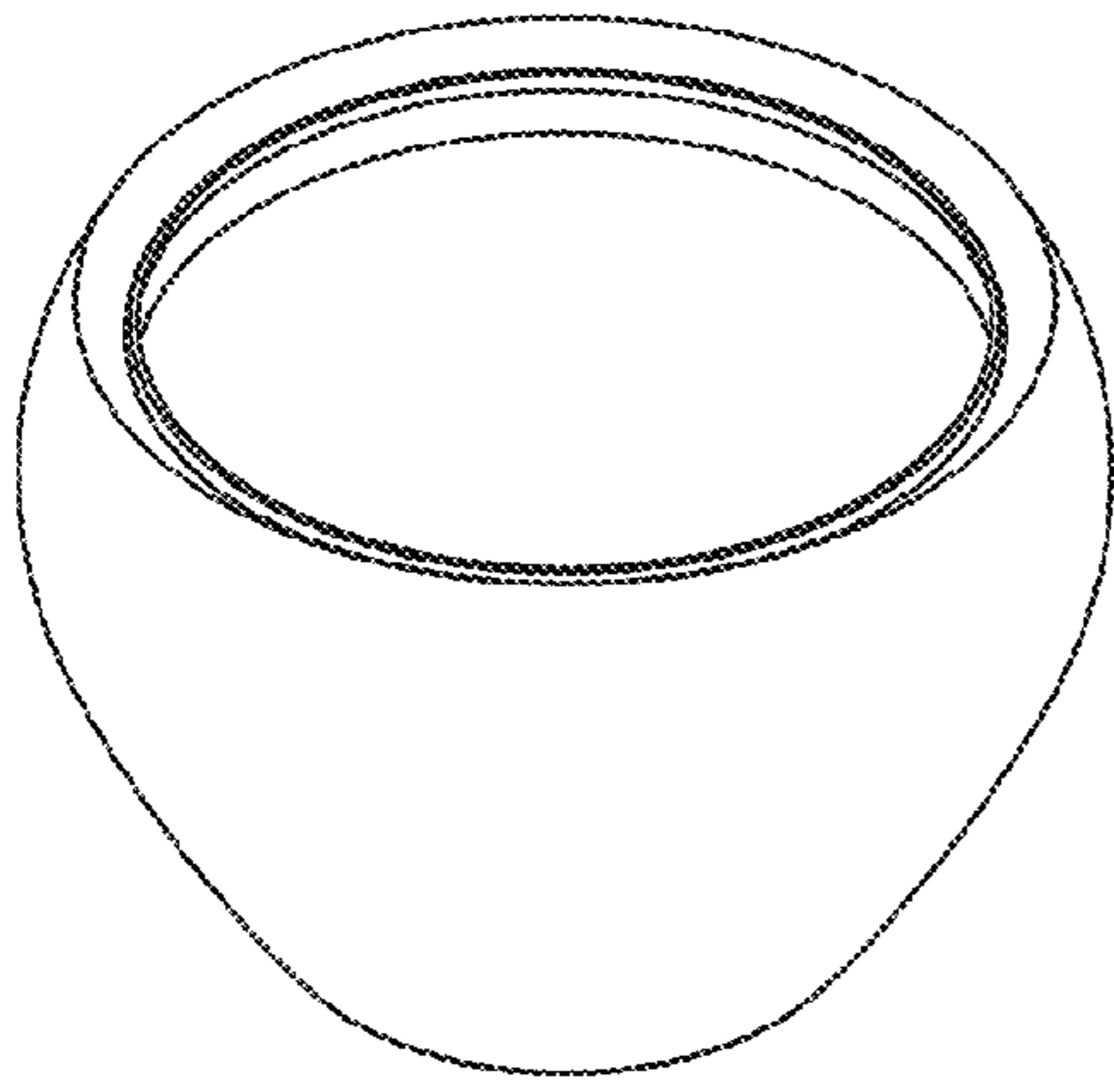


FIG. 1

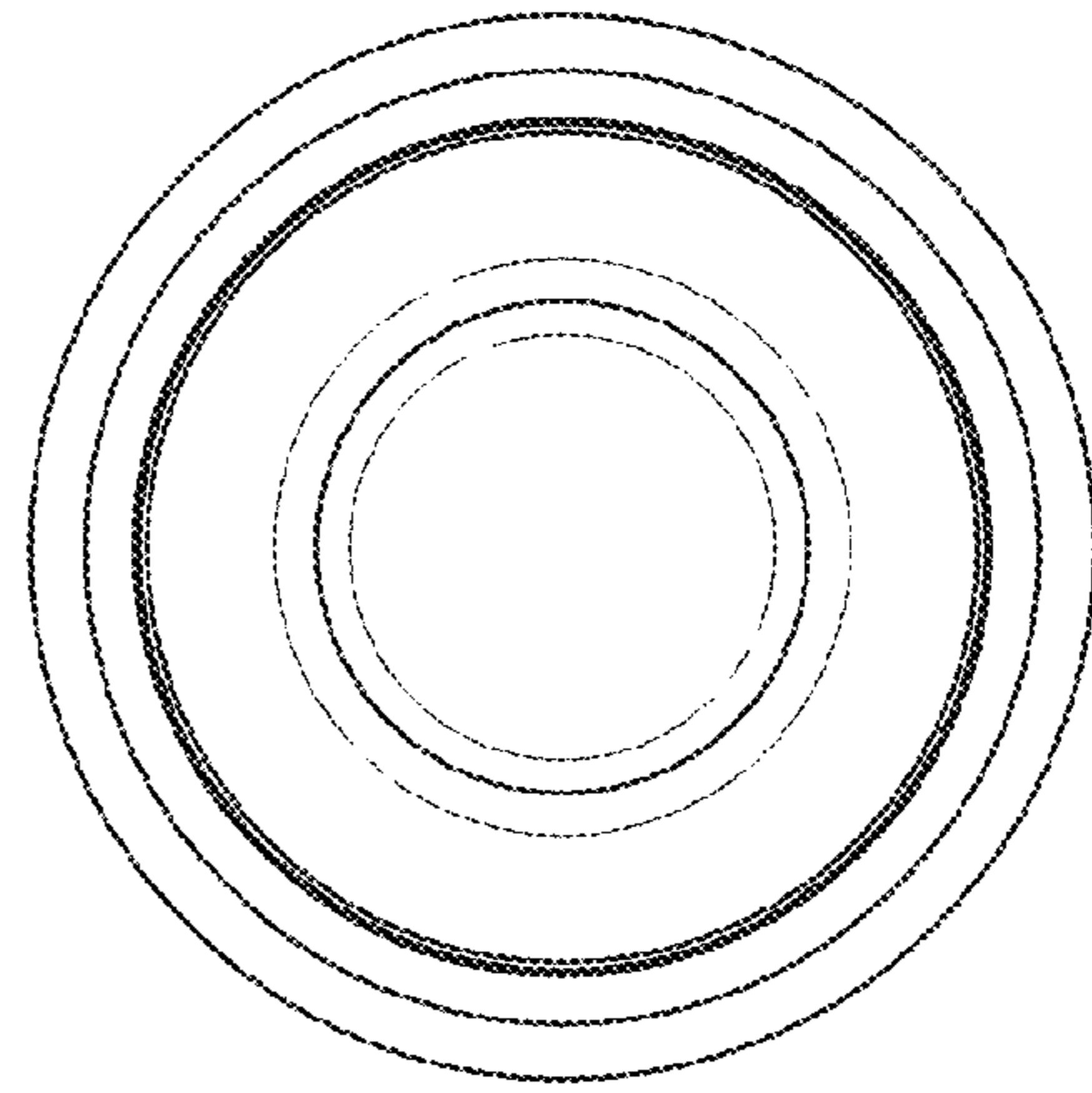


FIG. 2

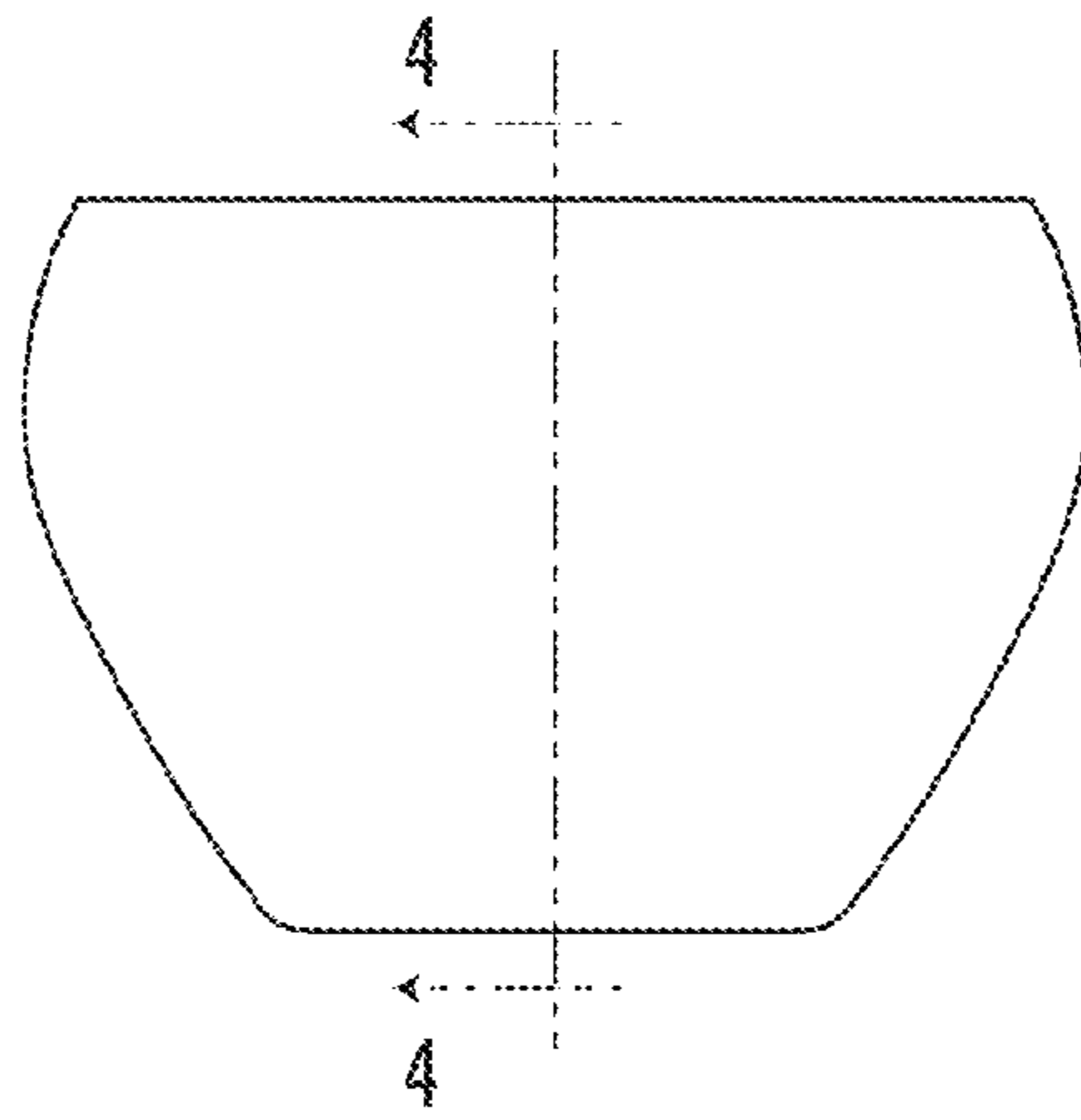


FIG. 3




FIG. 4

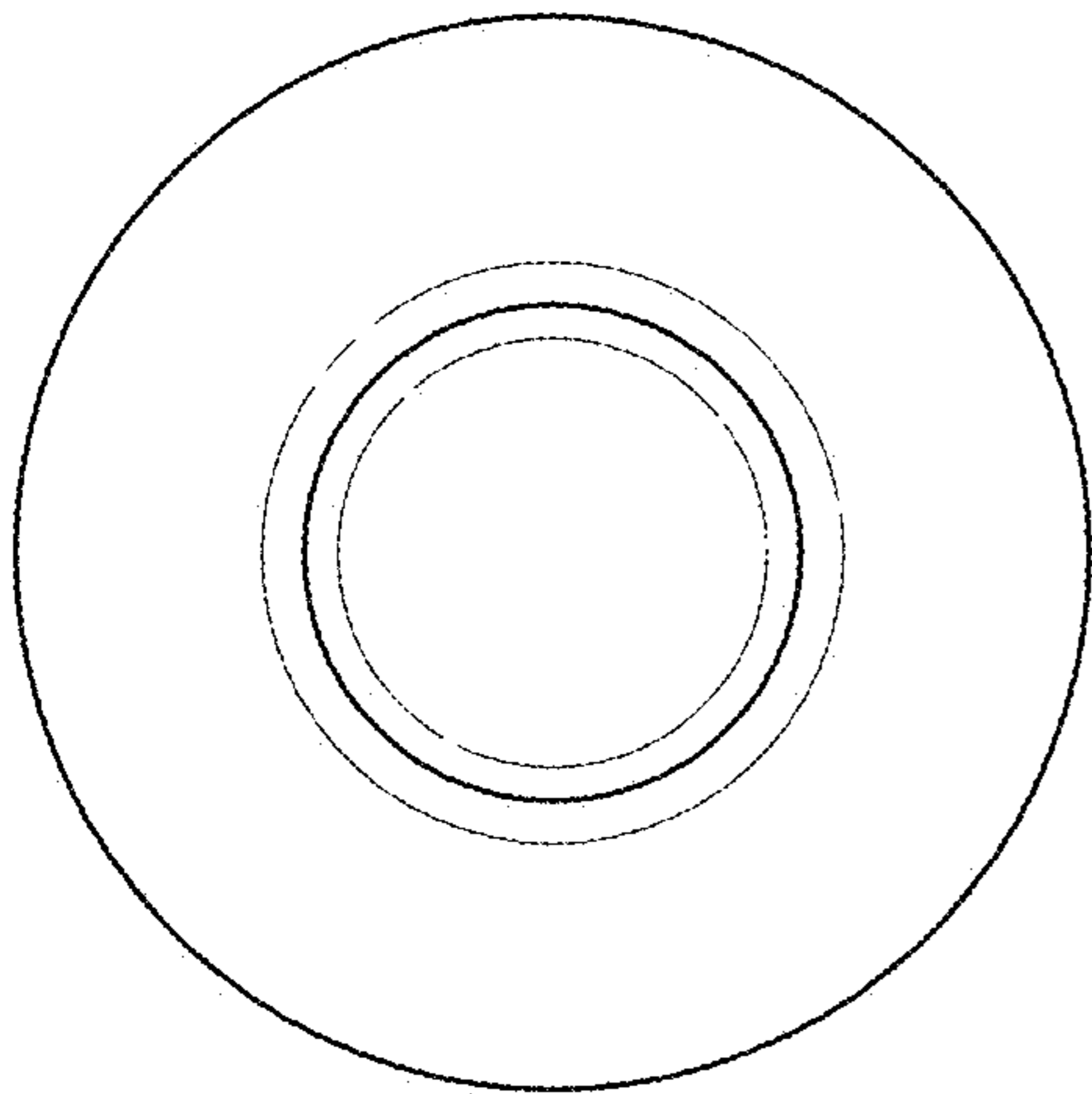


FIG. 5

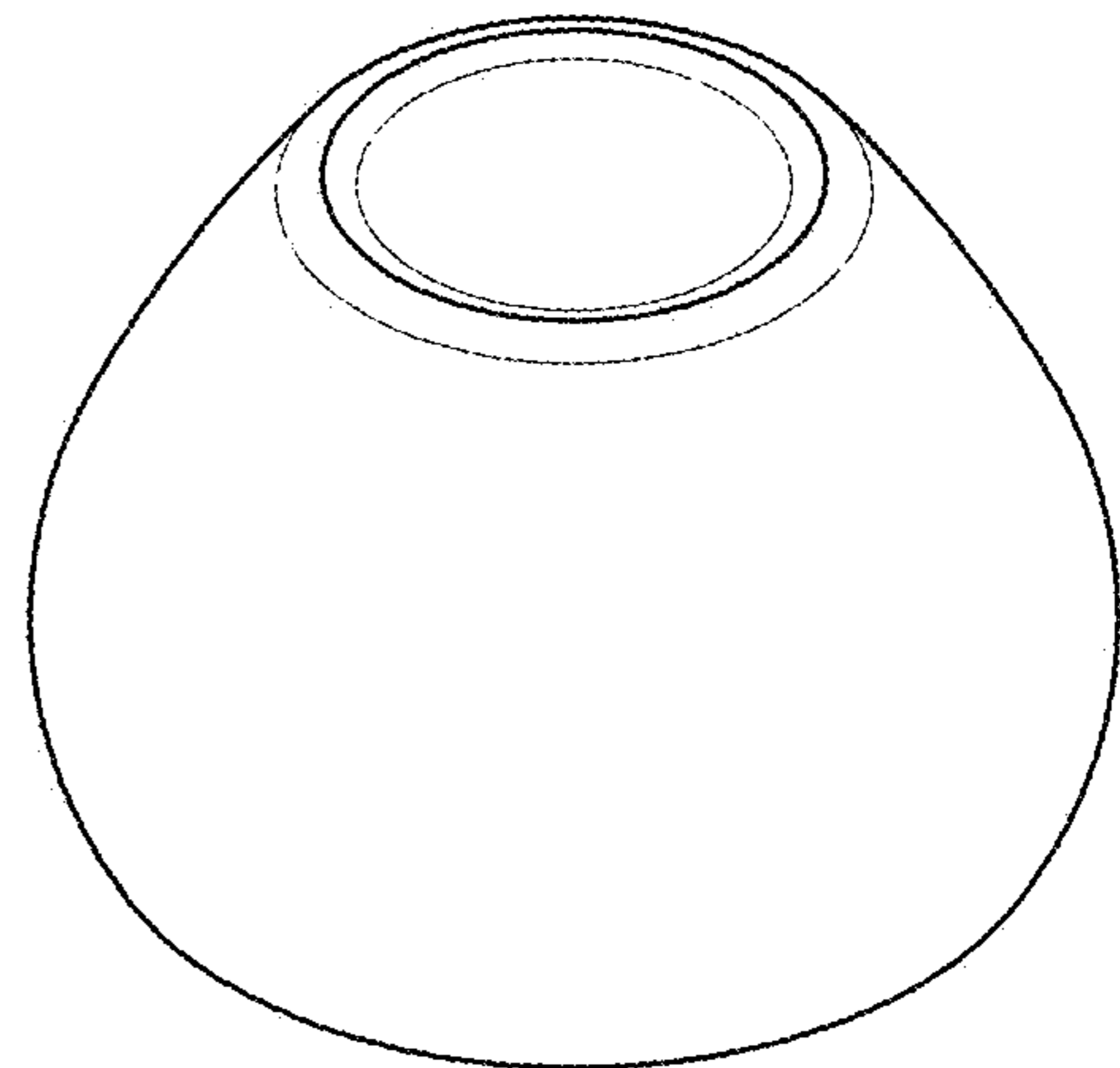


FIG. 6