

US00D978703S

(12) **United States Design Patent** (10) **Patent No.:** **US D978,703 S**
Tinguély (45) **Date of Patent:** **** Feb. 21, 2023**

(54) **WATCH DIAL**
(71) Applicant: **RICHEMONT INTERNATIONAL SA, Villars-sur-Glâne (CH)**
(72) Inventor: **Marie Tinguély, Morges (CH)**
(73) Assignee: **RICHEMONT INTERNATIONAL SA, Villars-sur-Glâne (CH)**

D490,716 S 6/2004 Peraldi
D491,472 S 6/2004 Peraldi
D514,455 S 2/2006 Peraldi et al.
D540,699 S * 4/2007 Niculescu D10/39
D565,972 S 4/2008 Rochat
D623,976 S * 9/2010 Rabassa D10/125
D627,248 S * 11/2010 Dias D10/125
(Continued)

(**) Term: **15 Years**
(21) Appl. No.: **29/818,690**
(22) Filed: **Dec. 9, 2021**

FOREIGN PATENT DOCUMENTS
GB 80746020003000 10/2010
GB 80746020006000 10/2010
(Continued)

Related U.S. Application Data

(62) Division of application No. 35/510,229, filed on Mar. 4, 2020 (U.S. filing date under 35 U.S.C. 384), and having an international filing date of Mar. 4, 2020, now Pat. No. Des. 944,677.

Primary Examiner — George D. Kirschbaum
(74) *Attorney, Agent, or Firm* — Fross, Zelnick, Lehrman & Zissu PC; Charles T. J. Weigell, Esq.

(51) **LOC (14) Cl.** **10-07**
(52) **U.S. Cl.**
USPC **D10/125**
(58) **Field of Classification Search**
USPC D10/38, 39, 123, 124, 125
CPC G04G 17/00; G04B 99/00; G04B 19/06
See application file for complete search history.

(57) **CLAIM**
The ornamental design for a watch dial, as shown and described.

DESCRIPTION

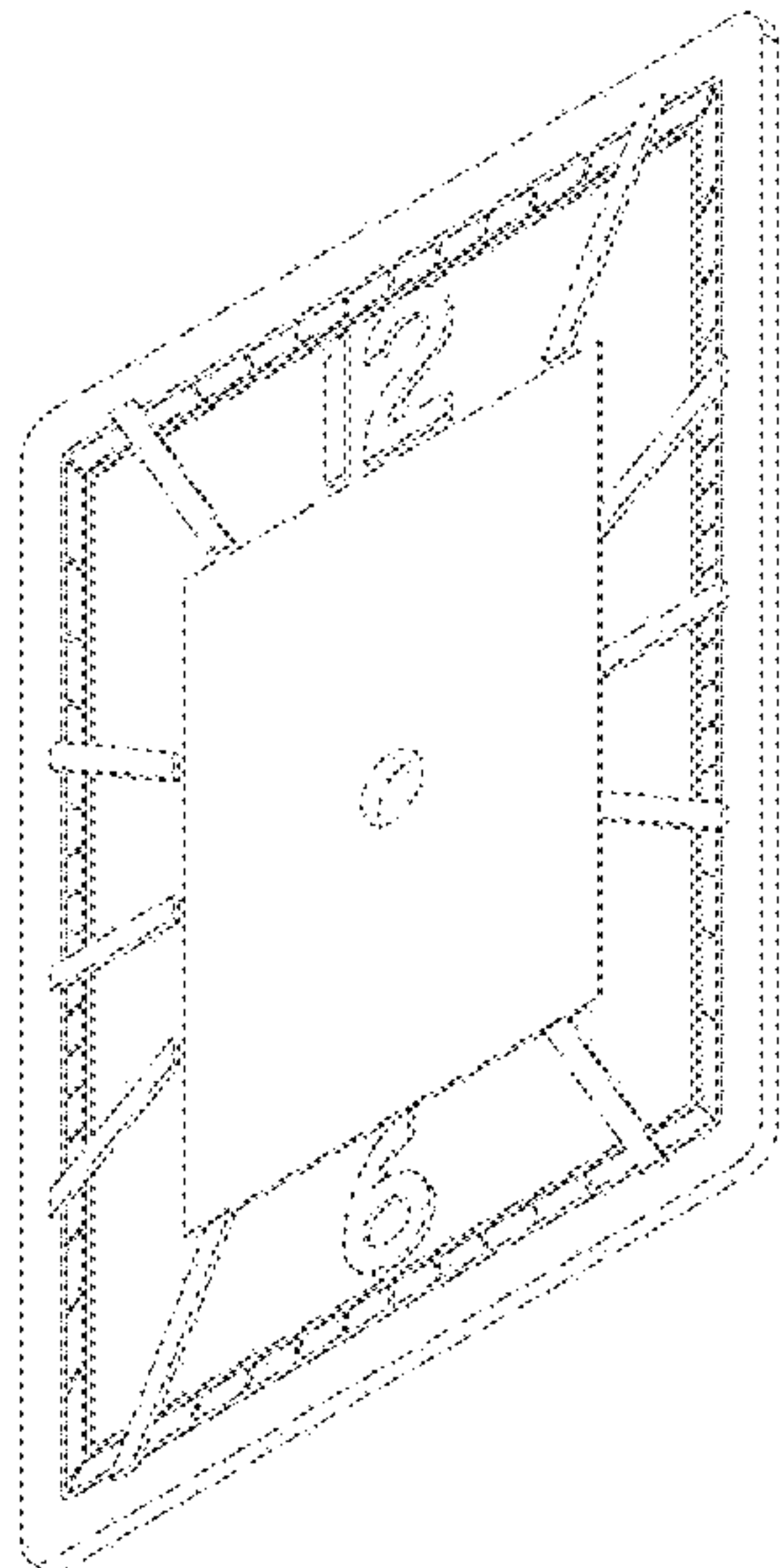
FIG. 1 is a front perspective view of a watch dial showing my new design;
FIG. 2 is a front view thereof;
FIG. 3 is a back view thereof;
FIG. 4 is a left side view thereof;
FIG. 5 is a right side view thereof;
FIG. 6 is a top view thereof;
FIG. 7 is a bottom view thereof;
FIG. 8 is a front perspective view of a watch dial showing my new design in an alternative embodiment;
FIG. 9 is a front view thereof;
FIG. 10 is a back view thereof;
FIG. 11 is a left side view thereof;
FIG. 12 is a right side view thereof;
FIG. 13 is a top view thereof; and,
FIG. 14 is a bottom view thereof.

(56) **References Cited**

U.S. PATENT DOCUMENTS

D277,649 S 2/1985 Glauser
D352,471 S * 11/1994 Besson D10/39
D356,041 S * 3/1995 Bulgari D10/30
D361,728 S * 8/1995 Bulgari D10/30
D363,882 S 11/1995 Bodino
D377,148 S 1/1997 Bodino
D382,211 S 8/1997 Bodino
D396,811 S * 8/1998 Bulgari D10/30
D474,700 S 5/2003 Court

1 Claim, 12 Drawing Sheets



(56)

References Cited

U.S. PATENT DOCUMENTS

D678,785	S		3/2013	Rochat	
D741,203	S	*	10/2015	Giannini	D10/125
D747,994	S	*	1/2016	Stegmann	D10/125
D756,243	S	*	5/2016	Giannini	D10/125
D860,032	S	‡	9/2019	Schetter	D10/126
D873,681	S		1/2020	Tinguely	
D878,933	S	*	3/2020	Tinguely	D10/39
D880,332	S	‡	4/2020	Charrier	D10/126
D902,064	S	*	11/2020	Abeillon	D10/125
D902,065	S	*	11/2020	Gimenez	D10/125
D912,557	S	‡	3/2021	Kaneko	D10/122
D912,558	S	‡	3/2021	Mechelany	D10/125
D915,235	S	‡	4/2021	Gruber-Beerfeltz	D10/126
D915,924	S	‡	4/2021	Pellegrino	D10/126
D922,413	S	*	6/2021	Chen	D10/39

FOREIGN PATENT DOCUMENTS

GB	80987860006000	11/2017
WO	DM/021266	4/1991
WO	DM/033994	4/1995
WO	DM/052552	3/2000
WO	DM/063508	12/2002
WO	DM/065292	4/2004

* cited by examiner

‡ imported from a related application

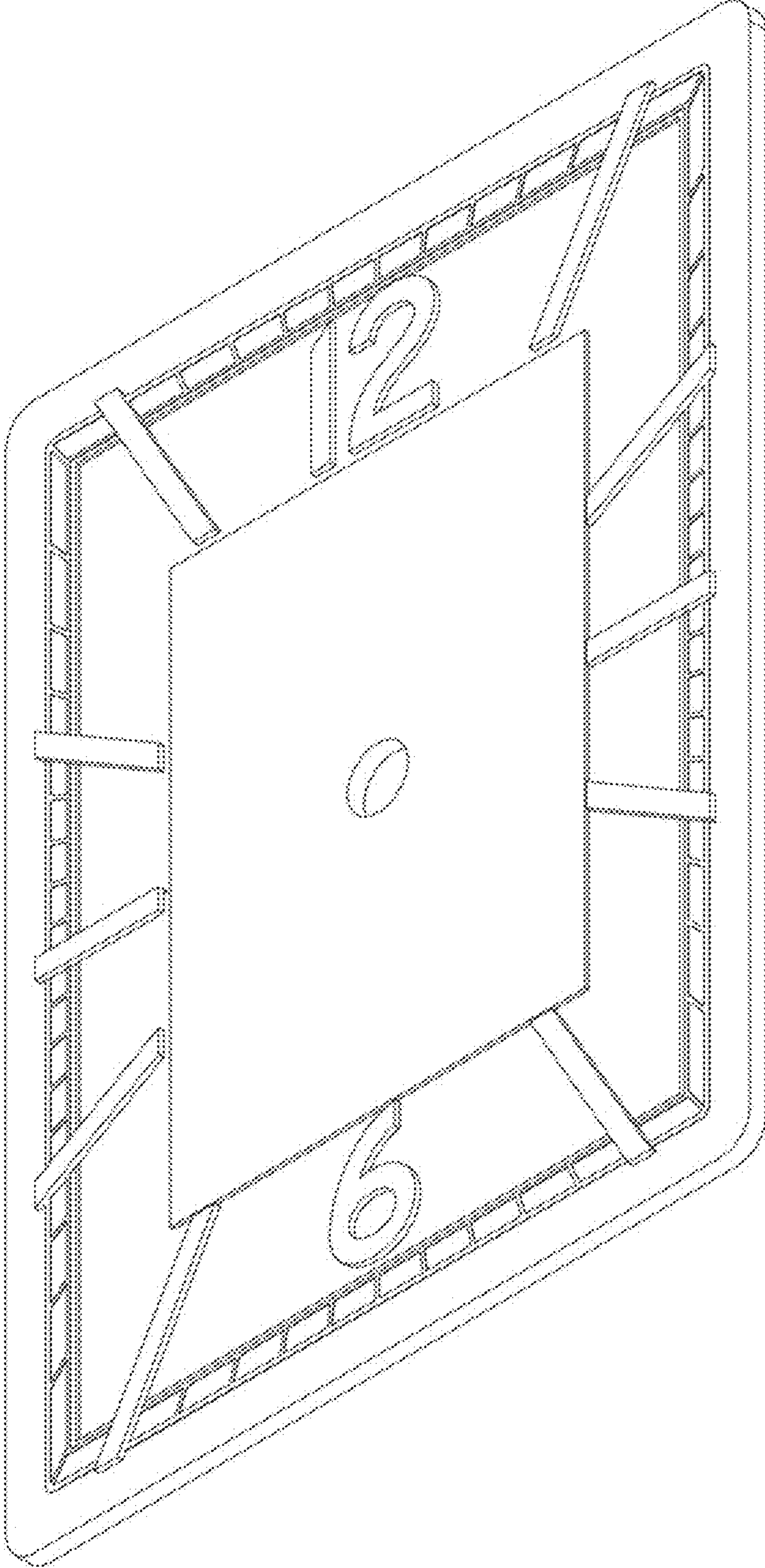


FIG. 1

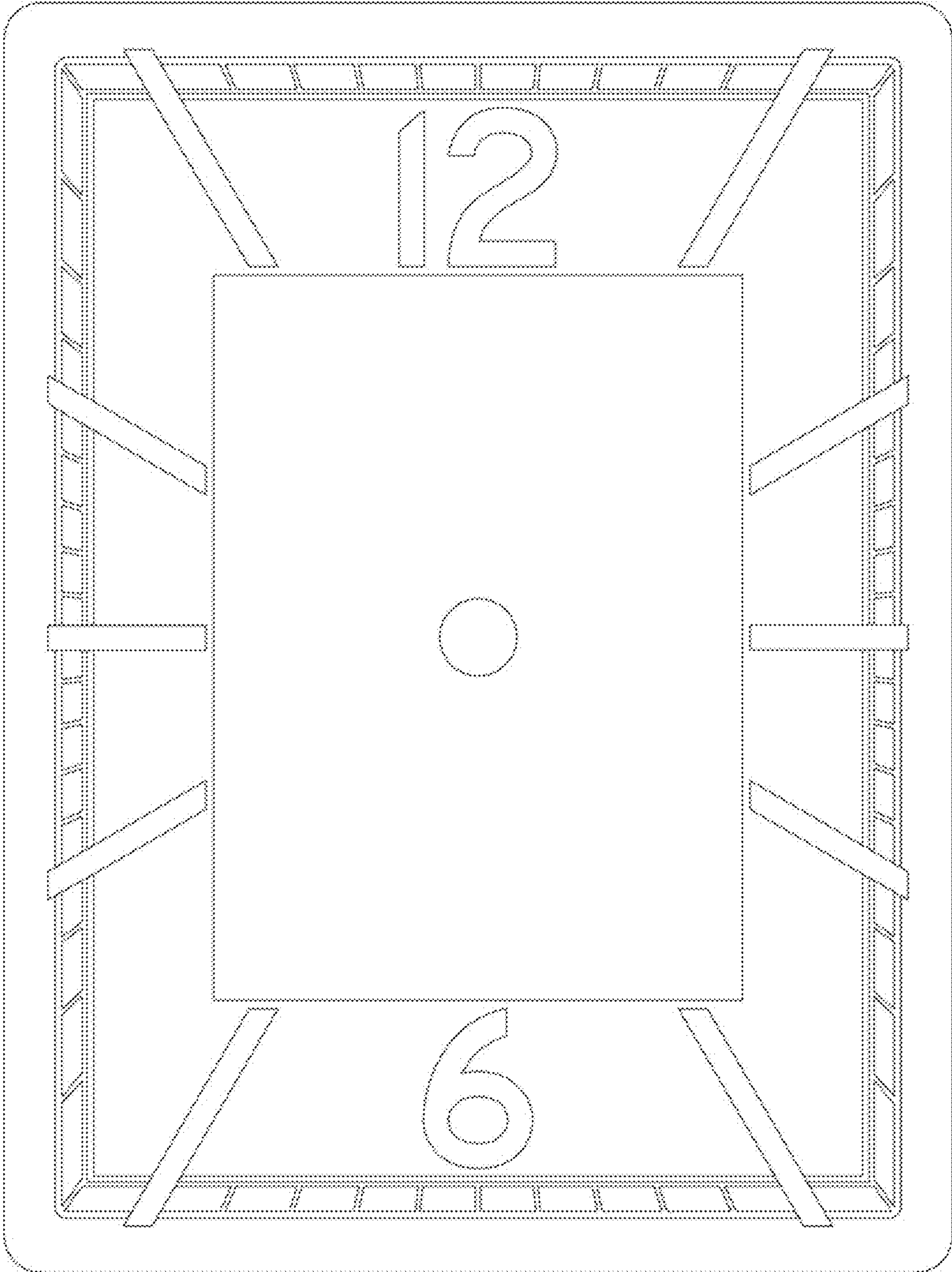


FIG. 2

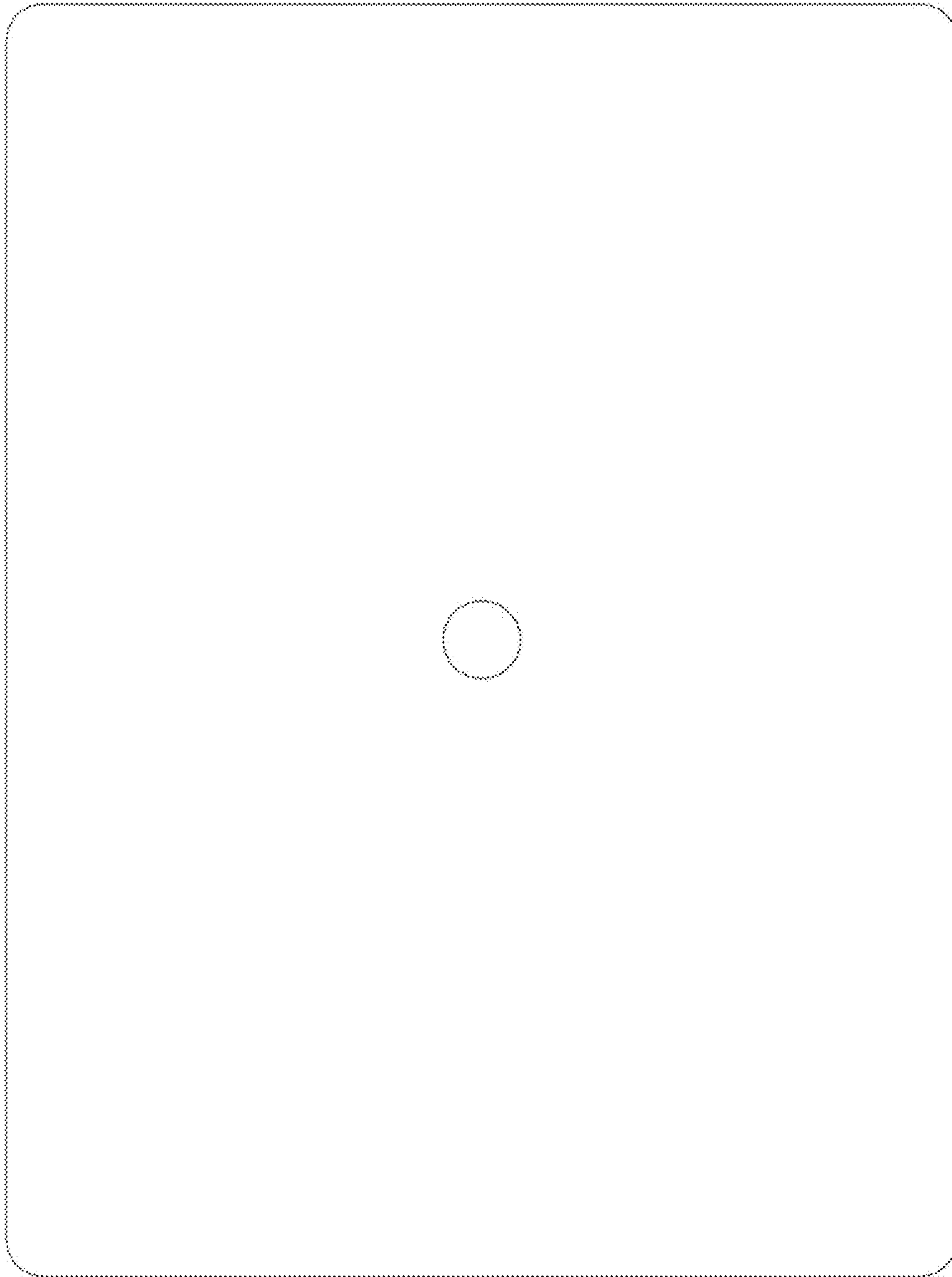


FIG. 3



FIG. 4

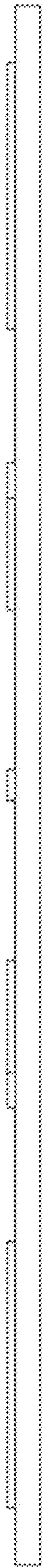


FIG. 5



FIG. 6




FIG. 7

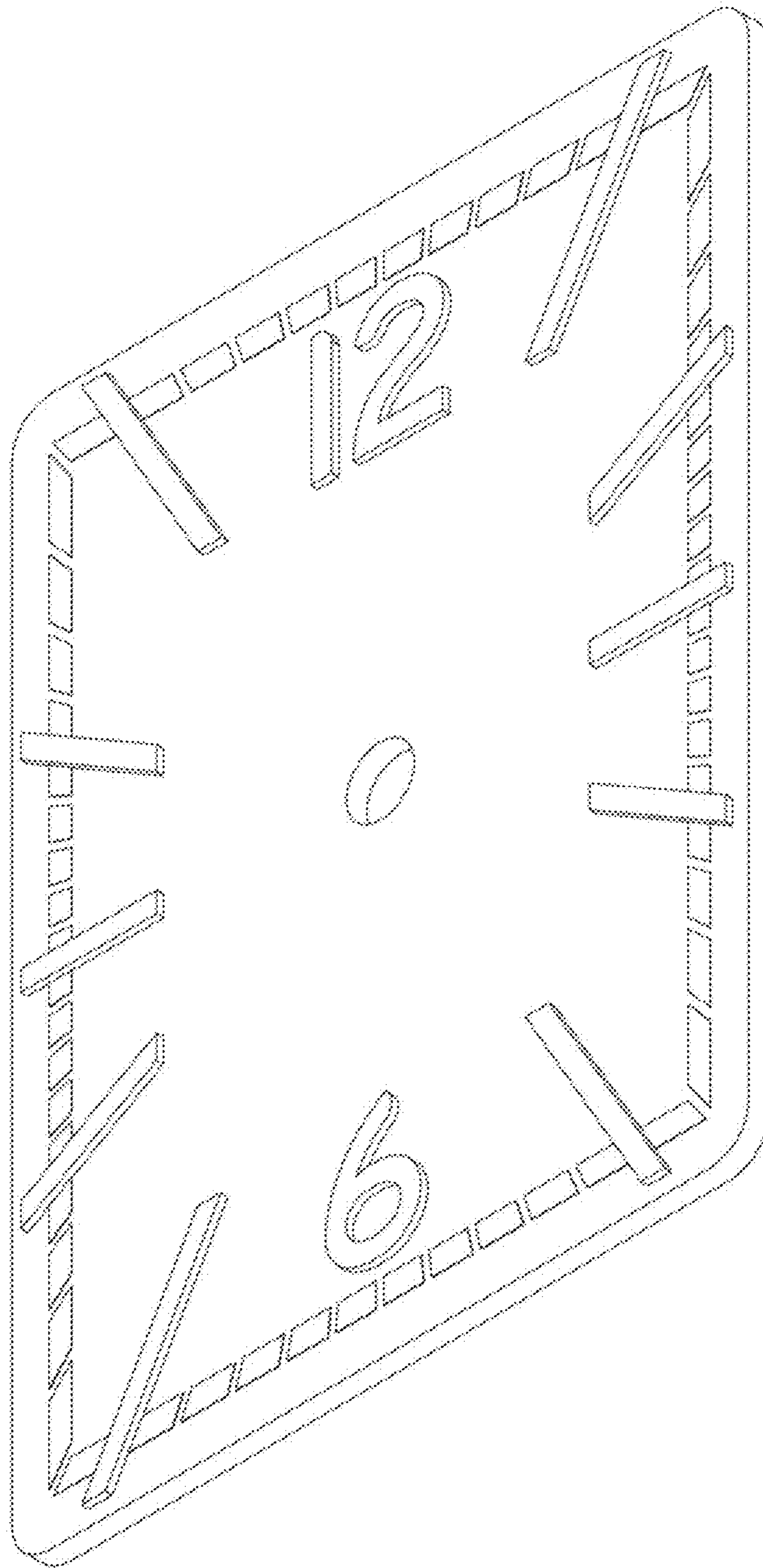


FIG. 8

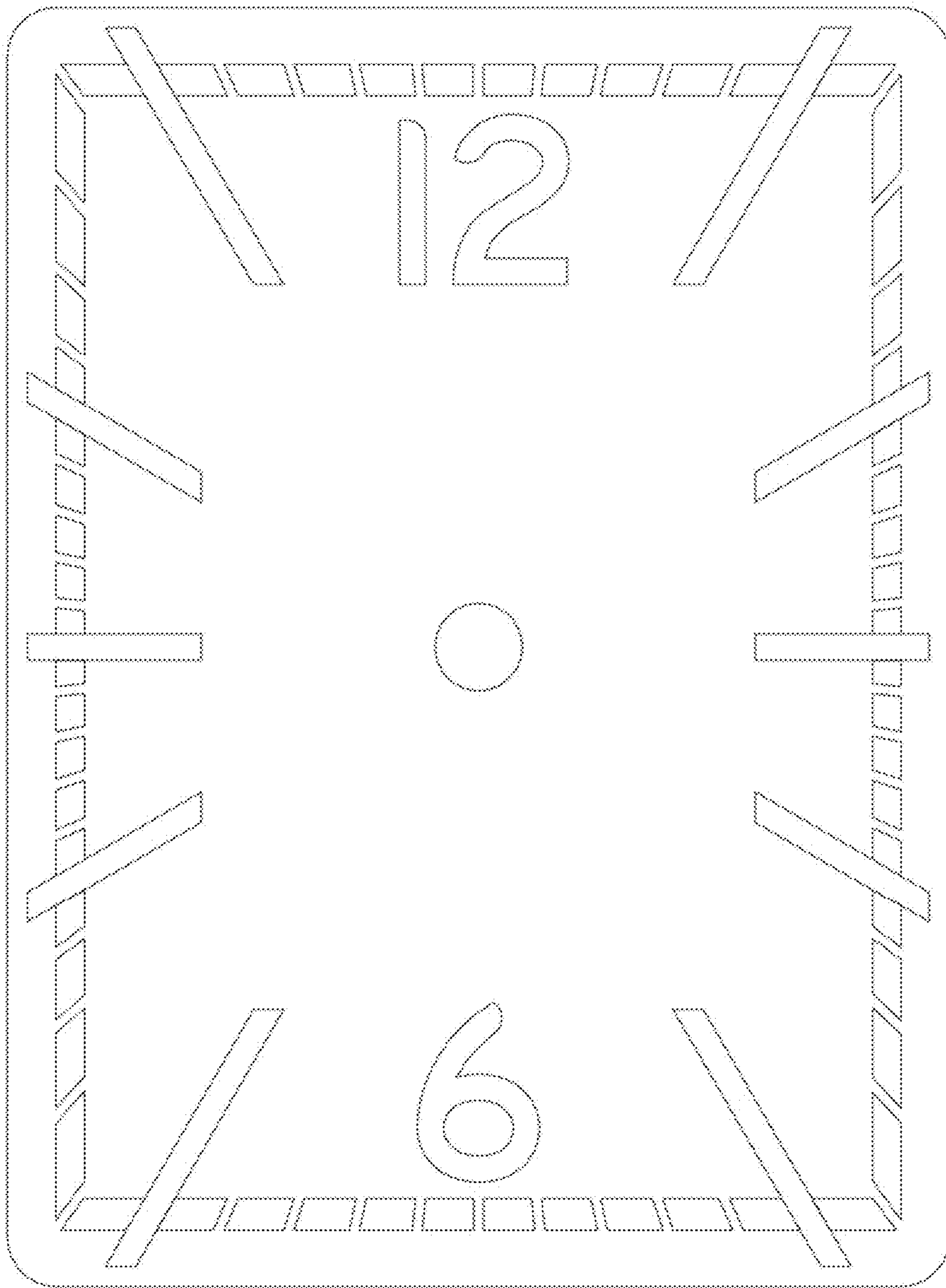


FIG. 9




FIG. 10

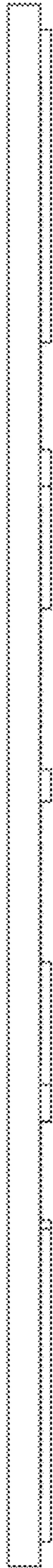


FIG. 11

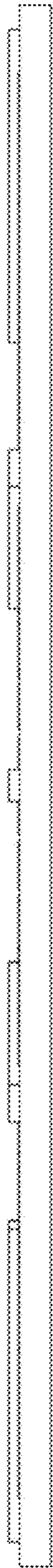


FIG. 12




FIG. 13




FIG. 14