



US00D978702S

(12) **United States Design Patent** (10) **Patent No.:** **US D978,702 S**
Tinguely (45) **Date of Patent:** **** Feb. 21, 2023**

- (54) **WATCH DIAL**
- (71) Applicant: **RICHEMONT INTERNATIONAL SA, Villars-sur-Glâne (CH)**
- (72) Inventor: **Marie Tinguely, Morges (CH)**
- (73) Assignee: **RICHEMONT INTERNATIONAL SA, Villars-sur-Glâne (CH)**
- (**) Term: **15 Years**
- (21) Appl. No.: **29/818,684**
- (22) Filed: **Dec. 9, 2021**

- D490,716 S 6/2004 Peraldi
- D491,472 S 6/2004 Peraldi
- D514,455 S 2/2006 Peraldi et al.
- D540,699 S * 4/2007 Niculescu D10/39
- D565,972 S 4/2008 Rochat
- D623,976 S * 9/2010 Rabassa D10/125
- D627,248 S * 11/2010 Dias D10/125
- D678,785 S 3/2013 Rochat
- D741,203 S * 10/2015 Giannini D10/125
- D747,994 S * 1/2016 Stegmann D10/125
- D756,243 S * 5/2016 Giannini D10/125
- D860,032 S † 9/2019 Schetter D10/126
- D873,681 S † 1/2020 Tinguely
- D878,933 S * 3/2020 Tinguely D10/39
- D880,332 S † 4/2020 Charrier D10/126

(Continued)

Related U.S. Application Data

- (62) Division of application No. 35/510,229, filed on Mar. 4, 2020 (U.S. filing date under 35 U.S.C. 384), and having an international filing date of Mar. 4, 2020, now Pat. No. Des. 944,677.
- (51) **LOC (14) Cl.** **10-07**
- (52) **U.S. Cl.**
USPC **D10/125**
- (58) **Field of Classification Search**
USPC D10/38, 39, 123, 124, 125
CPC G04G 17/00; G04B 99/00; G04B 19/06
See application file for complete search history.

References Cited

U.S. PATENT DOCUMENTS

- D277,649 S 2/1985 Glauser
- D352,471 S * 11/1994 Besson D10/39
- D356,041 S * 3/1995 Bulgari D10/30
- D361,728 S * 8/1995 Bulgari D10/30
- D363,882 S 11/1995 Bodino
- D377,148 S 1/1997 Bodino
- D382,211 S 8/1997 Bodino
- D396,811 S * 8/1998 Bulgari D10/30
- D474,700 S 5/2003 Court

FOREIGN PATENT DOCUMENTS

- GB 80746020003000 10/2010
- GB 80746020006000 10/2010

(Continued)

Primary Examiner — George D. Kirschbaum
(74) *Attorney, Agent, or Firm* — Fross, Zelnick, Lehrman & Zissu PC; Charles T. J. Welgell, Esq.

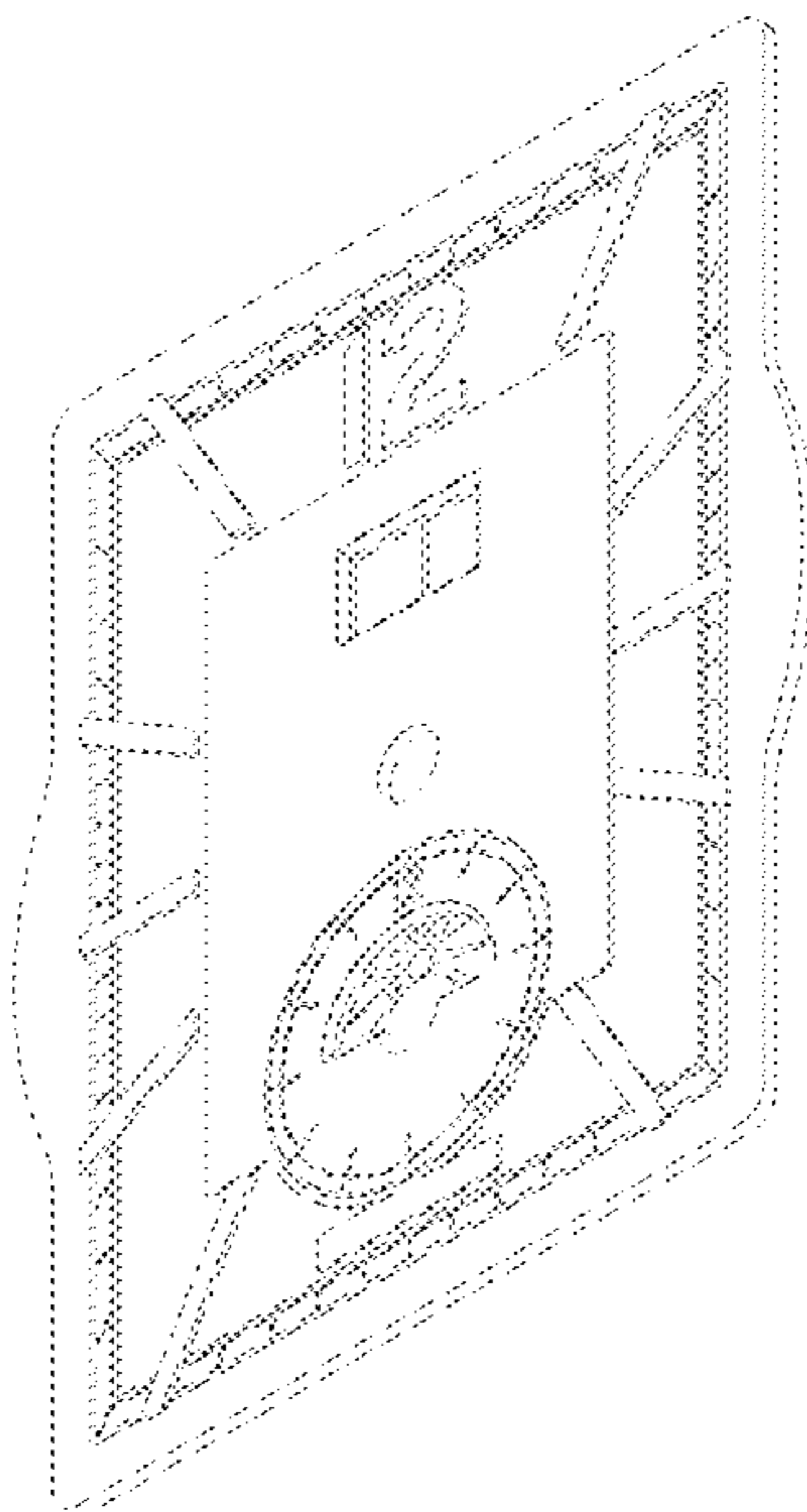
(57) **CLAIM**

The ornamental design for a watch dial, as shown and described.

DESCRIPTION

FIG. 1 is a front perspective view of watch dial showing my new design;
FIG. 2 is a front view thereof;
FIG. 3 is a back view thereof;
FIG. 4 is a left side view thereof;
FIG. 5 is a right side view thereof;
FIG. 6 is a top view thereof; and,
FIG. 7 is a bottom view thereof.

1 Claim, 6 Drawing Sheets



(56)

References Cited

U.S. PATENT DOCUMENTS

D902,064	S	*	11/2020	Abeillon	D10/125
D902,065	S	*	11/2020	Gimenez	D10/125
D912,557	S	‡	3/2021	Kaneko	D10/122
D912,558	S	‡	3/2021	Mechelany	D10/125
D915,235	S	‡	4/2021	Gruber-Beerfeltz	D10/126
D915,924	S	‡	4/2021	Pellegrino	D10/126
D922,413	S	*	6/2021	Chen	D10/39

FOREIGN PATENT DOCUMENTS

GB	80987860006000	11/2017
WO	DM/021266	4/1991
WO	DM/033994	4/1995
WO	DM/052552	3/2000
WO	DM/063508	12/2002
WO	DM/065292	4/2004

* cited by examiner

‡ imported from a related application

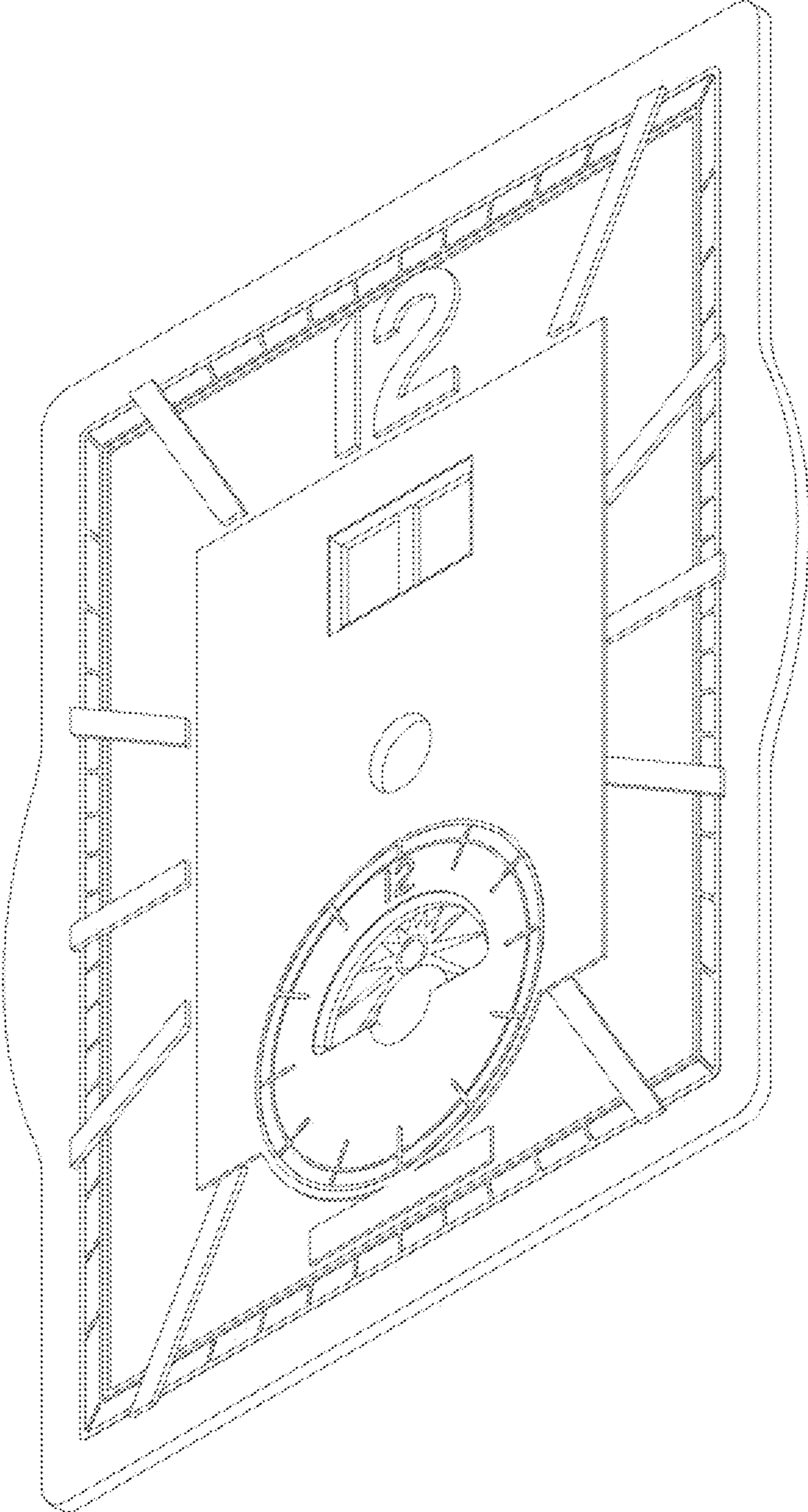


FIG. 1

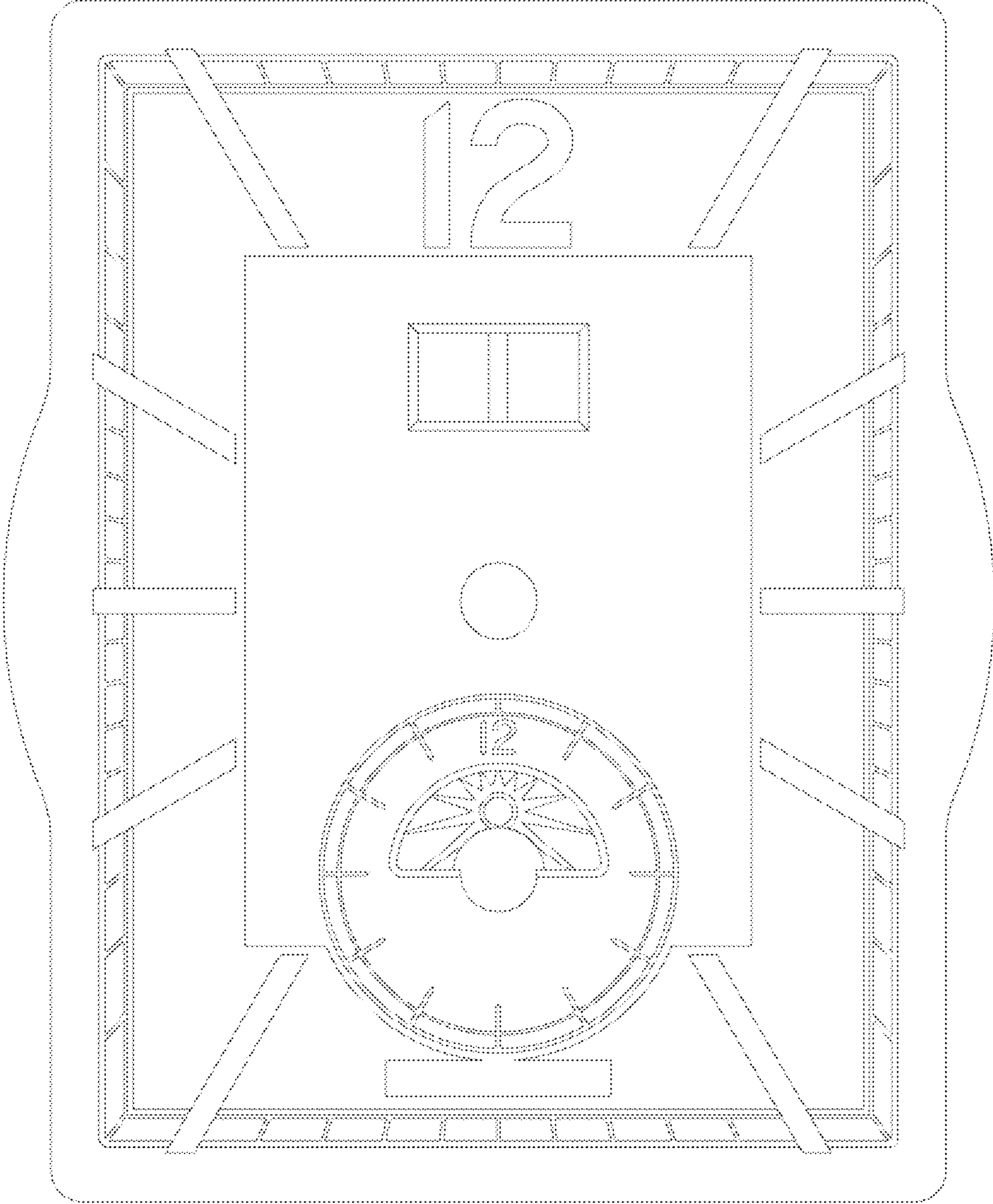


FIG. 2

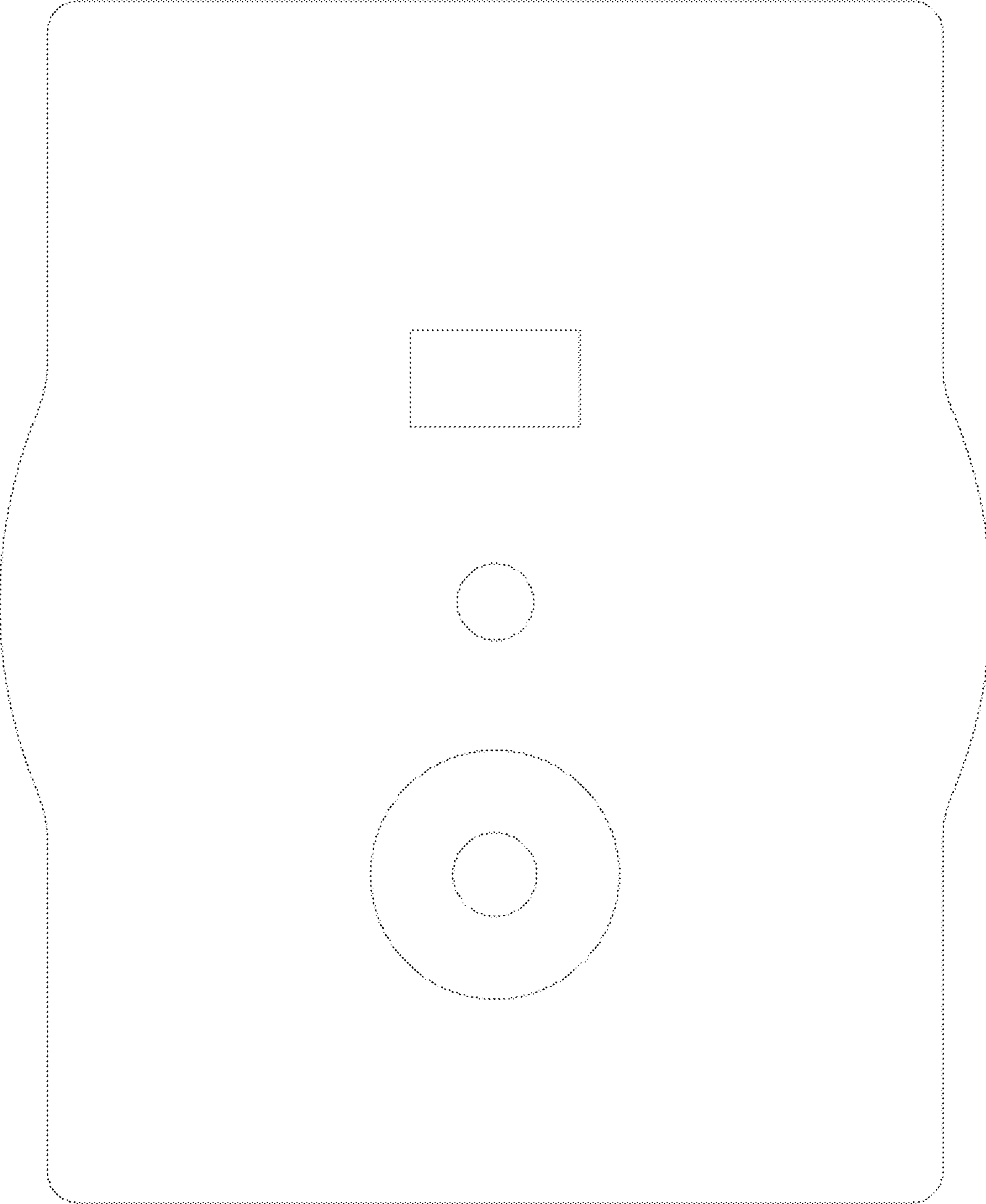


FIG. 3



FIG. 4




FIG. 5




FIG. 6




FIG. 7