



US00D978699S

(12) **United States Design Patent** (10) **Patent No.:** **US D978,699 S**
Ogura et al. (45) **Date of Patent:** **** *Feb. 21, 2023**

(54) **OPERATING PANEL FOR ELEVATOR**

(71) Applicant: **Mitsubishi Electric Corporation,**
Tokyo (JP)

(72) Inventors: **Toshihisa Ogura,** Tokyo (JP);
Yoshinori Saikawa, Tokyo (JP)

(73) Assignee: **Mitsubishi Electric Corporation,**
Tokyo (JP)

(*) Notice: This patent is subject to a terminal disclaimer.

(**) Term: **15 Years**

(21) Appl. No.: **29/753,311**

(22) Filed: **Sep. 30, 2020**

(30) **Foreign Application Priority Data**

Apr. 6, 2020 (JP) 2020-007214 D

(51) **LOC (14) Cl.** **10-05**

(52) **U.S. Cl.**
USPC **D10/108**

(58) **Field of Classification Search**
USPC D10/106.95, 108, 118.2; D13/162, 162.1,
D13/164, 170, 171, 174, 175, 177;
D14/371, 383, 388, 389, 390, 396, 397,
D14/398, 399; D18/6, 7
CPC .. B66B 1/00; B66B 1/466; B66B 3/00; B66B
3/02; B66B 5/00; B66B 7/00; B66B
13/00; B66B 13/30; B66B 13/306; B66B
25/00; B66B 2201/00

See application file for complete search history.

(56) **References Cited**

U.S. PATENT DOCUMENTS

D232,943 S * 9/1974 Nagaokakyo D18/7
D401,268 S * 11/1998 Carels D18/7
D418,820 S * 1/2000 Shintani D13/164
D438,237 S * 2/2001 Chu D18/7

D483,796 S * 12/2003 Hsu D18/7
D596,977 S * 7/2009 Ogura D10/108
D674,352 S * 1/2013 Saikawa D13/164
D679,210 S * 4/2013 Saikawa D13/164
D681,493 S * 5/2013 Saikawa D13/164
D696,601 S * 12/2013 Saikawa D13/164
D696,602 S * 12/2013 Saikawa D13/164
D698,274 S * 1/2014 Saikawa D13/164

(Continued)

FOREIGN PATENT DOCUMENTS

CN 301793998 S 1/2012
JP 1434910 S 3/2012

OTHER PUBLICATIONS

An Office Action mailed by China National Intellectual Property Administration dated Feb. 5, 2021, which corresponds to Chinese Design Application No. 202030557855.0 and is related to Design U.S. Appl. No. 29/753,311; with English language translation.

Primary Examiner — Joseph Kukella
Assistant Examiner — Heather A Wencil
(74) *Attorney, Agent, or Firm* — Stuebaker & Brackett
PC

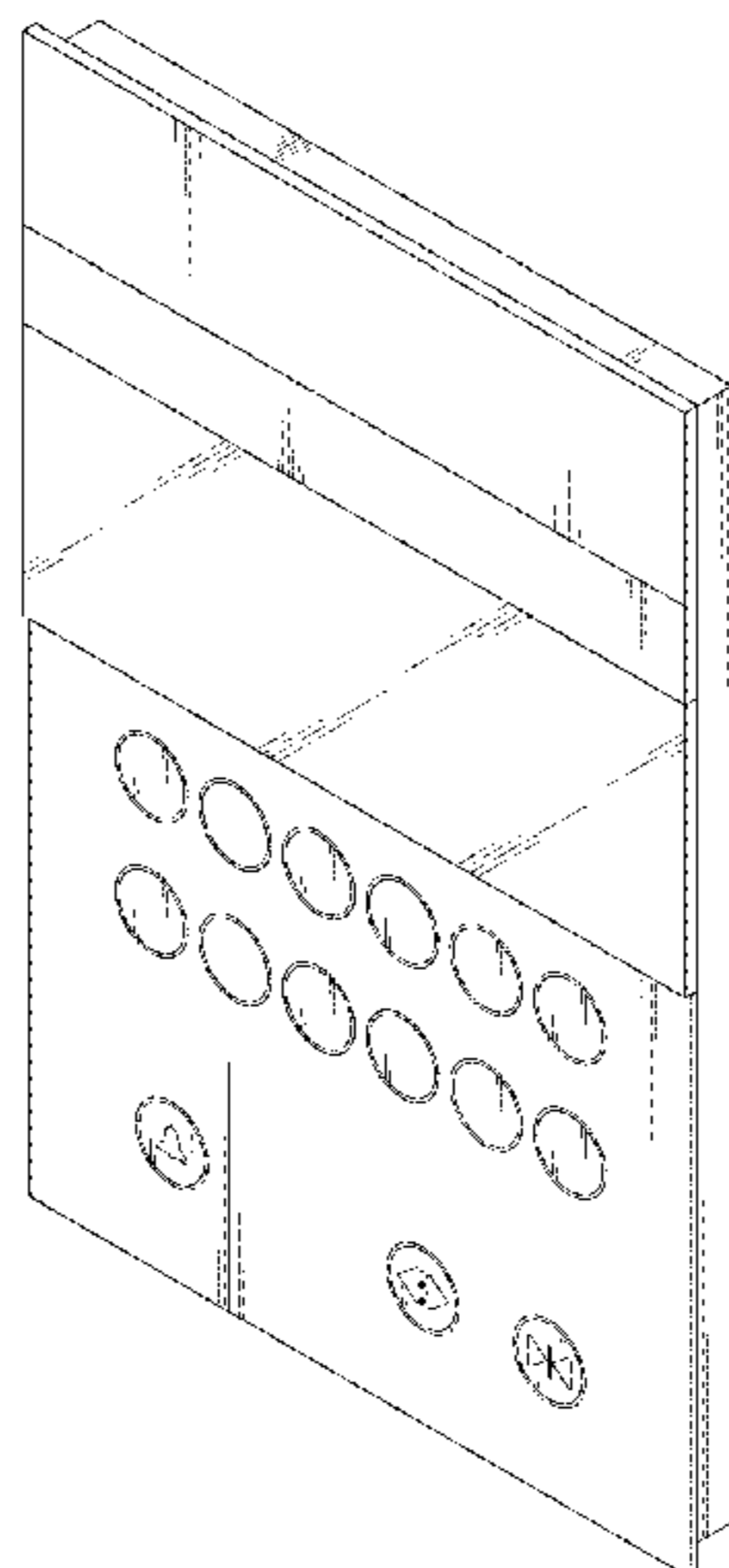
(57) **CLAIM**

The ornamental design for an operating panel for elevator, as shown and described.

DESCRIPTION

FIG. 1 is a perspective view of an operating panel for elevator, showing our new design;
FIG. 2 is a front view thereof;
FIG. 3 is a rear view thereof;
FIG. 4 is a right side view thereof;
FIG. 5 is a top view thereof;
FIG. 6 is a bottom view thereof;
FIG. 7 is an enlarged cross-sectional view thereof; taken along line 7-7 of FIG. 2, with the internal system omitted; and,
FIG. 8 is a reference view showing the state in use.

1 Claim, 8 Drawing Sheets



(56)

References Cited

U.S. PATENT DOCUMENTS

D698,686 S *	2/2014	Saikawa	D13/164
D699,617 S *	2/2014	Saikawa	D13/164
D700,533 S *	3/2014	Saikawa	D13/168
D705,687 S *	5/2014	Saikawa	D13/164
D705,688 S *	5/2014	Saikawa	D13/164
D705,689 S *	5/2014	Saikawa	D13/164
D705,723 S *	5/2014	Saikawa	D13/164
D803,815 S *	11/2017	Maier	D14/218
D844,613 S *	4/2019	Laurans	D14/399

* cited by examiner

Fig. 1

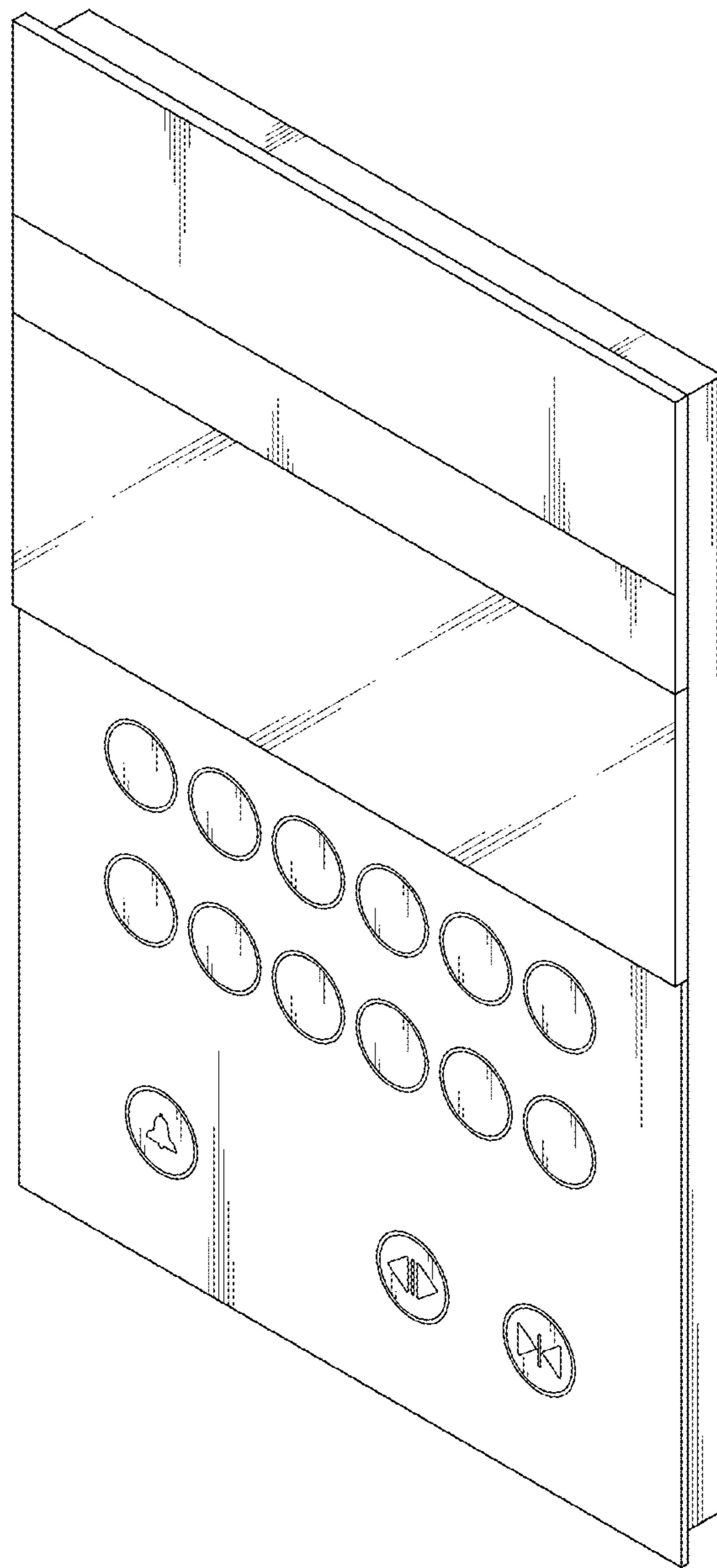


Fig.2

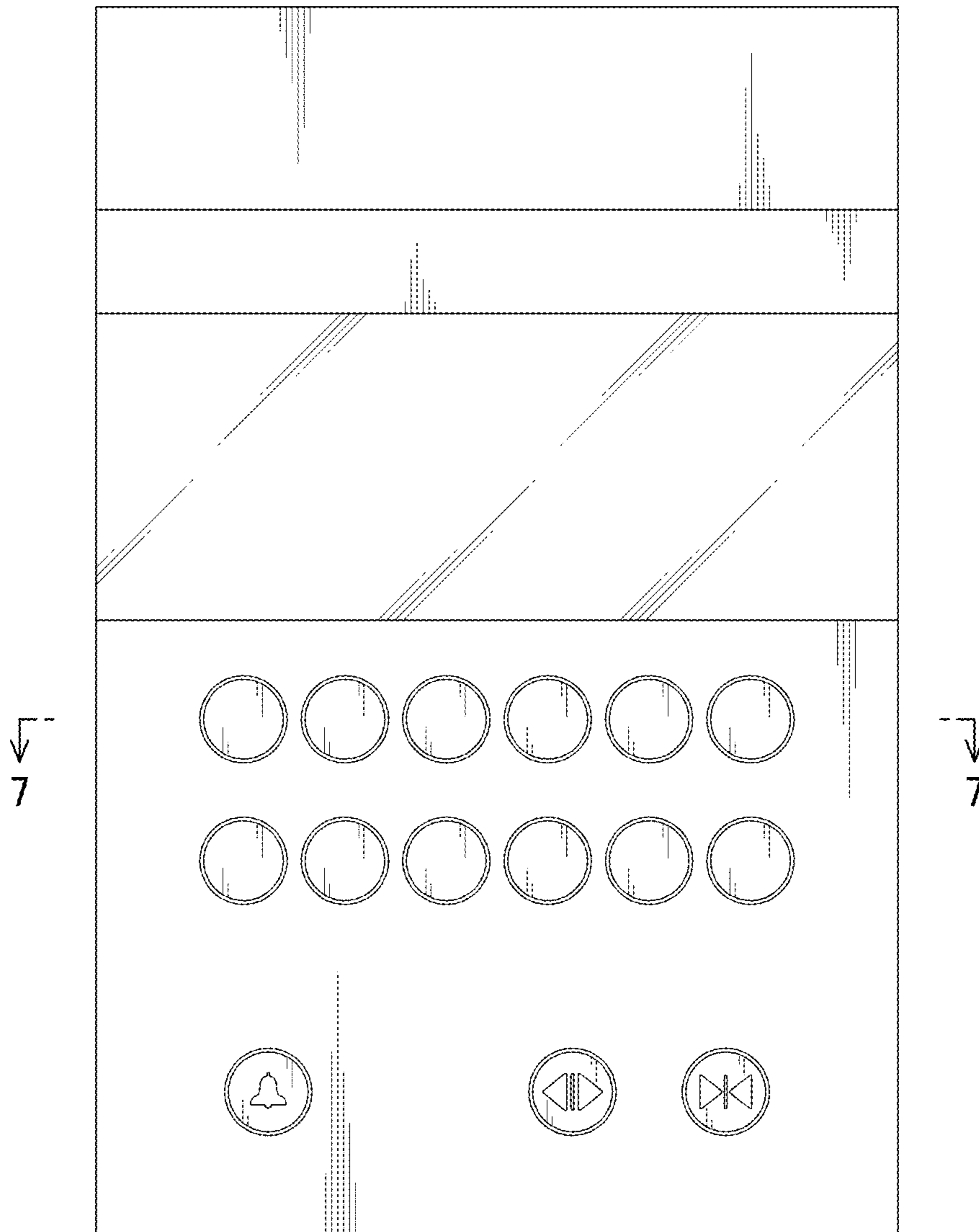


Fig.3

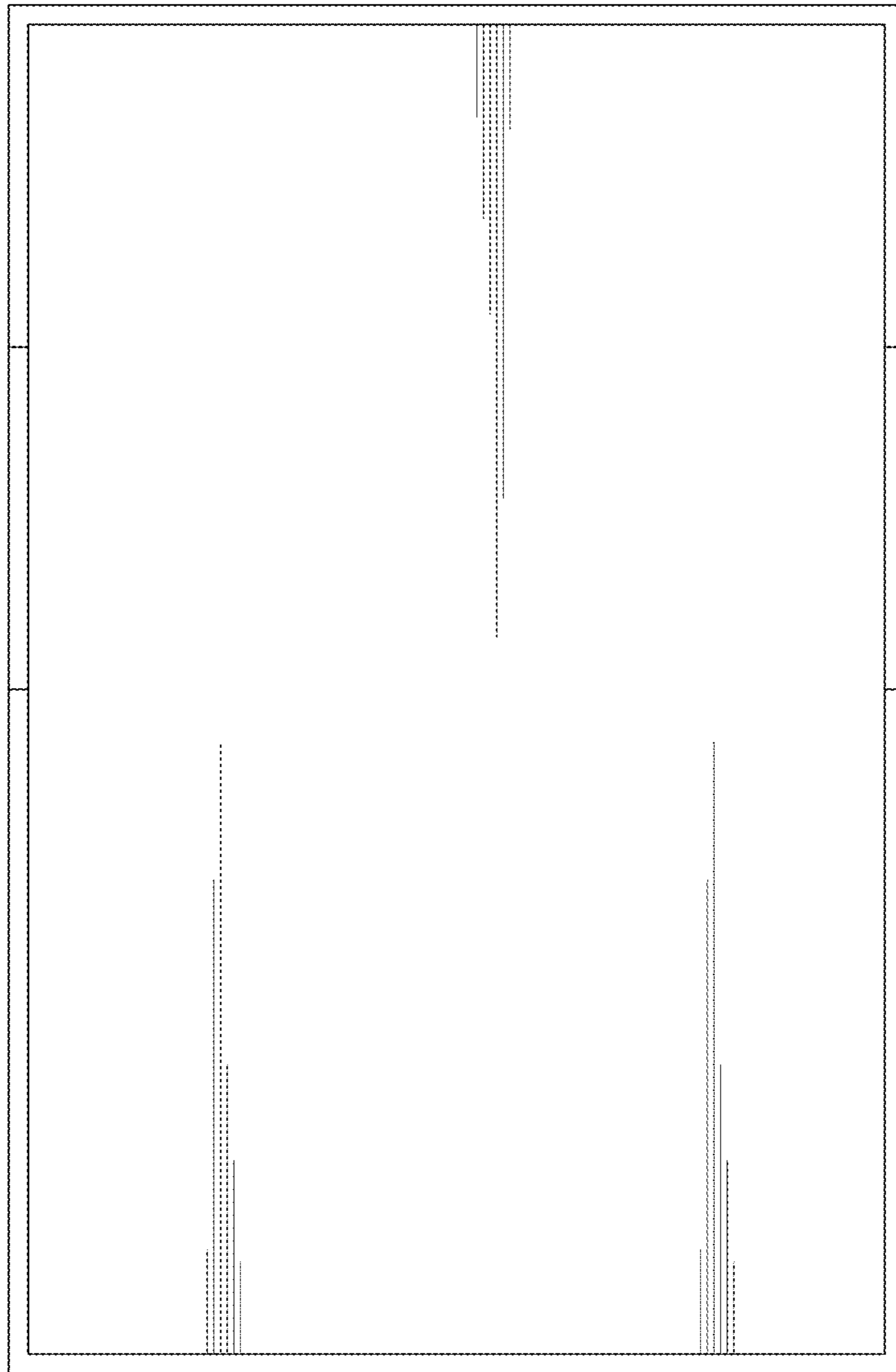


Fig.4

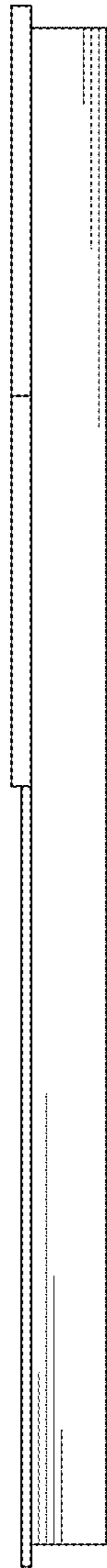


Fig.5

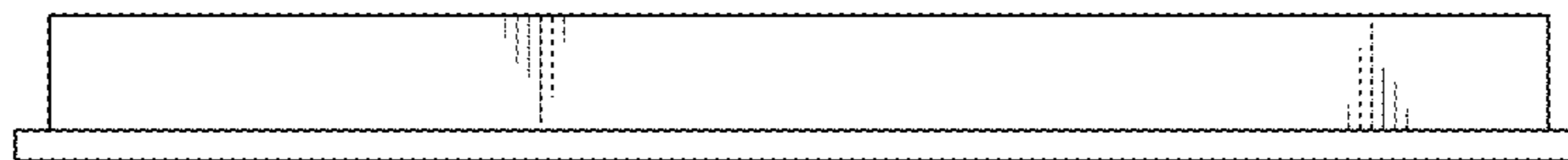


Fig.6

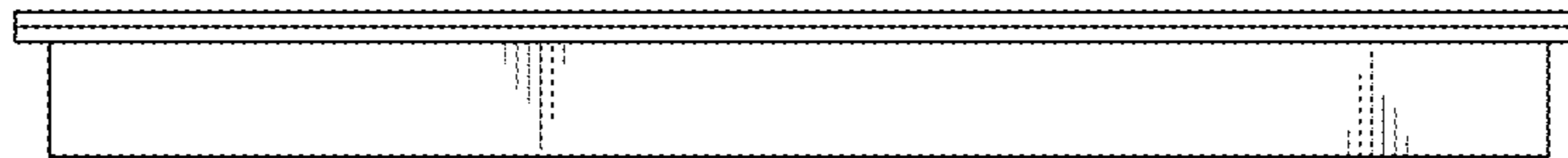


Fig.7



Fig.8

