



US00D978677S

(12) **United States Design Patent** (10) **Patent No.:** **US D978,677 S**
Naughton et al. (45) **Date of Patent:** **** Feb. 21, 2023**

(54) **COLLECTION BAG**

(56) **References Cited**

(71) Applicant: **Hollister Incorporated**, Libertyville, IL (US)

U.S. PATENT DOCUMENTS

(72) Inventors: **Vincent Naughton**, Sligo (IE); **Dean W. Hacker**, Ballinrobe (IE)

D213,479 S 3/1969 Williams
D508,128 S * 8/2005 Kubalak D24/118
D653,753 S 2/2012 Ecabert et al.
D751,704 S * 3/2016 Corydon D24/130
D878,570 S 3/2020 Suarez del Real Pena et al.
D899,266 S 10/2020 Diker

(73) Assignee: **Hollister Incorporated**, Libertyville, IL (US)

* cited by examiner

(**) Term: **15 Years**

Primary Examiner — Abraham Bahta

(21) Appl. No.: **29/781,353**

(74) *Attorney, Agent, or Firm* — Cook Alex Ltd.

(22) Filed: **Apr. 29, 2021**

(57) **CLAIM**

Related U.S. Application Data

The ornamental design for a collection bag, as shown and described.

(62) Division of application No. 29/684,156, filed on Mar. 19, 2019, now Pat. No. Des. 920,806.

DESCRIPTION

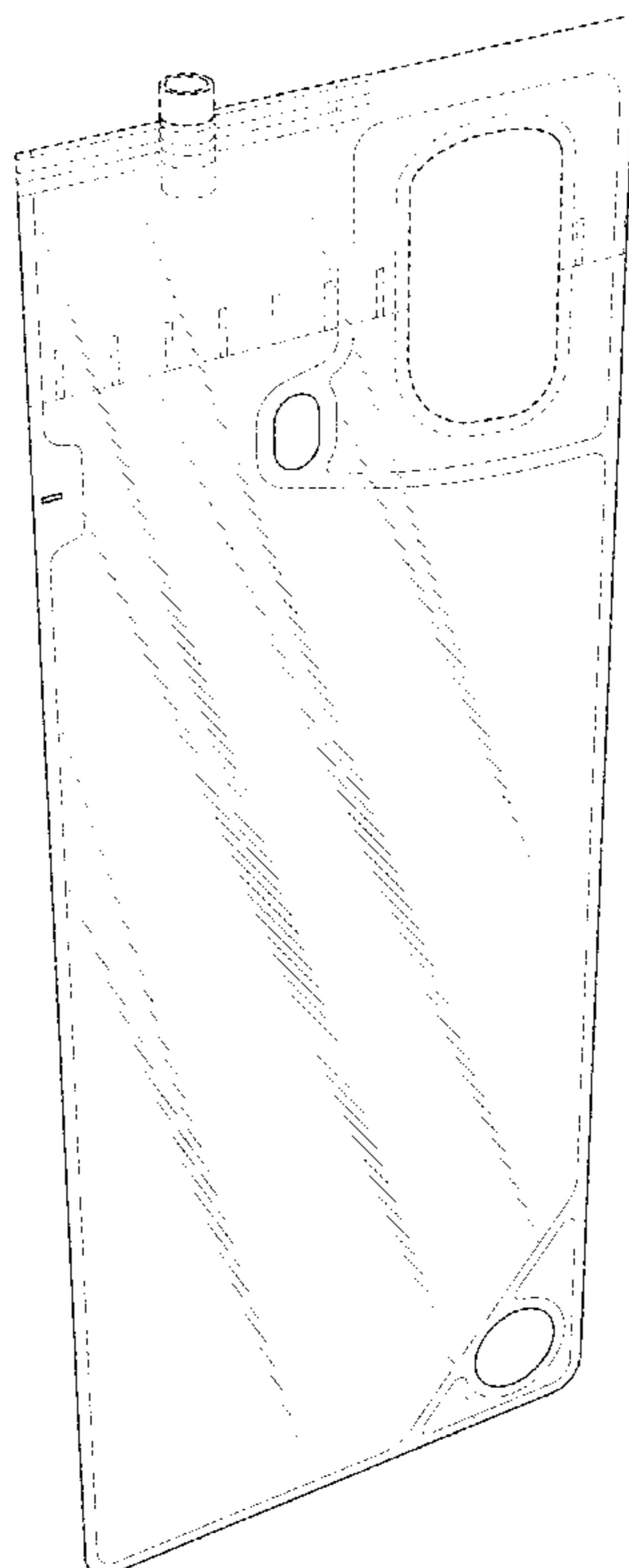
(51) **LOC (14) Cl.** **09-05**

(52) **U.S. Cl.**
USPC **D9/703**; D24/118

(58) **Field of Classification Search**
USPC 206/571, 219; 604/328, 346, 327, 329, 604/330, 408, 317, 349, 265, 171, 262, 604/414, 415; D9/702–714, 414, 424, D9/426, 430–432; D24/118, 122; 4/144.4; 128/DIG. 24
CPC .. A61M 25/00; A61M 25/002; A61M 25/065; A61M 25/0102; B65D 65/00; B65D 65/02; B65D 65/10; B65D 65/38; B65D 81/00; B65D 81/02; B65D 81/36
See application file for complete search history.

FIG. 1 is a perspective view of a collection bag, showing the new design.
FIG. 2 is a front elevational view of FIG. 1.
FIG. 3 is a rear elevational view of FIG. 1.
FIG. 4 is a right side elevational view of FIG. 1, the left side thereof being a mirror image.
FIG. 5 is a bottom plan view of FIG. 1; and,
FIG. 6 is a top plan view of FIG. 1.
The broken line showing of portions of the collection bag is included for the purpose of illustrating environmental structure and forms no part of the claimed design.

1 Claim, 4 Drawing Sheets



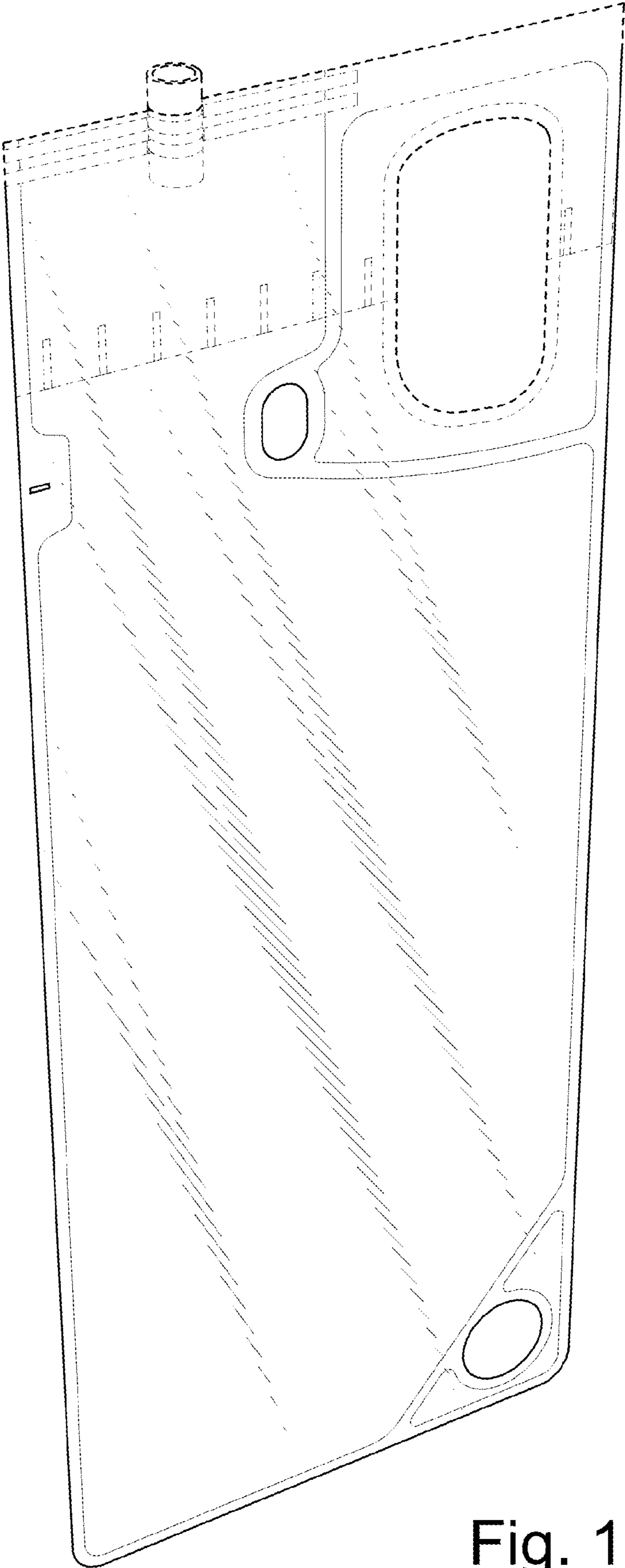


Fig. 1




Fig. 2




Fig. 3

Fig. 4

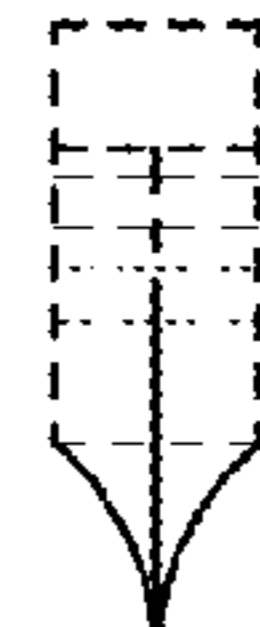


Fig. 5




Fig. 6

