



US00D978634S

(12) **United States Design Patent** (10) **Patent No.:** **US D978,634 S**
Moller (45) **Date of Patent:** **** Feb. 21, 2023**

(54) **TONGS**
(71) Applicant: **Material Girl Inc**, Omaha, NE (US)
(72) Inventor: **Brock Moller**, Bremerton, WA (US)
(73) Assignee: **Material Girl Inc.**, Omaha, NE (US)
(**) Term: **15 Years**
(21) Appl. No.: **29/780,867**
(22) Filed: **Apr. 27, 2021**
(51) **LOC (14) Cl.** **07-06**
(52) **U.S. Cl.**
USPC **D7/686**
(58) **Field of Classification Search**
USPC D7/680-696, 368, 669, 393, 395
CPC A47J 43/283; A47J 43/28; A47J 43/288;
A47G 21/10; A47G 21/106; A47G
21/103; A47G 21/00; B25B 7/00; B25B
7/02; B25B 7/04; B25B 9/00; B25B 9/02;
B25B 9/04; A47F 13/08
See application file for complete search history.

(56) **References Cited**
U.S. PATENT DOCUMENTS
1,592,698 A * 7/1926 Hudson A47J 43/283
294/8
D254,767 S * 4/1980 Christen, Jr. D7/686
D298,600 S * 11/1988 Dallaire D7/686
D392,849 S * 3/1998 Zeller D7/686
D459,954 S * 7/2002 Wang D7/686
D496,229 S * 9/2004 Kaposi D7/686

D942,823 S * 2/2022 Kwon D7/686
2002/0117869 A1 * 8/2002 Wang A47G 21/10
294/99.2
2015/0272362 A1 * 10/2015 Lisek A47J 43/288
294/7
2016/0360928 A1 * 12/2016 Knittig F21V 33/0084

OTHER PUBLICATIONS

Amazon.com, Grill Hogs 16" Barbecue Tongs, ASIN: B00IJB8F3G, 11 pages, date first available Feb. 19, 2014 (Year: 2014).*

* cited by examiner

Primary Examiner — Terry A Wallace
(74) *Attorney, Agent, or Firm* — Ryan T. Grace; Advent, LLP

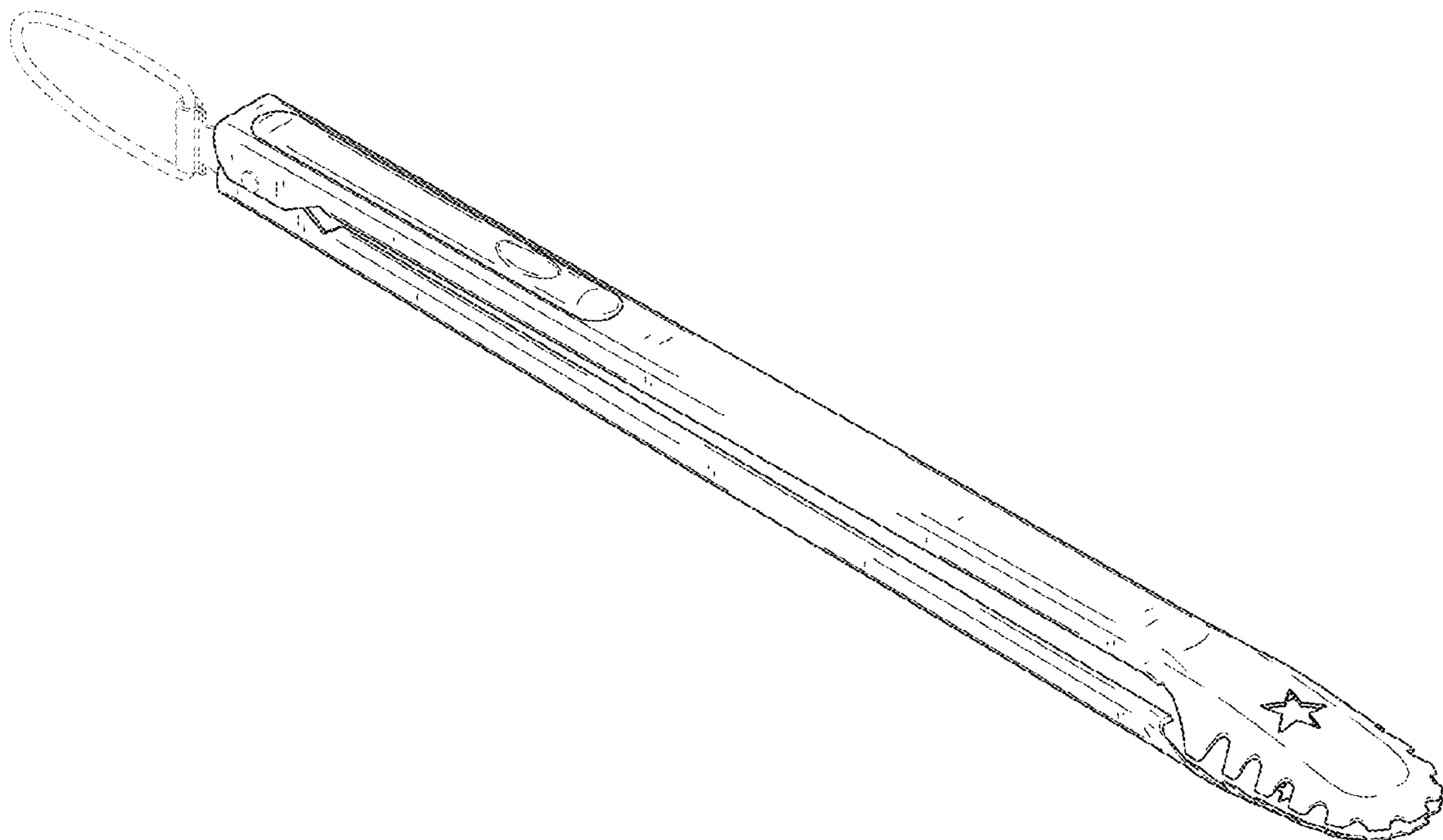
(57) **CLAIM**

I claim the ornamental design for a tongs, as shown and described.

DESCRIPTION

FIG. 1 is an isometric view of a tongs;
FIG. 2 is a top plan view of the tongs of FIG. 1;
FIG. 3 is a bottom plan view of the tongs of FIG. 1;
FIG. 4 is a front elevation view of the tongs of FIG. 1;
FIG. 5 is a rear elevation view of the tongs of FIG. 1;
FIG. 6 is a left side elevation view of the tongs of FIG. 1;
FIG. 7 is a right side elevation view of the tongs of FIG. 1;
and,
FIG. 8 is another isometric view of the tongs of FIG. 1.
Portions of FIGS. 1 through 8 are shown in evenly spaced broken lines illustrating portions of the article that form no part of the claimed design.

1 Claim, 7 Drawing Sheets



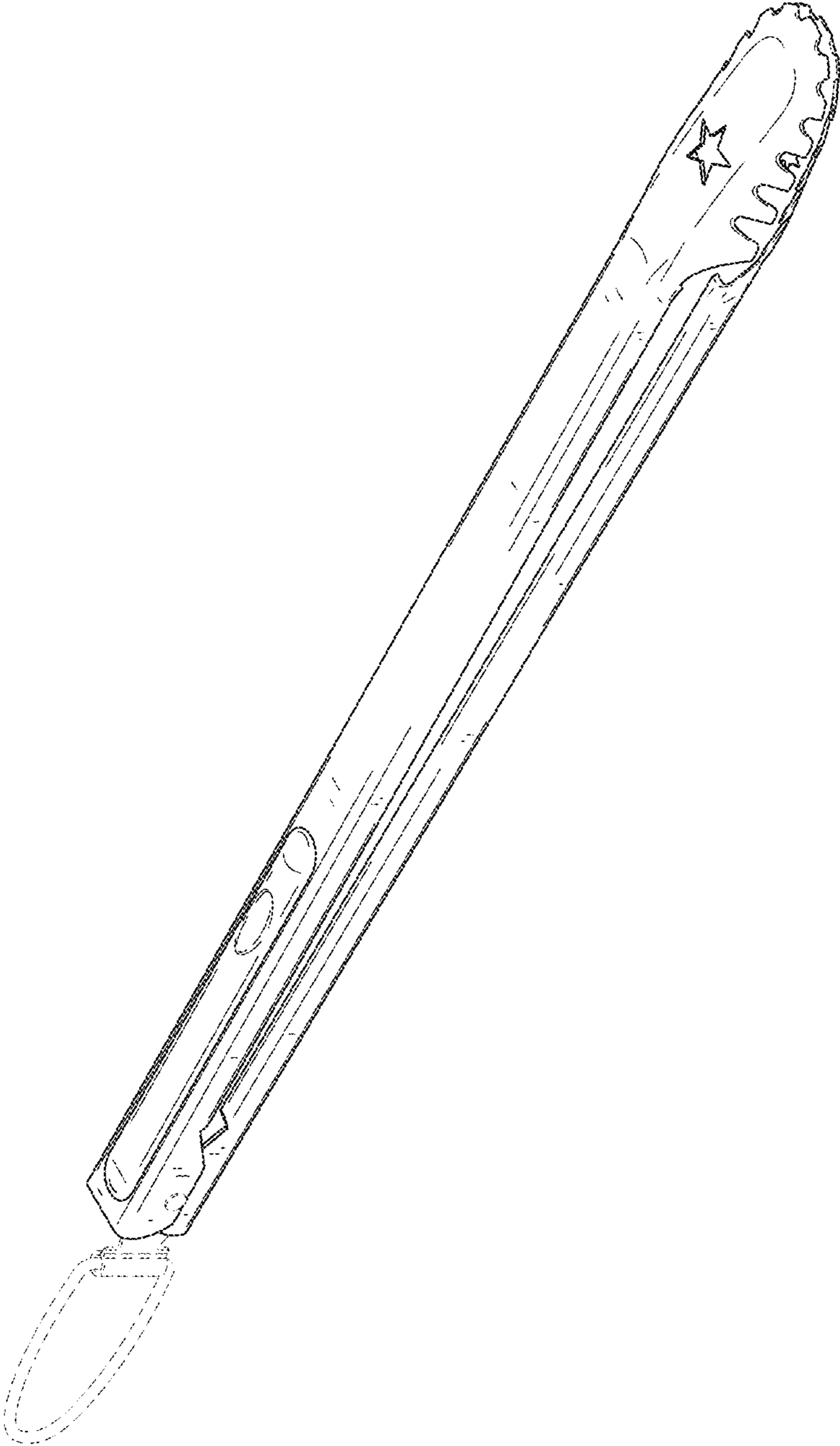


FIG. 1

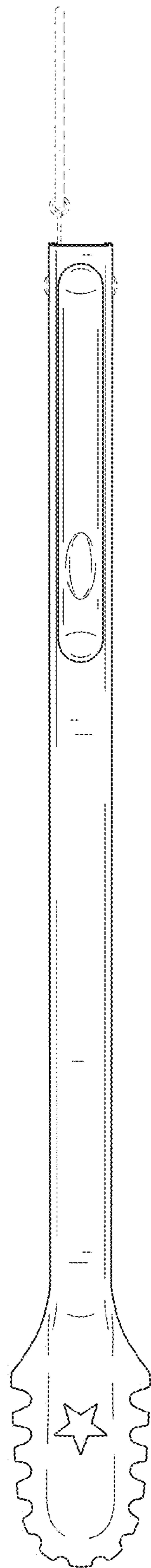


FIG. 2

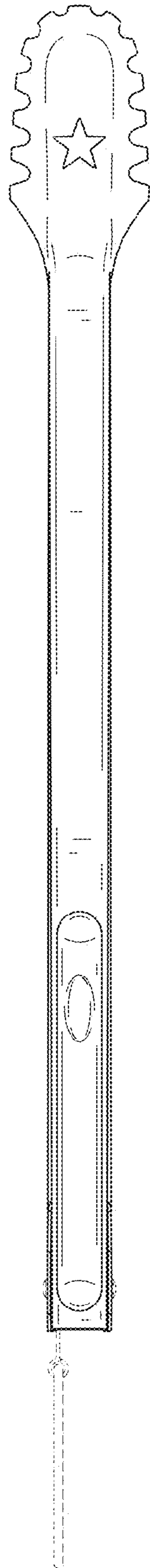


FIG. 3

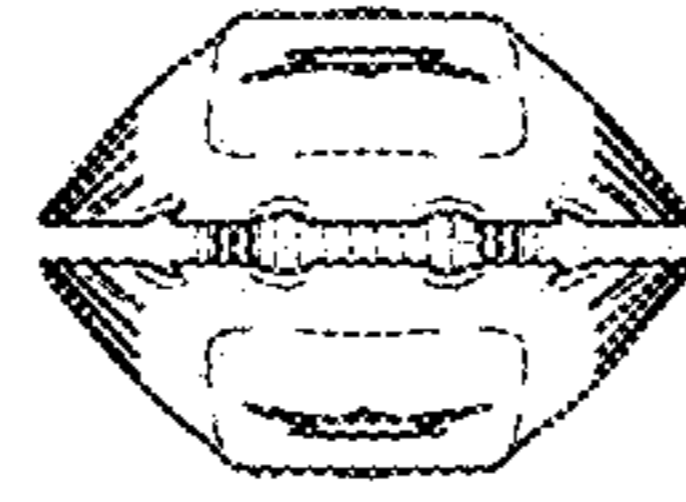


FIG. 4

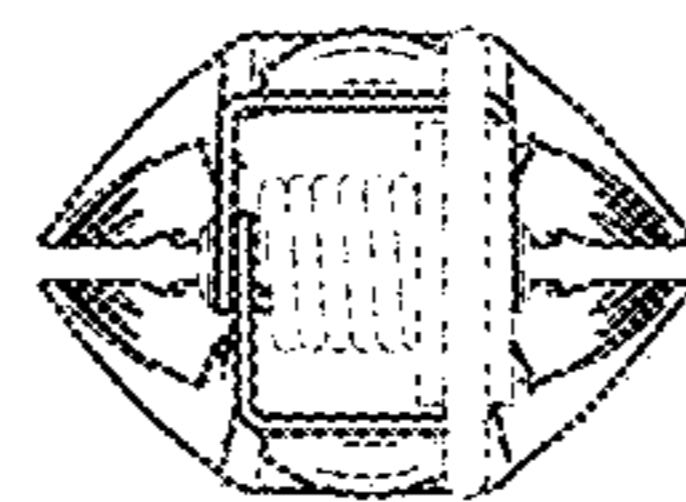


FIG. 5

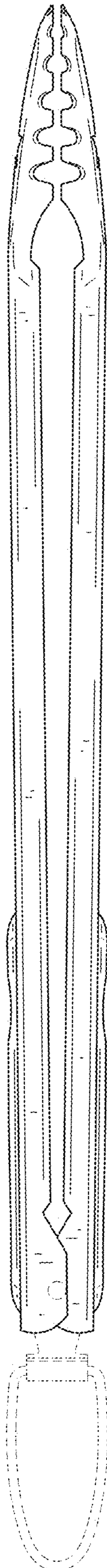


FIG. 6




FIG. 7




FIG. 8