



US00D978627S

(12) **United States Design Patent**
Greenwood

(10) **Patent No.:** **US D978,627 S**

(45) **Date of Patent:** **** Feb. 21, 2023**

(54) **DRAWER TRAY**

(71) Applicant: **YouCopia Products Inc.**, Chicago, IL
(US)

(72) Inventor: **Mark Greenwood**, Arlington Heights,
IL (US)

(73) Assignee: **YouCopia Products, Inc.**, Chicago, IL
(US)

(**) Term: **15 Years**

(21) Appl. No.: **29/727,569**

(22) Filed: **Mar. 11, 2020**

(51) **LOC (14) Cl.** **07-07**

(52) **U.S. Cl.**
USPC **D7/637**

(58) **Field of Classification Search**
USPC D3/304, 306-316; D6/566, 567, 573,
D6/574; D7/631, 635, 637-641; D19/75,
D19/81, 83-86, 90, 92; D9/414, 428,
D9/549
CPC A47B 88/00; A47G 21/14; A47G 21/16;
A47G 21/184; A47G 23/06; A47G
29/087; A47J 45/02; A47J 47/16; B65D
1/34; B65D 1/36
See application file for complete search history.

(56) **References Cited**

U.S. PATENT DOCUMENTS

D332,553 S * 1/1993 Giugiaro D7/637
D353,078 S * 12/1994 Davis D7/637

D397,274 S * 8/1998 Hise D7/637
D527,229 S * 8/2006 Joy D7/637
D562,641 S * 2/2008 Dretzka D7/637
D711,691 S * 8/2014 Hu D7/637
D746,643 S * 1/2016 Kraemer D7/637
D795,655 S * 8/2017 Hsu D7/637
D830,792 S * 10/2018 Hsu D7/637
D856,094 S * 8/2019 Joseph D7/637
D886,543 S * 6/2020 Repko D7/637
D906,060 S * 12/2020 Stevens D7/637
2004/0004420 A1 * 1/2004 Pine A47B 88/994
312/348.3

* cited by examiner

Primary Examiner — Janice Patyk

(74) *Attorney, Agent, or Firm* — Lowe Graham Jones
PLLC

(57) **CLAIM**

The ornamental design for a drawer tray, as shown and
described.

DESCRIPTION

FIG. 1 is a top perspective view of a drawer tray, showing
my new design.

FIG. 2 is a front elevational view of the drawer tray.

FIG. 3 is a rear elevational view of the drawer tray.

FIG. 4 is a left side elevational view of the drawer tray.

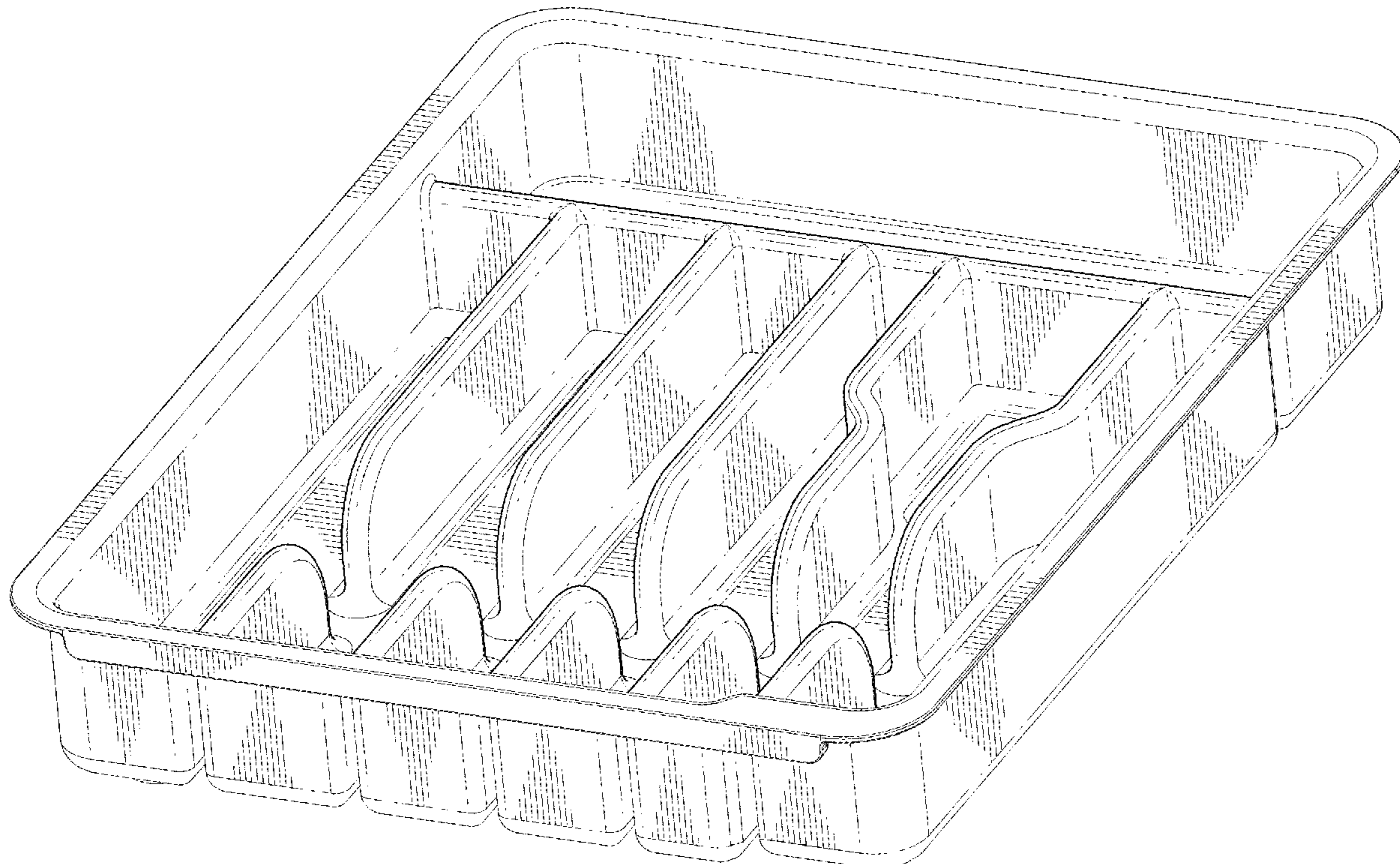
FIG. 5 is a right side elevational view of the drawer tray.

FIG. 6 is a top plan view of the drawer tray; and,

FIG. 7 is a bottom plan view of the drawer tray.

The broken lines in the figures illustrate portions of the
drawer tray that form no part of the claimed design.

1 Claim, 6 Drawing Sheets



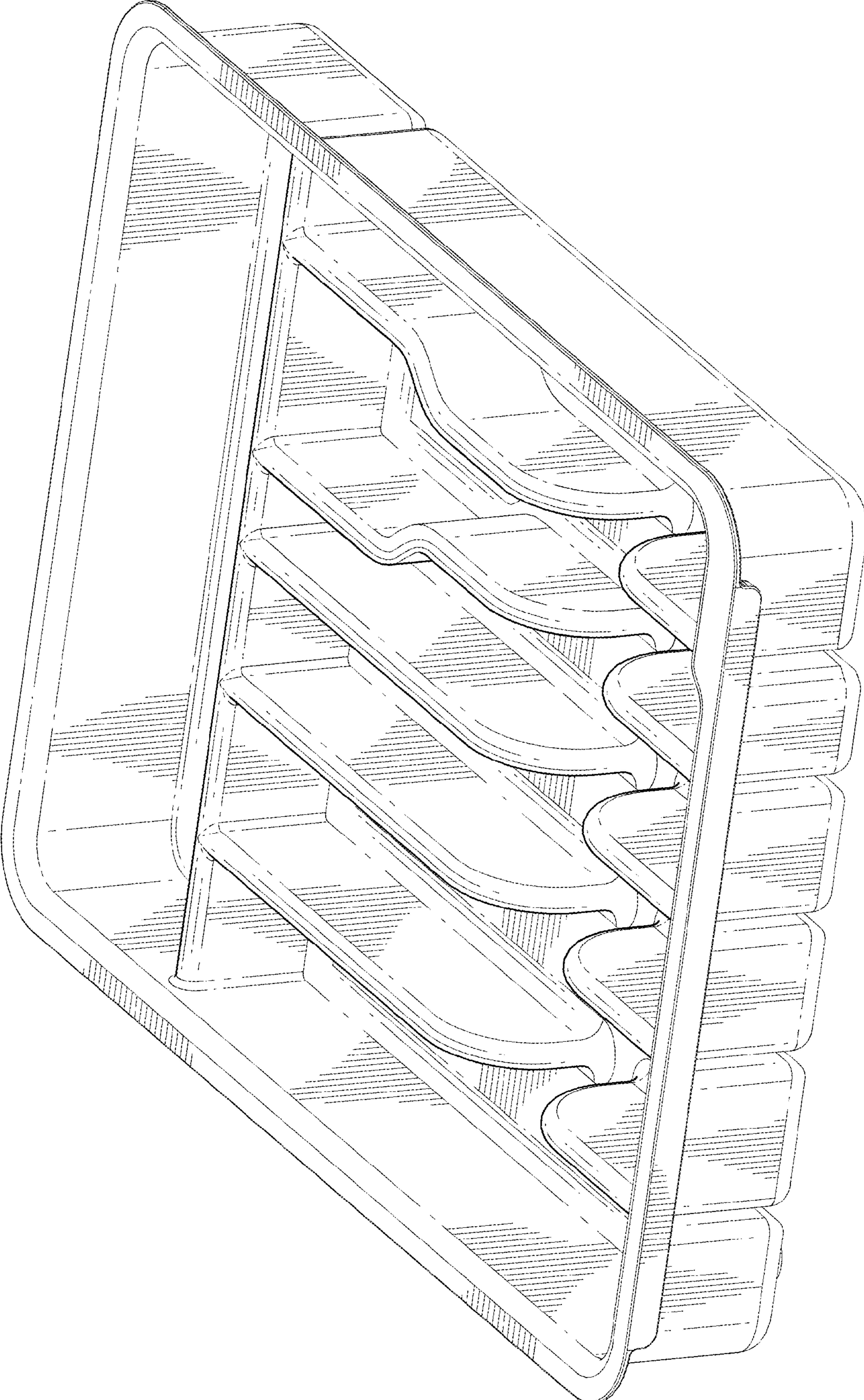


FIG. 1

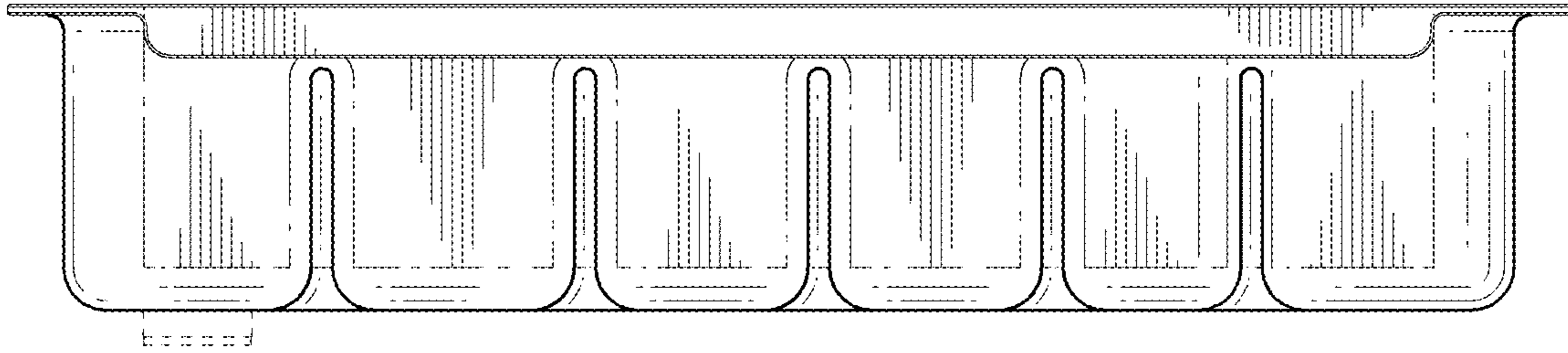


FIG. 2

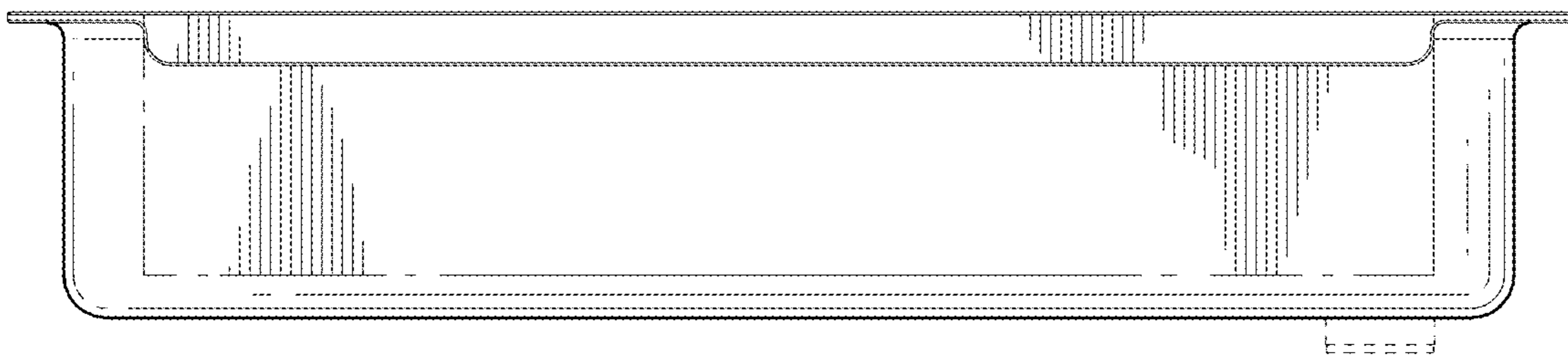


FIG. 3

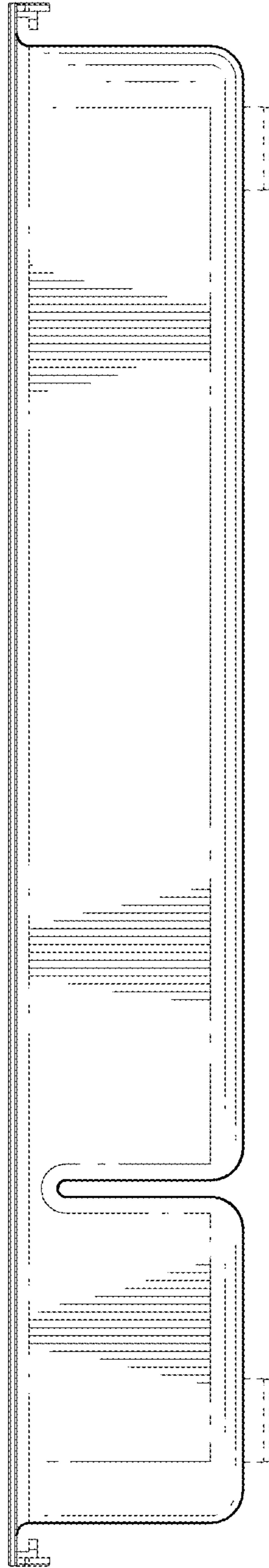


FIG.4




FIG. 5

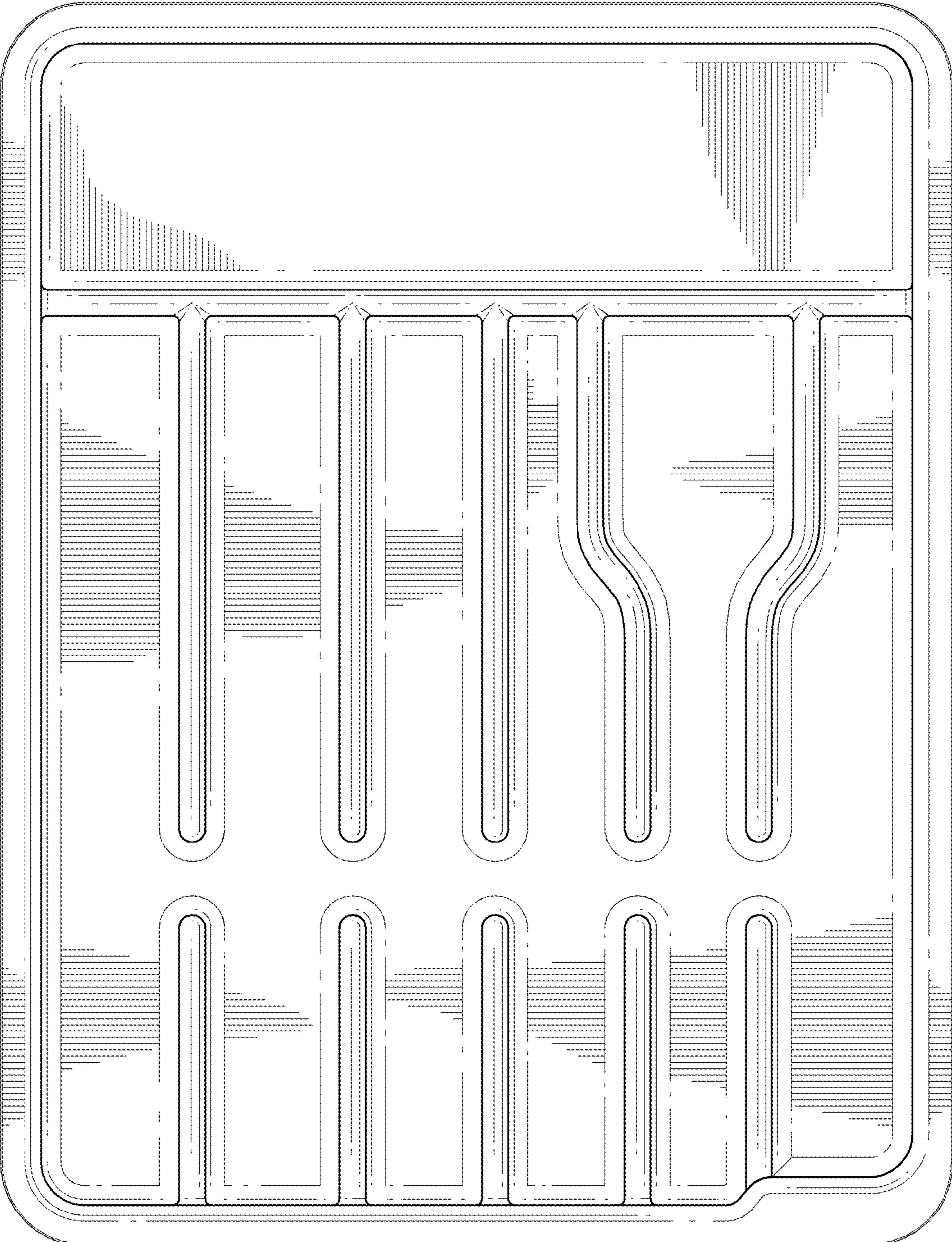


FIG. 6

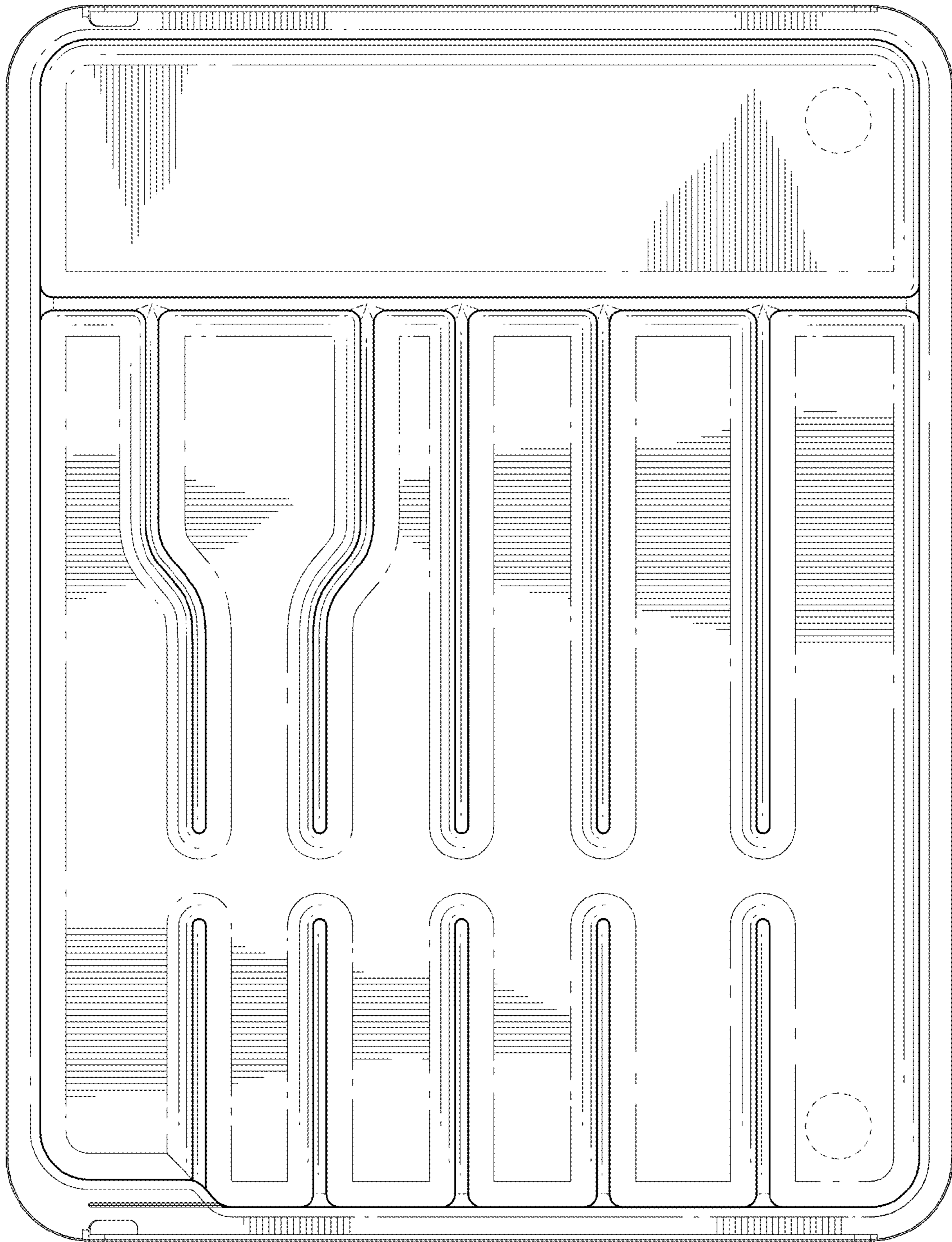


FIG. 7