



US00D978621S

(12) **United States Design Patent** (10) **Patent No.:** **US D978,621 S**
Nichols (45) **Date of Patent:** **** Feb. 21, 2023**

(54) **INSULATED BOWL**
(71) Applicant: **Mary Jo Nichols**, Cumberland, ME (US)
(72) Inventor: **Mary Jo Nichols**, Cumberland, ME (US)
(**) Term: **15 Years**
(21) Appl. No.: **29/833,814**
(22) Filed: **Apr. 7, 2022**
(51) **LOC (14) Cl.** **07-01**
(52) **U.S. Cl.**
USPC **D7/558**
(58) **Field of Classification Search**
USPC D7/354, 379, 396.6, 412, 548, 559, 558,
D7/584, 586, 587, 601, 602, 605, 608,
D7/629, 641; D39/129, 130, 133
CPC A47G 19/02; A47G 19/027; A47G 19/12;
A47G 19/30; A47G 23/04; A47J 36/027;
A47J 43/0727; A47J 43/281; B65D
2543/00092; B65D 2543/00296
See application file for complete search history.

D485,127 S * 1/2004 Maier-Aichen D7/584
D509,106 S * 9/2005 de Groote D7/587
D521,130 S * 5/2006 Mayer D23/293.1
D613,125 S * 4/2010 Sierra D7/584
D626,790 S * 11/2010 Gibson D7/584
D651,865 S * 1/2012 Smyers D7/630
D651,866 S * 1/2012 Smyers D7/630
D659,913 S * 5/2012 Spectre D30/130
D692,759 S * 11/2013 Rapparini D9/500
D694,586 S * 12/2013 Miller D7/587
D719,410 S * 12/2014 Lee D7/602
D723,874 S * 3/2015 Marques D7/559
D745,228 S * 12/2015 Scaba D30/129
D787,274 S * 5/2017 Gagnon D7/586
9,915,472 B2 3/2018 Sabo
D827,385 S * 9/2018 Brown D7/586
D876,901 S * 3/2020 Cheng D7/602
D927,936 S * 8/2021 Miller D7/587

(Continued)

Primary Examiner — Joseph Kukella
Assistant Examiner — Darryl J Dardenne
(74) *Attorney, Agent, or Firm* — Boudwin Intellectual Property; Daniel Boudwin

(57) **CLAIM**

The ornamental design for an insulated bowl, as shown and described.

(56) **References Cited**

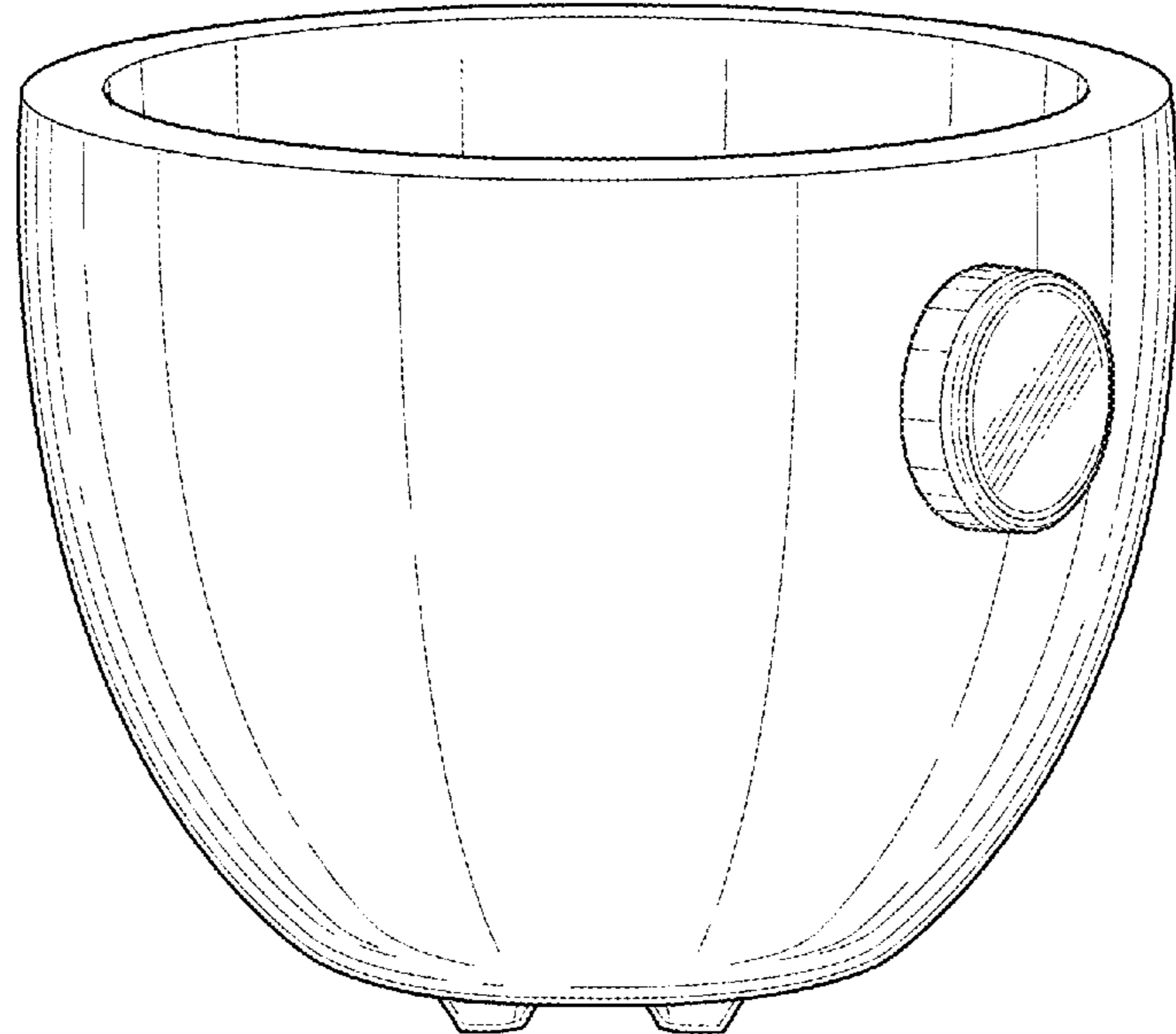
U.S. PATENT DOCUMENTS

D259,009 S * 4/1981 Connolly D7/538
D286,249 S * 10/1986 Carlson D7/587
D340,554 S * 10/1993 Wheeler D30/129
D349,005 S * 7/1994 Cousins D7/587
D383,646 S * 9/1997 Jeppesen D7/545
D391,118 S * 2/1998 Jørgensen D7/584
6,085,535 A 7/2000 Richmond et al.
D442,831 S * 5/2001 Jacobs D7/584
D443,478 S * 6/2001 Miller D7/558
6,431,389 B1 * 8/2002 Jerstroem A47J 36/02
220/574.3
D477,971 S * 8/2003 Maier-Aichen D7/584
D478,253 S * 8/2003 Maier-Aichen D7/584

DESCRIPTION

FIG. 1 shows a perspective view of the insulated bowl, showing my new design.
FIG. 2 shows a bottom plan view thereof.
FIG. 3 shows a top plan view thereof.
FIG. 4 shows a front side elevation view thereof.
FIG. 5 shows a rear side elevation view thereof.
FIG. 6 shows a left end elevation view thereof; and,
FIG. 7 shows a right end elevation view thereof.
The broken lines shown in the drawings depict portions of the insulated bowl that form no part of the claimed design.

1 Claim, 4 Drawing Sheets



(56)

References Cited

U.S. PATENT DOCUMENTS

D932,837 S *	10/2021	Henry	D7/543
D953,816 S *	6/2022	Lin	D7/608
2003/0079492 A1	5/2003	Pechous et al.	
2007/0180850 A1	8/2007	Thompson	
2009/0077998 A1	3/2009	Lowrey et al.	
2012/0222624 A1	9/2012	Lanter	
2012/0248088 A1	10/2012	McMahon et al.	
2014/0042172 A1	2/2014	McNaul	

* cited by examiner




FIG. 1

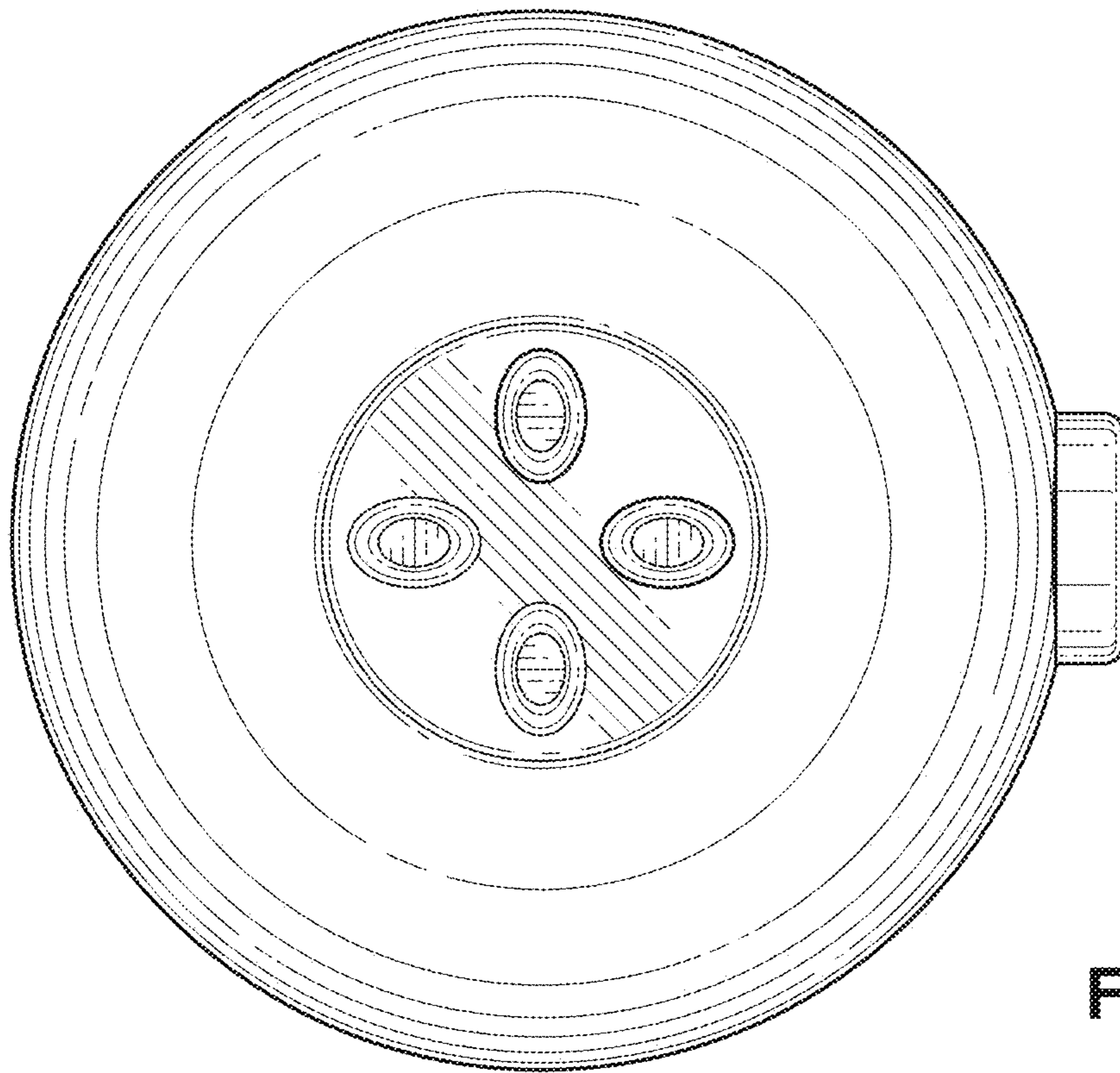


FIG. 2

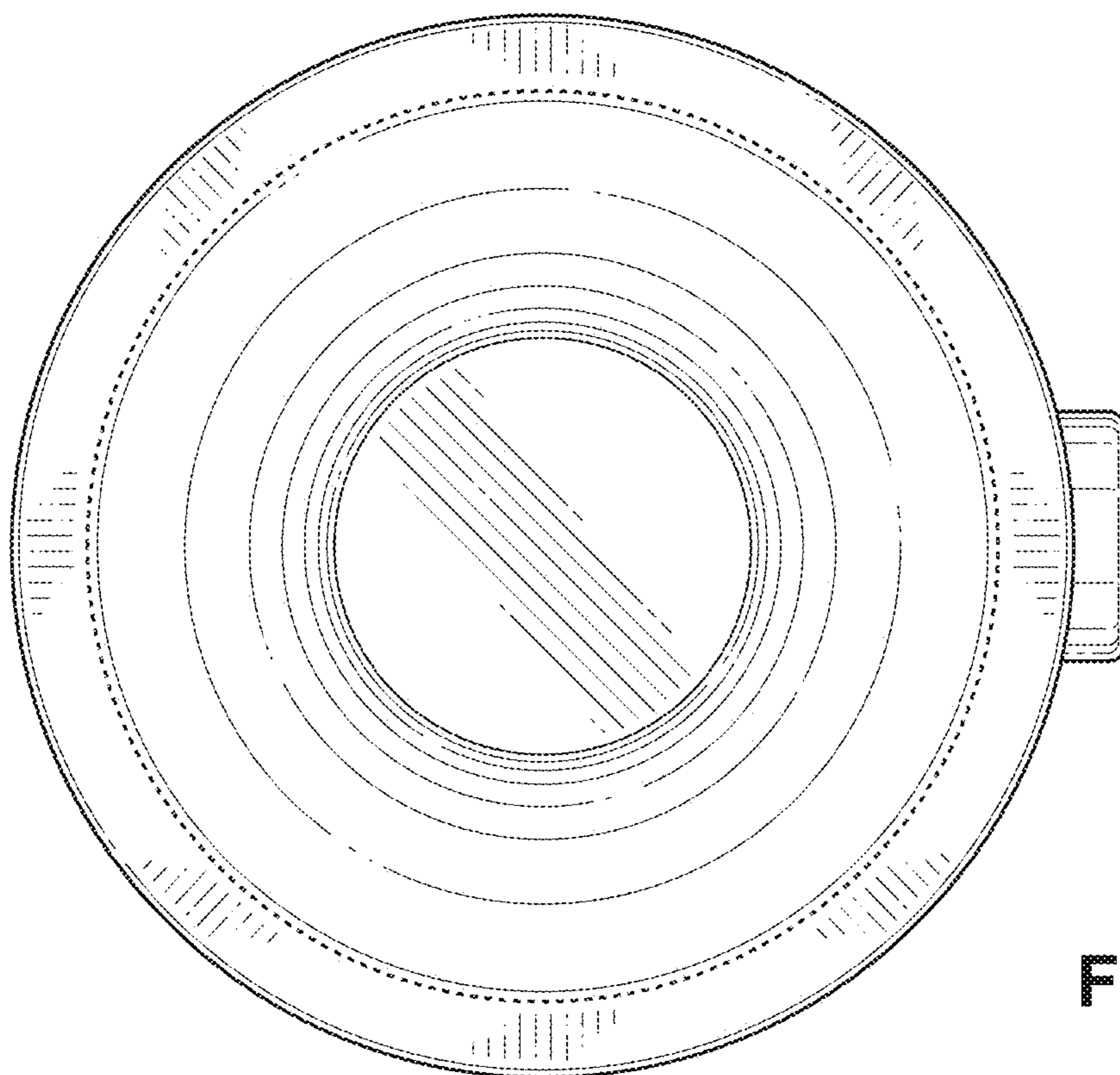


FIG. 3

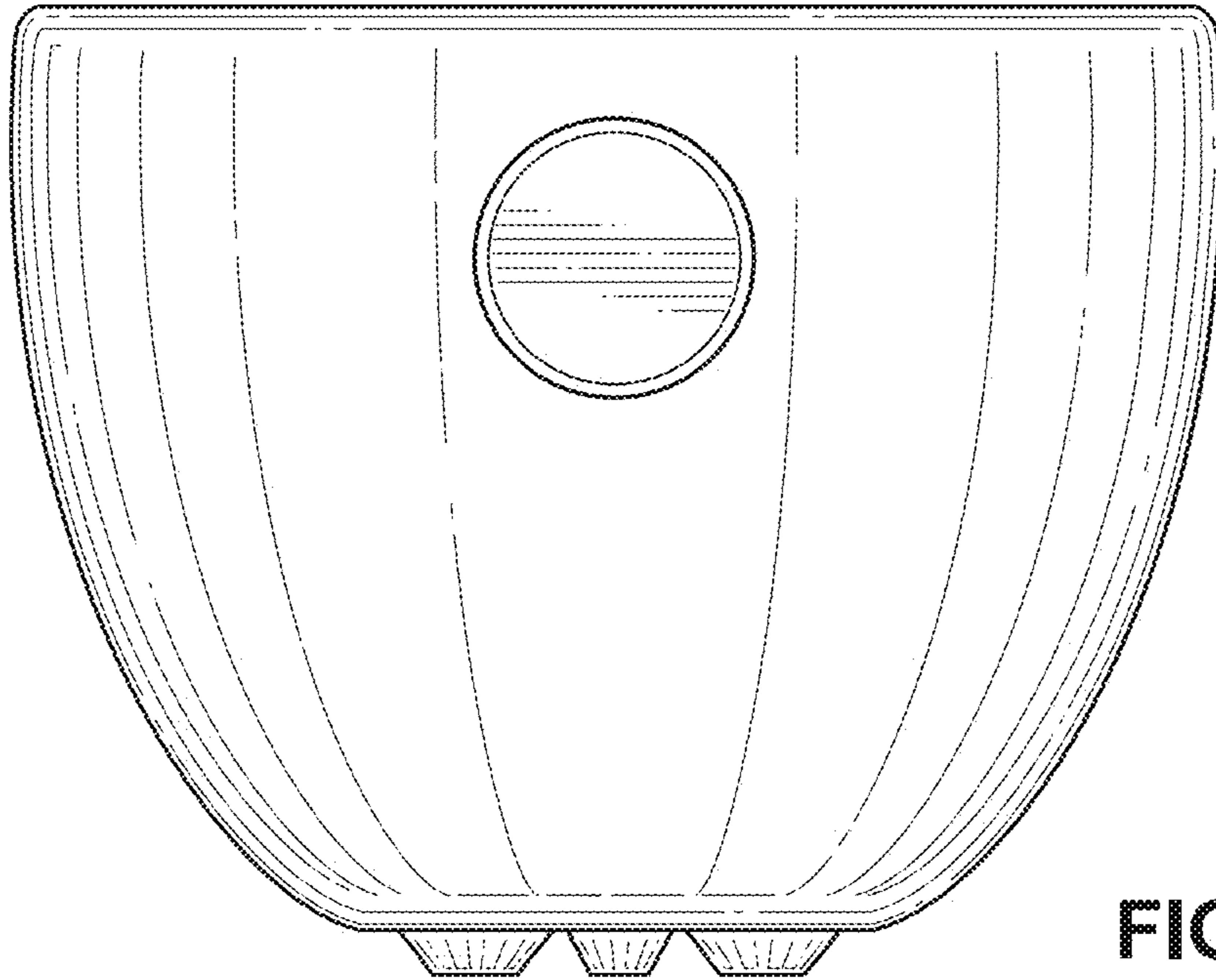


FIG. 4

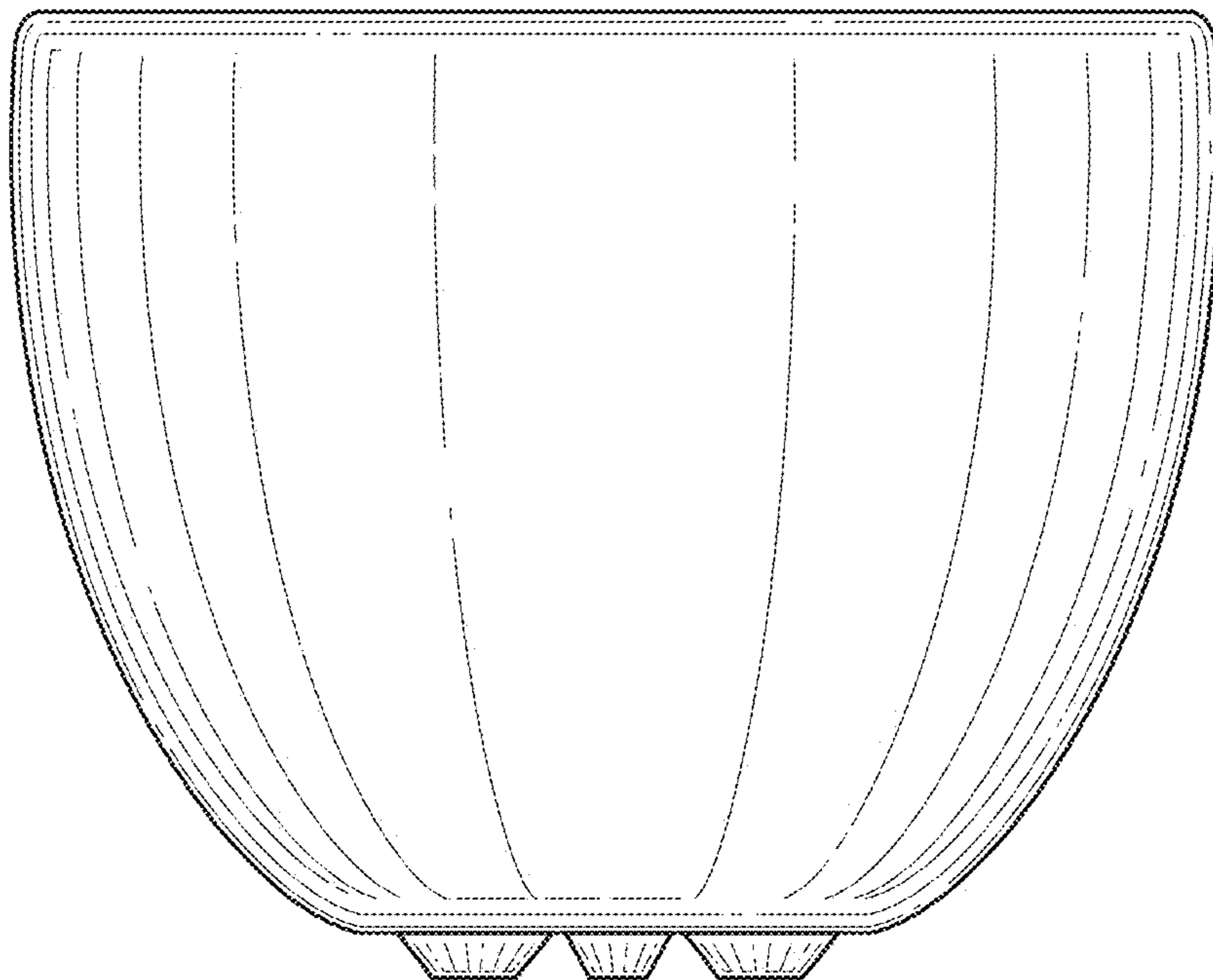


FIG. 5

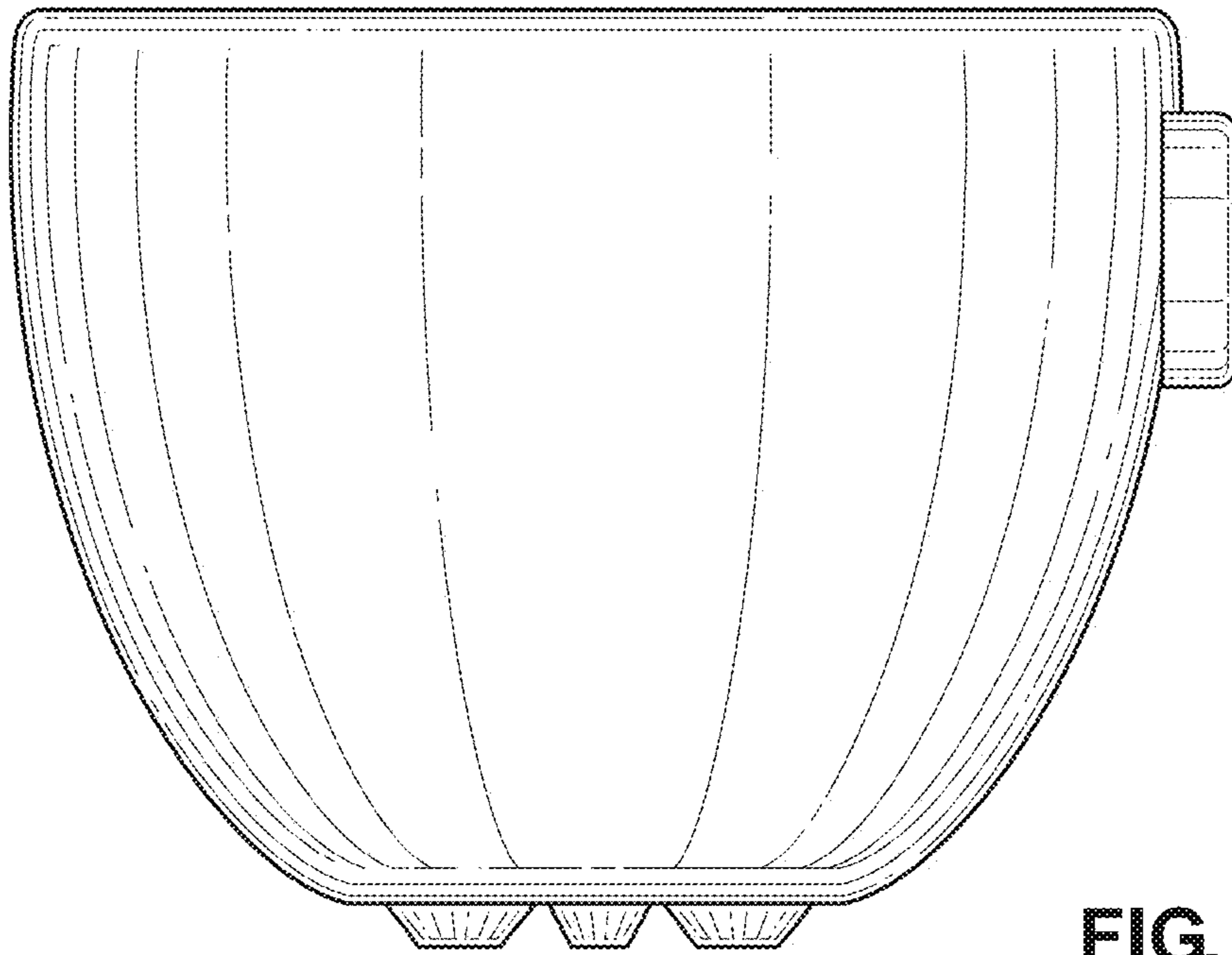


FIG. 6

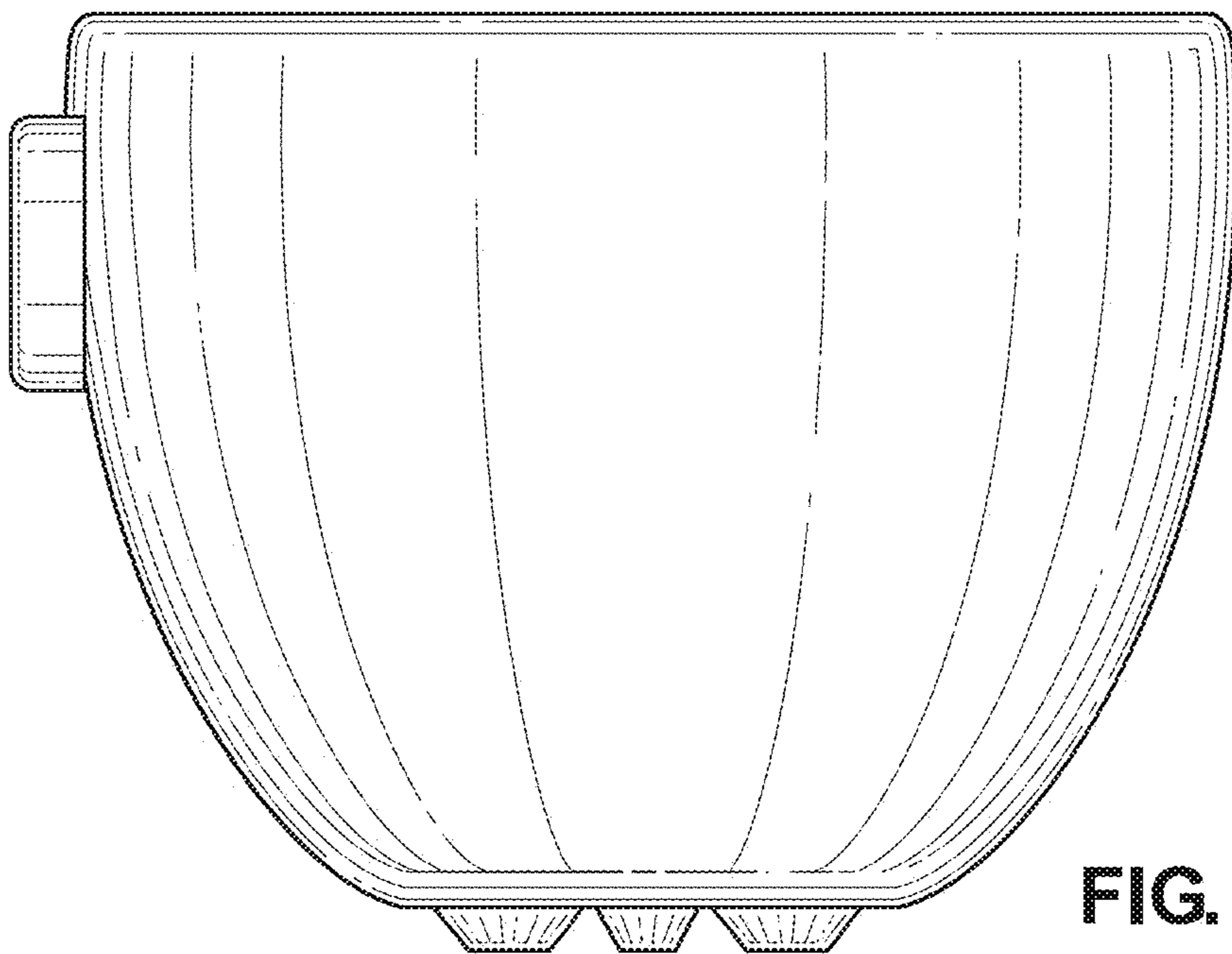


FIG. 7