



US00D978609S

(12) **United States Design Patent** (10) **Patent No.:** **US D978,609 S**  
**Ma** (45) **Date of Patent:** **\*\* Feb. 21, 2023**

(54) **CUPCAKE STAND**  
(71) Applicant: **Xiamen Harvesty E-commerce Co., Ltd, Xiamen (CN)**  
(72) Inventor: **Tao Ma, Xiamen (CN)**  
(73) Assignee: **Xiamen Harvesty E-commerce Co., Ltd, Xiamen (CN)**  
(\*\*) Term: **15 Years**  
(21) Appl. No.: **29/738,315**  
(22) Filed: **Jun. 16, 2020**  
(51) **LOC (14) Cl.** ..... **07-99**  
(52) **U.S. Cl.**  
USPC ..... **D7/396.6; D7/558**  
(58) **Field of Classification Search**  
USPC ..... D7/550.1, 554.1, 554.2, 554.4, 558, 560, D7/565, 584, 585, 586, 588, 602, 610, D7/396.1, 396.6; D6/685-687, 692, D6/692.1-692.6, 707, 707.2, 708.17, D6/708.2  
CPC ..... A47G 2400/061; A47B 7/00; A47B 11/00; A47B 13/08; A47B 13/083; A47B 13/14  
See application file for complete search history.

D913,279 S \* 3/2021 Lloyd ..... D14/314  
11,045,005 B2 \* 6/2021 Harguth ..... A47C 3/04  
D934,853 S \* 11/2021 Lloyd ..... D14/314

**OTHER PUBLICATIONS**

Kenroy Home Modern AccentTable | posted at Amazon.com, posted on Sep. 21, 2015, © 1996-2022 Amazon.com, [online], [site visited Oct. 22, 2022]. Available from Internet, <URL:https://www.amazon.com/Kenroy-Home-Snowbird-Accent-Table/dp/B015NAUI80> (Year: 2015).\*

Deco 79 Industrial Ceramic Table | posted at Amazon.com, posted on Jun. 22, 2021, © 1996-2022 Amazon.com, [online], [site visited Oct. 22, 2022]. Available from Internet, <URL:https://www.amazon.com/dp/B097QGCQ7P/ref=sbl\_dp\_x\_end-tables\_B0B7BWDC14\_0> (Year: 2021).\*

\* cited by examiner

*Primary Examiner* — Andrew Kerr  
(74) *Attorney, Agent, or Firm* — ScienBiziP, P.C.

(57) **CLAIM**

The ornamental design for a cupcake stand, as shown and described.

**DESCRIPTION**

FIG. 1 is a front and top perspective view of a cupcake stand, showing my design.

FIG. 2 is bottom perspective view thereof.

FIG. 3 is a front elevation view thereof.

FIG. 4 is a rear elevation view thereof.

FIG. 5 is a left side elevation view thereof.

FIG. 6 is a right side elevation view thereof.

FIG. 7 is a top plan view thereof; and,

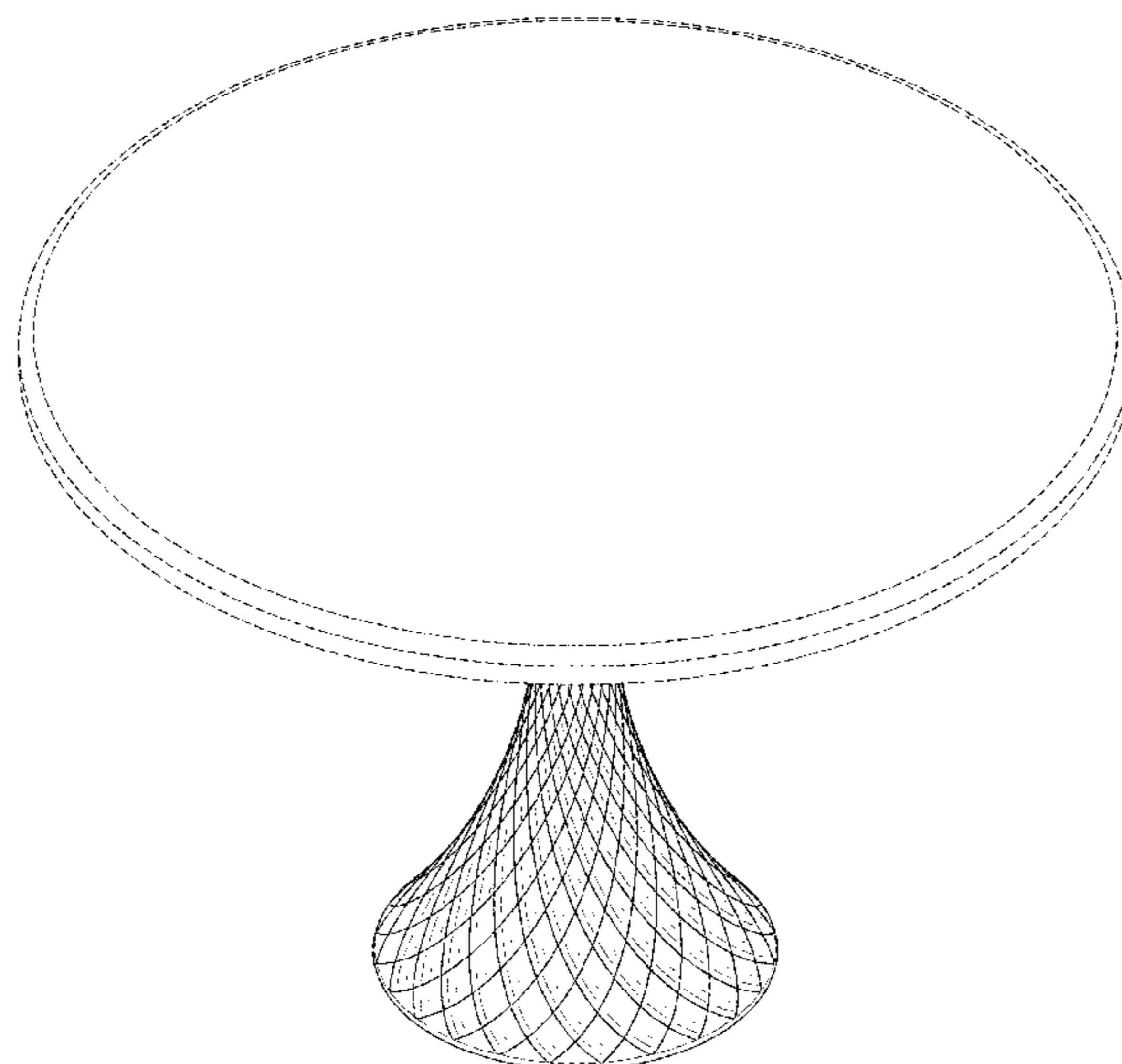
FIG. 8 is a bottom plan view thereof.

The broken lines in the drawings depict portions of the cupcake stand that form no part of the claimed design.

**1 Claim, 8 Drawing Sheets**

(56) **References Cited**  
U.S. PATENT DOCUMENTS

D194,037 S \* 11/1962 Reineman ..... D6/708.2  
D243,295 S \* 2/1977 Hartinger ..... D6/708.2  
D368,149 S \* 3/1996 Yu ..... D26/105  
D460,641 S \* 7/2002 O'Hare ..... D6/708.15  
D519,760 S \* 5/2006 Risdon ..... D6/708.17  
D556,516 S \* 12/2007 Dien ..... D7/558  
D560,974 S \* 2/2008 Goode ..... D7/558  
D593,778 S \* 6/2009 Muhich ..... D6/708.17  
D596,892 S \* 7/2009 Vanderminde ..... D7/335  
D671,368 S \* 11/2012 Stewart ..... D7/558  
D677,073 S \* 3/2013 Zak ..... D6/686  
D807,481 S \* 1/2018 Iu ..... D23/314  
D850,859 S \* 6/2019 Chen ..... D7/558



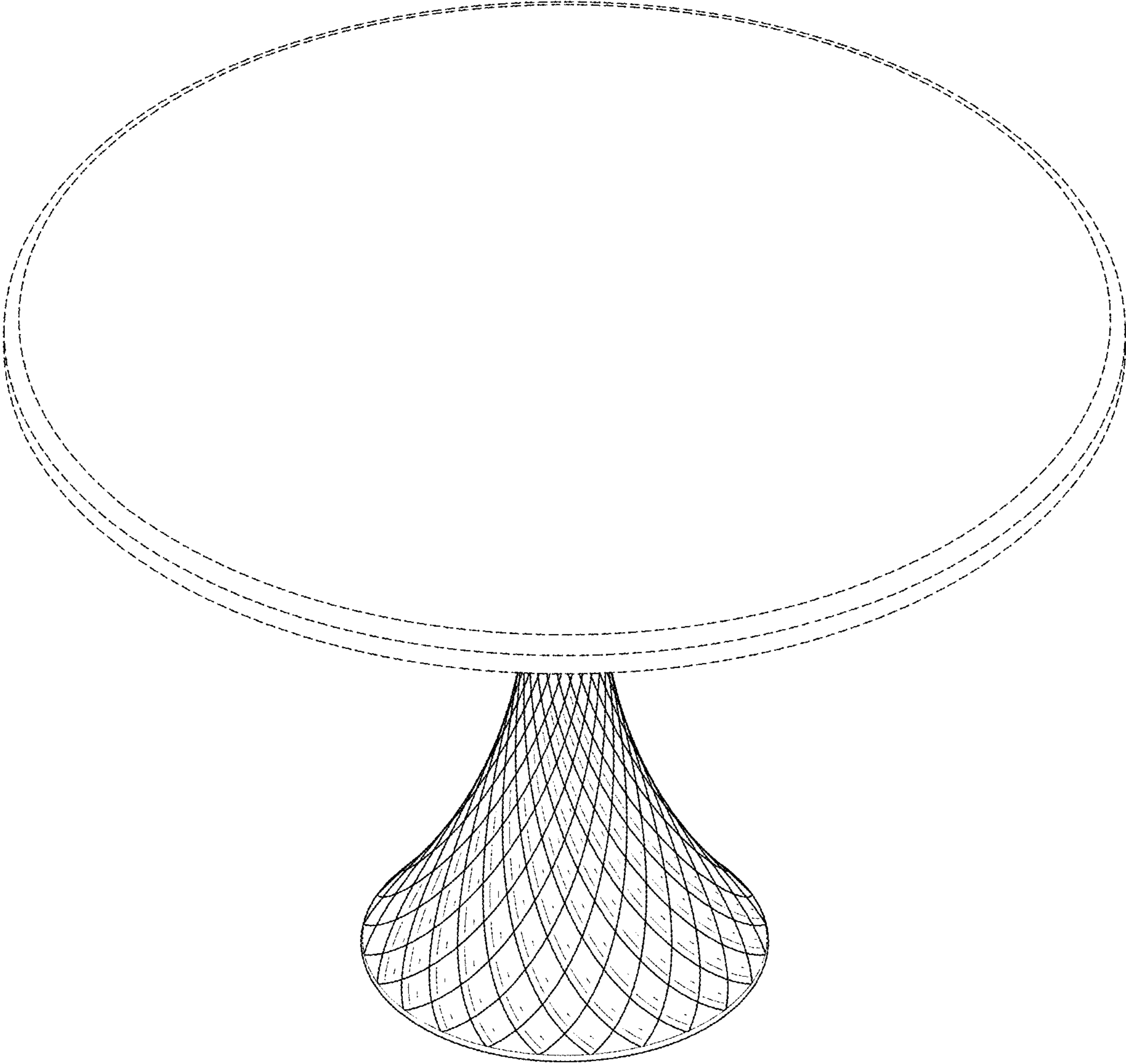


FIG. 1

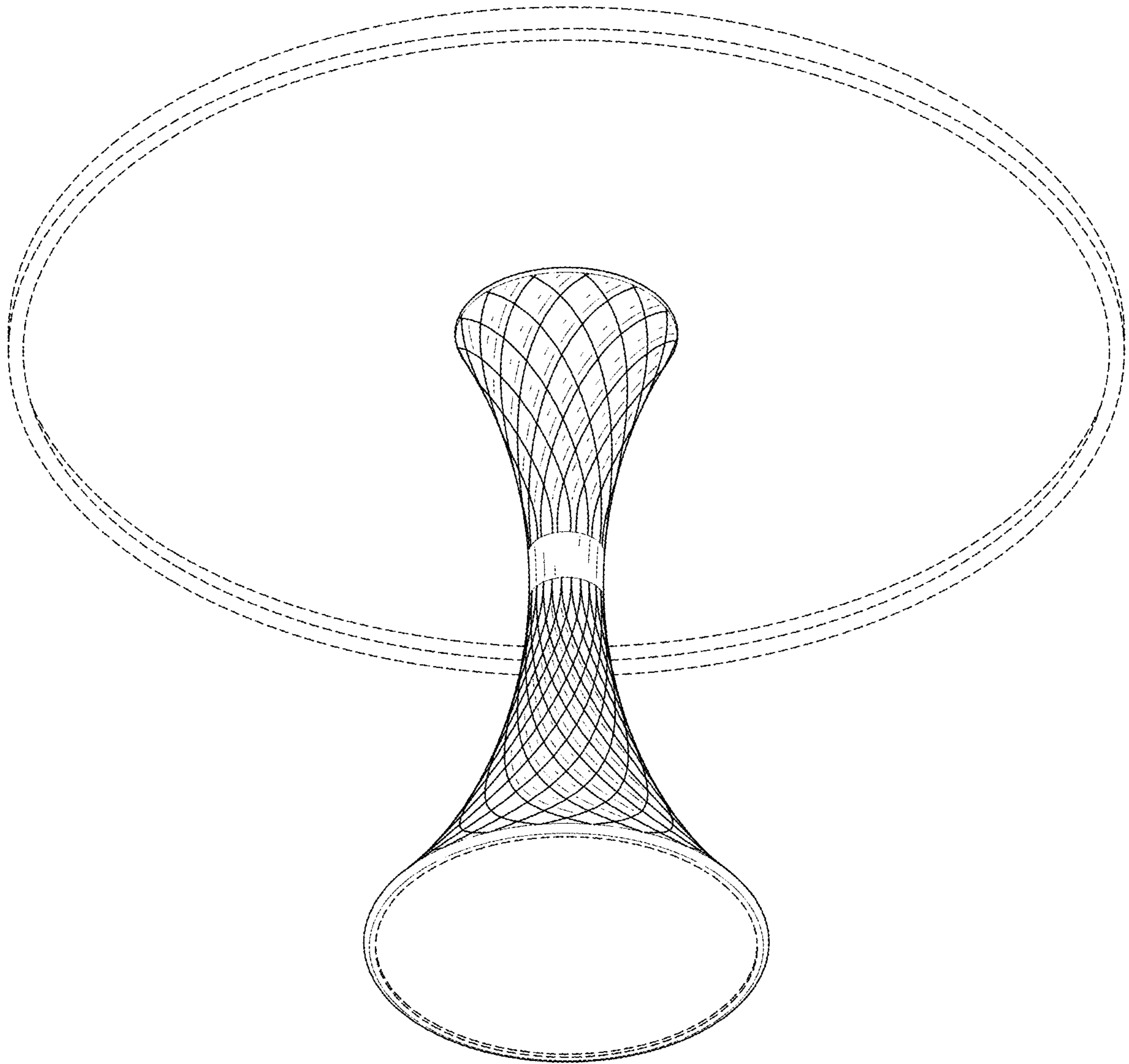


FIG. 2

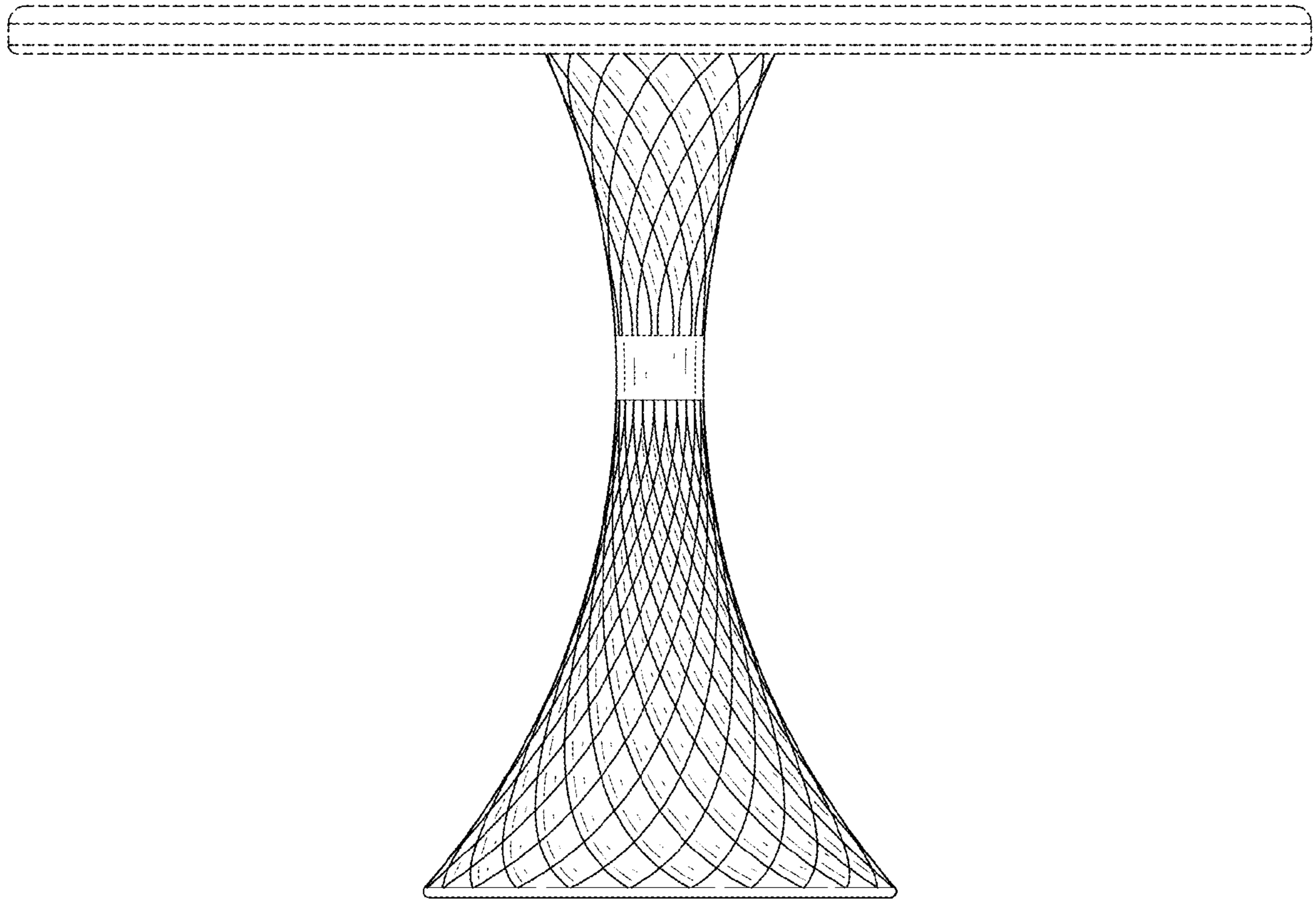


FIG. 3

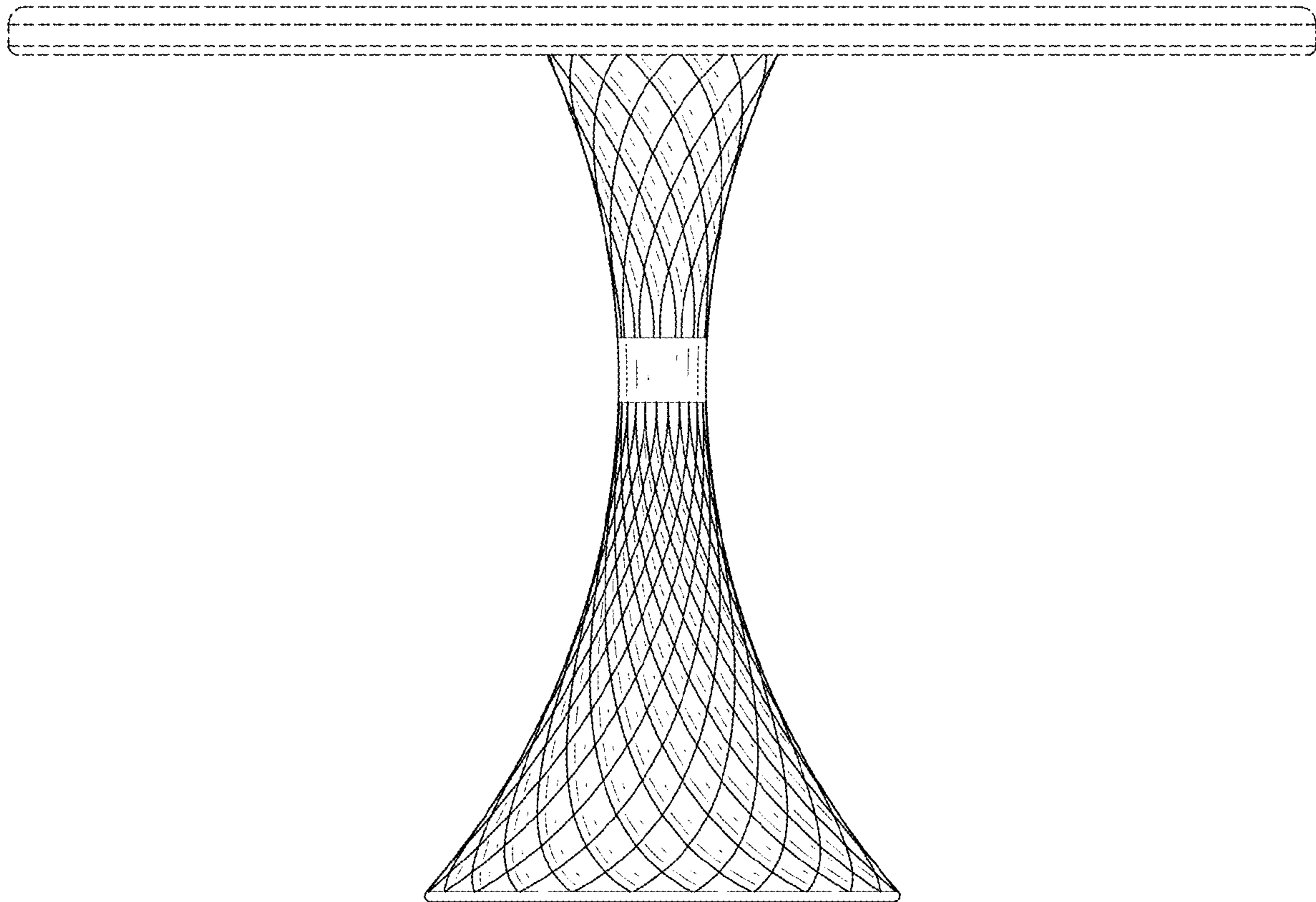


FIG. 4

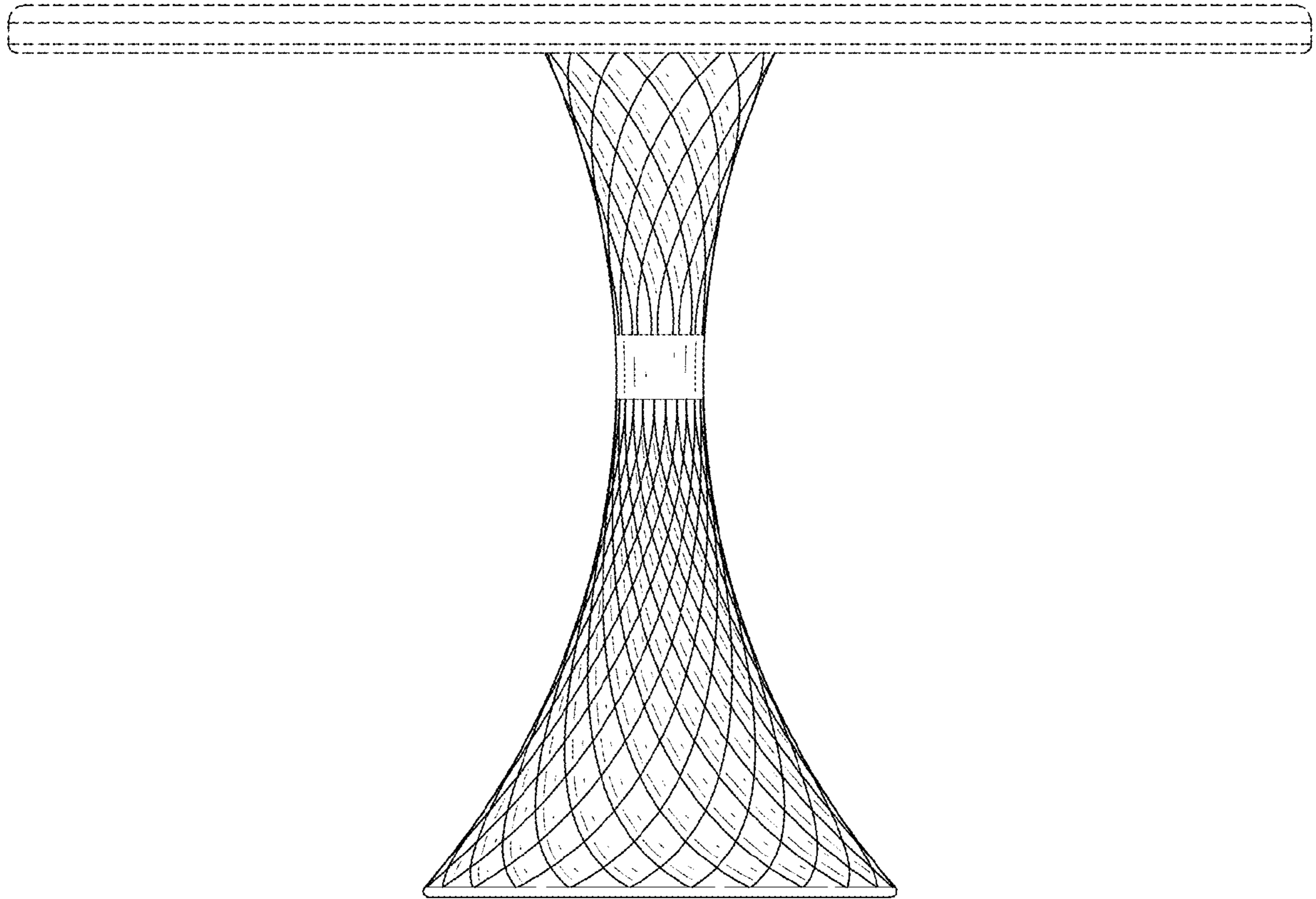


FIG. 5

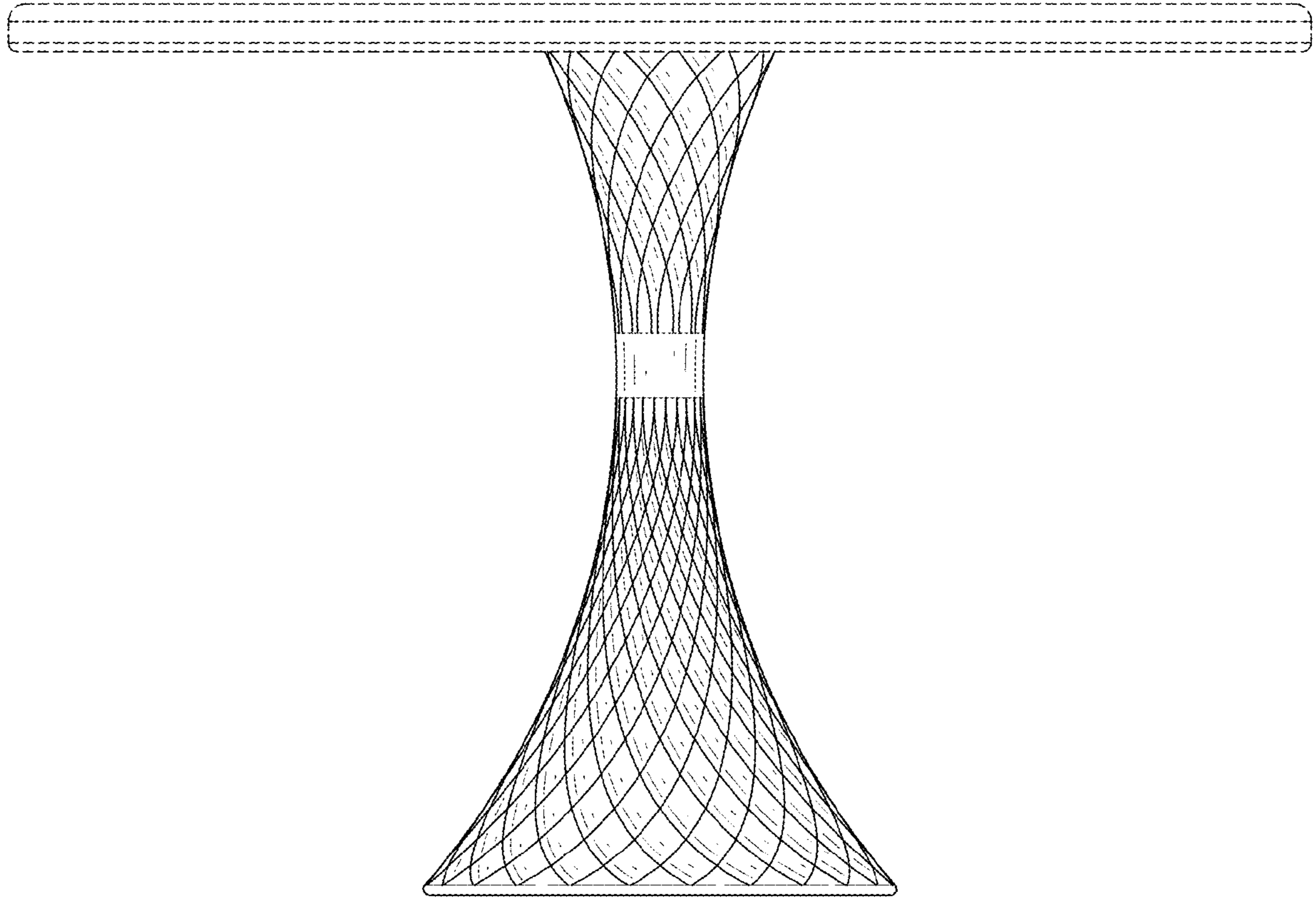


FIG. 6




FIG. 7






FIG. 8