



US00D978588S

(12) **United States Design Patent**
Bachert et al.

(10) **Patent No.:** **US D978,588 S**

(45) **Date of Patent:** **** Feb. 21, 2023**

(54) **ATELIER TABLE**

(71) Applicant: **Polestar Performance AB**, Gothenburg (SE)

(72) Inventors: **Kathrin Bachert**, Mölndal (SE); **Rong Guan**, Gothenburg (SE); **Marcus Olausson**, Gråbo (SE)

(73) Assignee: **Polestar Performance AB**, Gothenburg (SE)

(**) Term: **15 Years**

(21) Appl. No.: **29/739,223**

(22) Filed: **Jun. 23, 2020**

(51) **LOC (14) Cl.** **06-06**

(52) **U.S. Cl.**
USPC **D6/707.19; D6/707.18**

(58) **Field of Classification Search**
USPC D6/641, 642, 699, 702, 703, 705, 707, D6/707.15, 707.18, 707.19, 707.23, D6/707.24

CPC A47B 5/00; A47B 5/02; A47B 7/00; A47B 11/00; A47B 13/00; A47B 13/08; A47B 13/0081; A47B 13/083; A47B 13/12; A47B 17/00; A47B 21/00; A47B 2021/007; A47B 2021/0076; A47B 2200/0001

See application file for complete search history.

(56) **References Cited**

U.S. PATENT DOCUMENTS

- 7,047,890 B2 * 5/2006 Korber A47B 21/0073 108/50.01
- D738,880 S * 9/2015 Hwangbo D14/374
- 10,582,768 B1 * 3/2020 Ho A47B 21/007

- 2008/0115697 A1 * 5/2008 Beam H04M 1/02 108/26
- 2009/0151606 A1 * 6/2009 Korber A47B 21/0314 108/50.01
- 2009/0276319 A1 * 11/2009 Lungu G06Q 30/0277 345/173
- 2020/0000220 A1 * 1/2020 Kurian A47B 41/02
- 2020/0315323 A1 * 10/2020 Kim A47B 13/08
- 2022/0180423 A1 * 6/2022 Bachert G06Q 30/0621

OTHER PUBLICATIONS

Touch Table—Prodisplay <https://prodisplay.com/touch-screens/interactive-screens/touch-table/> retrieved from the internet on Aug. 1, 2022.*

* cited by examiner

Primary Examiner — Mary Ann Calabrese

(74) *Attorney, Agent, or Firm* — Patterson Thunte, P.A.

(57) **CLAIM**

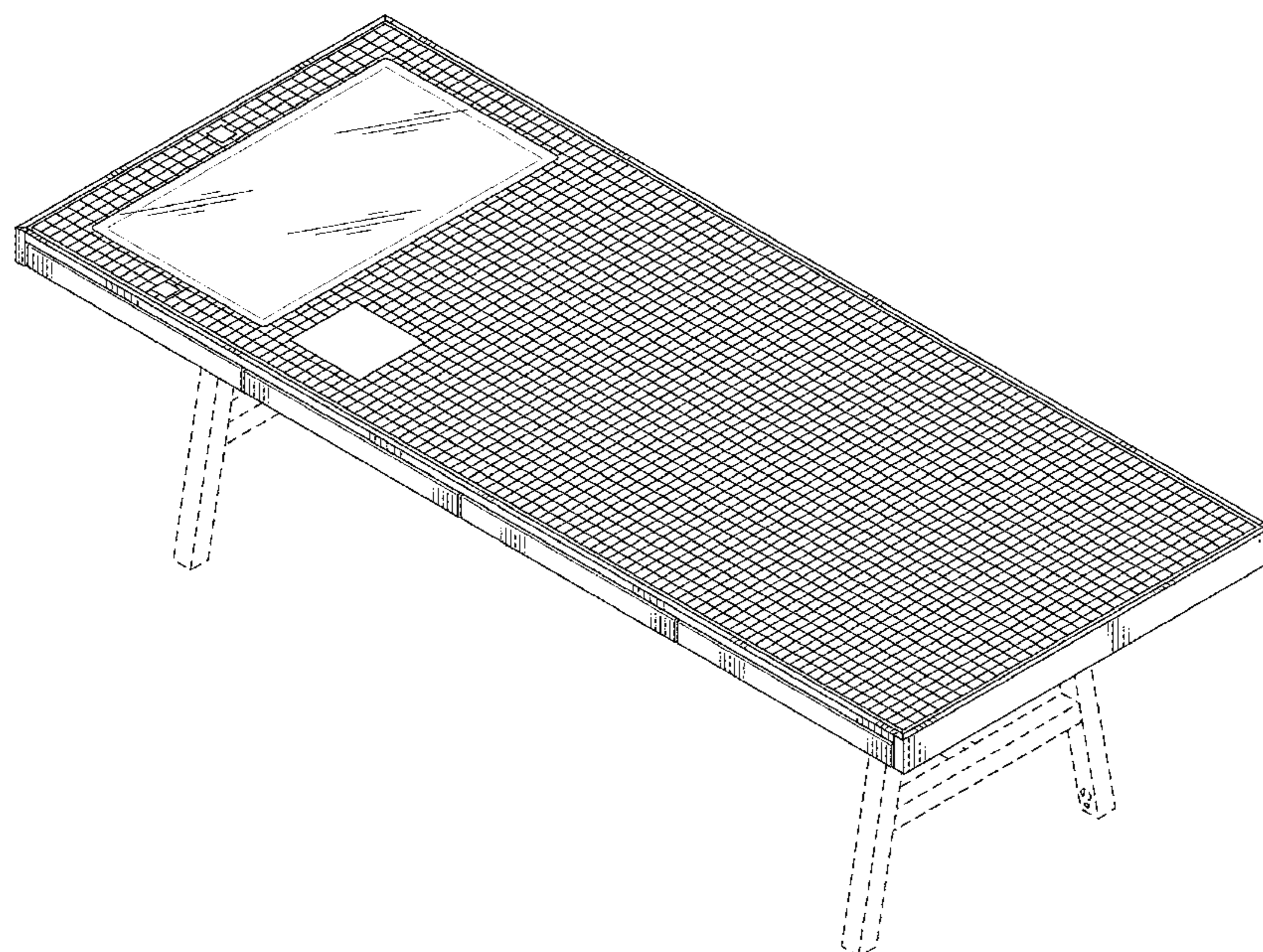
We claim the ornamental design for an atelier table, as shown and described.

DESCRIPTION

FIG. 1 is a top front perspective view of an atelier table. FIG. 2 is a top view of the atelier table depicted in FIG. 1. FIG. 3 is a bottom view of the atelier table depicted in FIG. 1. FIG. 4 is a front view of the atelier table depicted in FIG. 1. FIG. 5 is a rear view of the atelier table depicted in FIG. 1. FIG. 6 is a left side view of the atelier table depicted in FIG. 1; and, FIG. 7 is a right side view of the atelier table depicted in FIG. 1.

The broken lines in the drawings indicate portions of the atelier table that form no part of the claimed design.

1 Claim, 6 Drawing Sheets



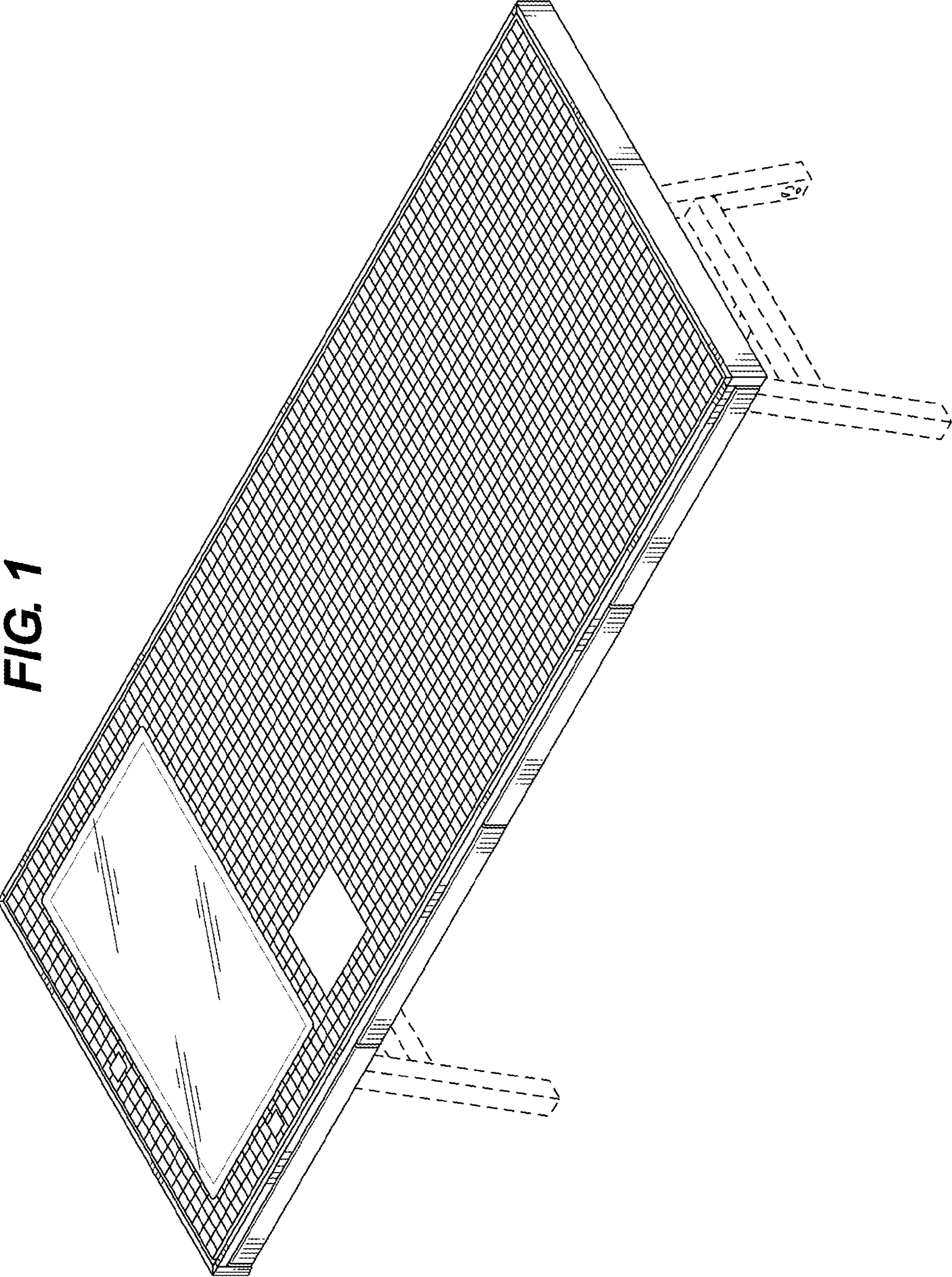


FIG. 2




FIG. 3




FIG. 4

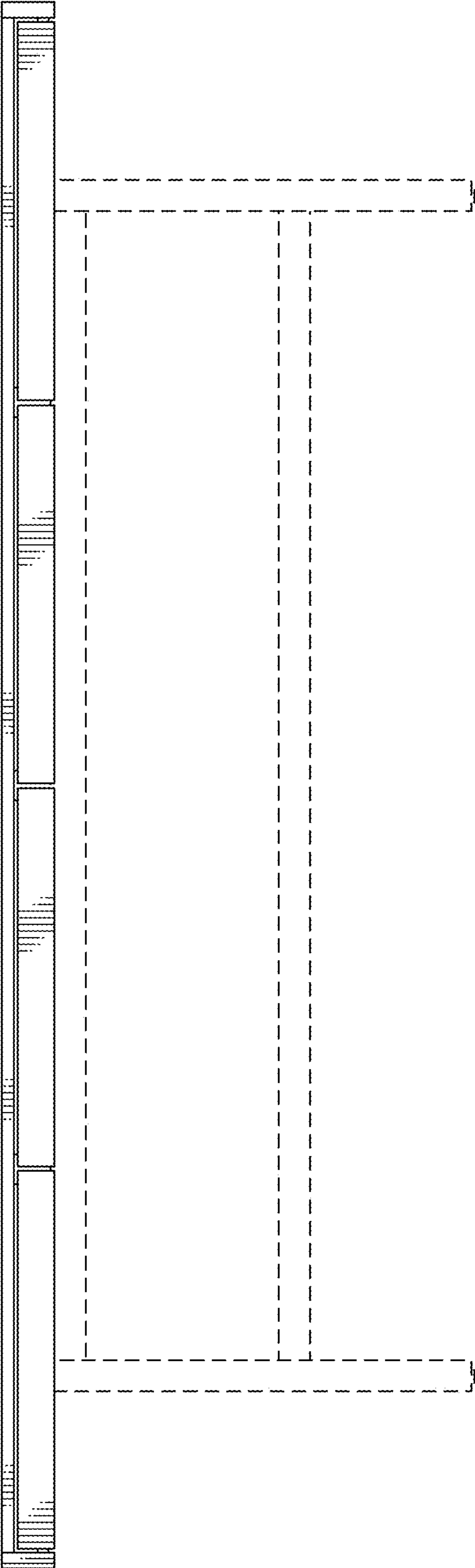


FIG. 5

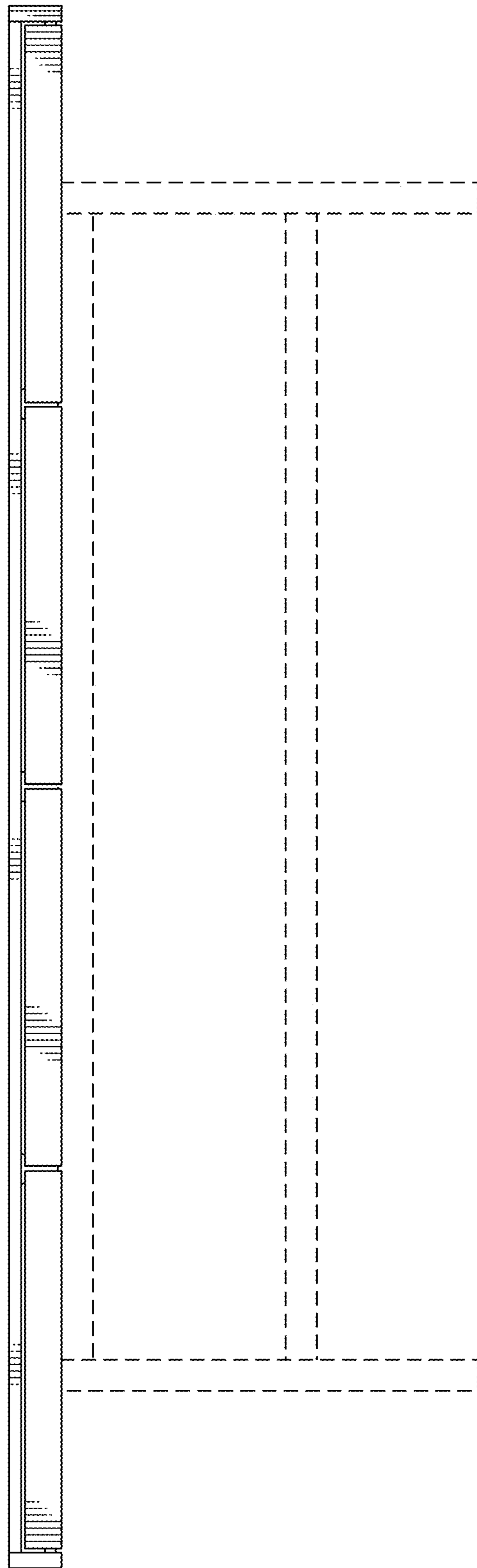


FIG. 7

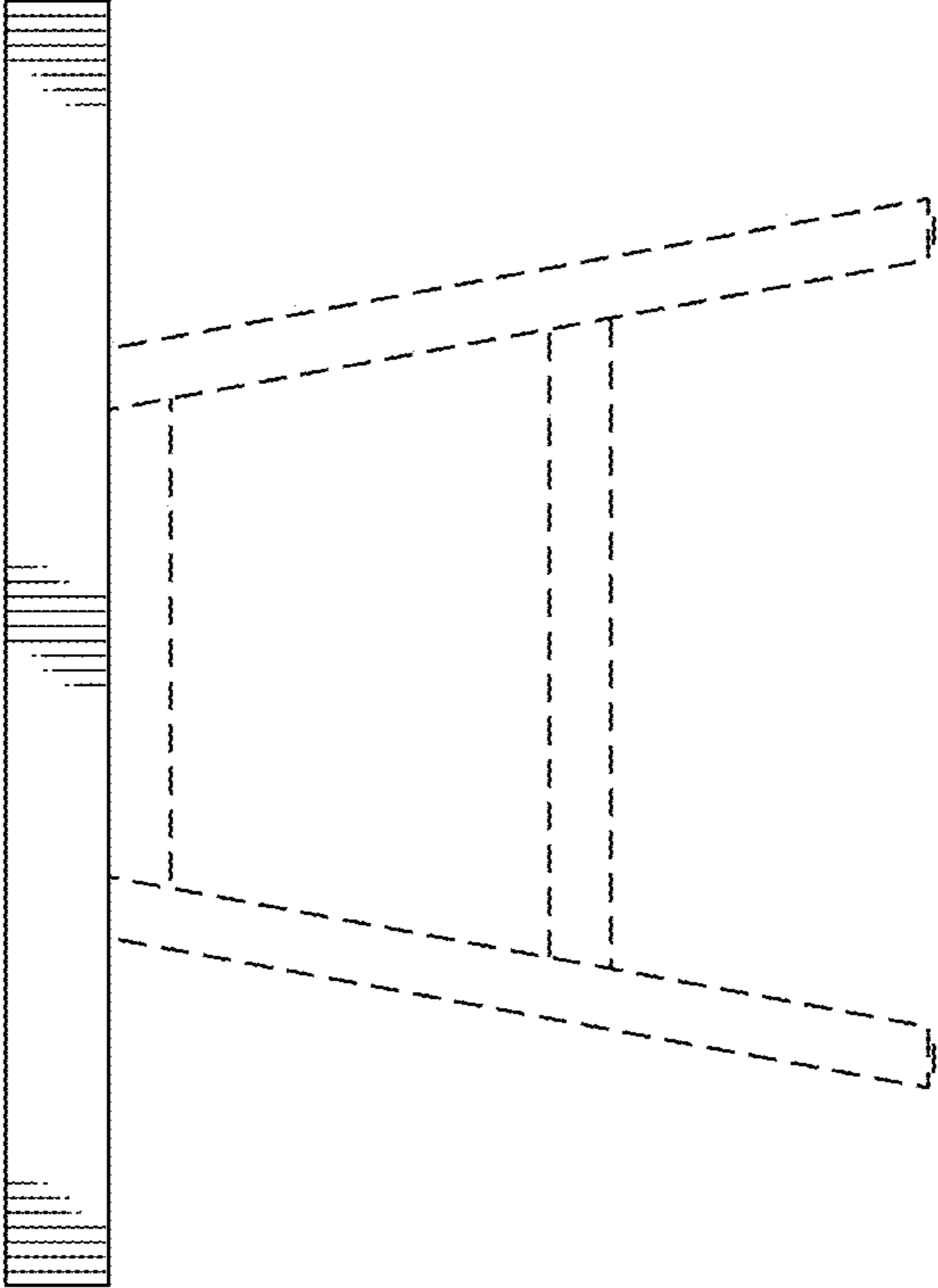


FIG. 6

