



US00D978587S

(12) **United States Design Patent** (10) **Patent No.:** **US D978,587 S**
Sullivan et al. (45) **Date of Patent:** **** Feb. 21, 2023**

(54) **PANELS FOR FURNITURE AND TOYS**

FOREIGN PATENT DOCUMENTS

(71) Applicant: **Pollywog Toys, LLC**, Washington, DC (US)

AU 2012254205 B2 2/2017
DE 2338936 A1 2/1975

(Continued)

(72) Inventors: **Abigail Sullivan**, Washington, DC (US); **Christian W. Brown**, Loveland, CO (US)

OTHER PUBLICATIONS

International Search Report and Written Opinion, dated Nov. 20, 2020, for corresponding International Application No. PCT/US20/48543.

(73) Assignee: **Pollywog Toys, LLC**, Washington, DC (US)

Primary Examiner — Kelley A Donnelly

(**) Term: **15 Years**

(74) *Attorney, Agent, or Firm* — Build IP, LLC; Robert V. Donahoe

(21) Appl. No.: **29/718,360**

(57) **CLAIM**

(22) Filed: **Dec. 23, 2019**

The ornamental design for a panels for furniture and toys, as shown and described.

(51) **LOC (14) Cl.** **06-06**

(52) **U.S. Cl.**
USPC **D6/703.4**

DESCRIPTION

(58) **Field of Classification Search**
USPC D6/553, 566, 571–572, 703.4, 702, 672;
D25/58, 61, 138, 153, 157, 152, 155
CPC A47B 2220/0002; A47B 2220/008; A47B
2220/02; A47B 2230/01; A47F 5/00;
A47F 5/0018; A47F 54/10; A47F 5/16;
A47F 7/00

FIG. 1 is an isometric view of a panels for furniture and toys in accordance with a first embodiment;
FIG. 2 is a plan view of a panels for furniture and toys in accordance with the first embodiment;
FIG. 3 is a side view of a panels for furniture and toys in accordance with the first embodiment;
FIG. 4 is an isometric view of a panels for furniture and toys in accordance with a second embodiment;
FIG. 5 is a plan view of a panels for furniture and toys in accordance with the second embodiment;
FIG. 6 is a side view of a panels for furniture and toys in accordance with the second embodiment;
FIG. 7 is an isometric view of a panels for furniture and toys in accordance with a third embodiment;
FIG. 8 is a plan view of a panels for furniture and toys in accordance with the third embodiment; and,
FIG. 9 is a side view of a panels for furniture and toys in accordance with the third embodiment.
Elements shown in phantom form no part of the claimed design.

See application file for complete search history.

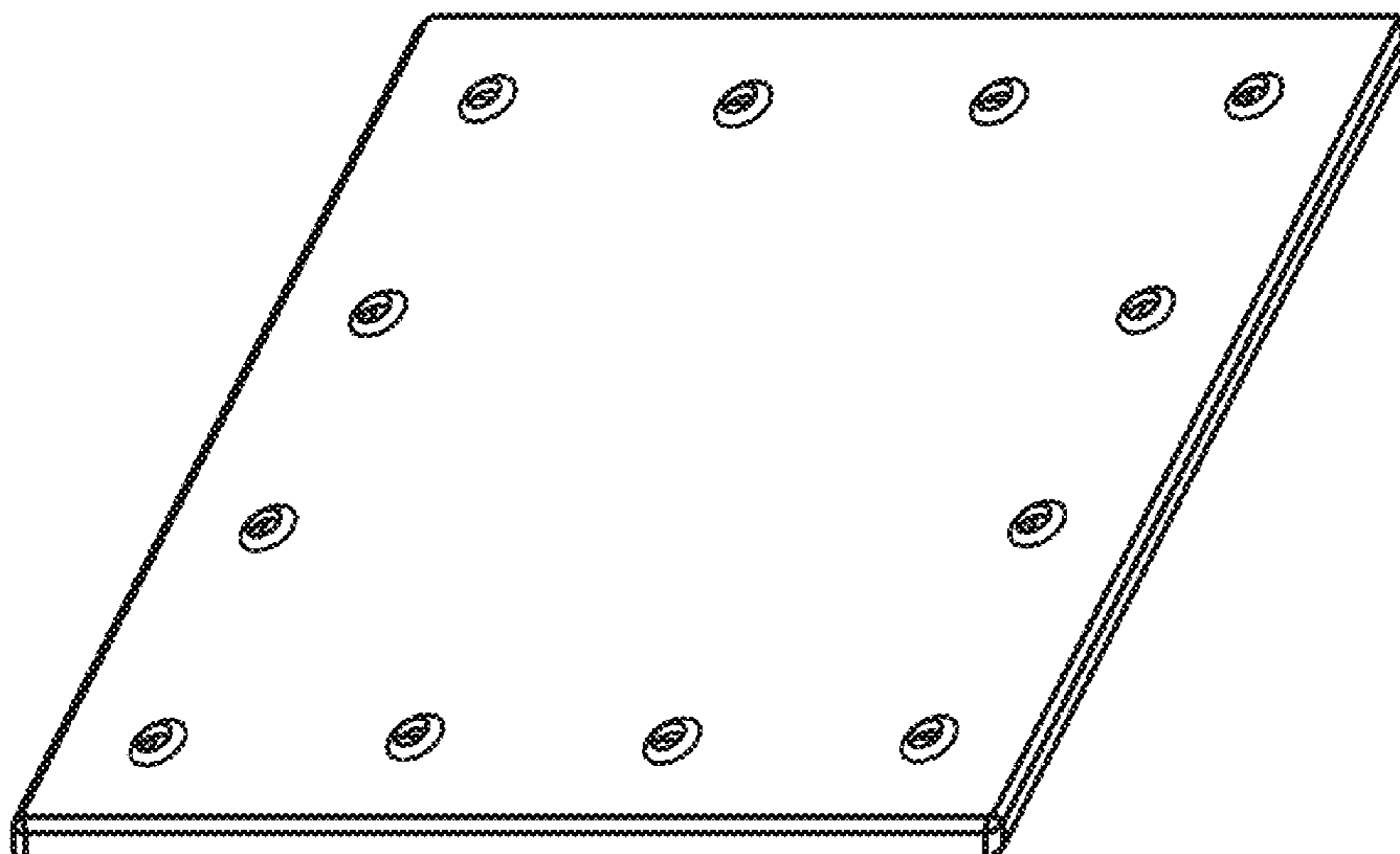
(56) **References Cited**

U.S. PATENT DOCUMENTS

1,336,626 A 4/1920 Hall
1,648,706 A 11/1927 Walker
2,551,071 A 5/1951 Tyng
3,120,078 A 2/1964 Bessinger
3,132,443 A 5/1964 Kuhn
3,168,793 A 2/1965 Gibson
3,262,405 A 7/1966 Sutton
3,547,491 A 12/1970 Bovasso
3,826,206 A 7/1974 Ruggles

(Continued)

1 Claim, 3 Drawing Sheets



(56)

References Cited

U.S. PATENT DOCUMENTS

D286,719 S * 11/1986 Ferdinand D6/703.4
 4,715,743 A * 12/1987 Schmanski A61H 3/066
 404/9
 5,114,680 A * 5/1992 Obermiller B01L 9/06
 211/74
 D389,349 S * 1/1998 Canton Gongora D6/703.4
 5,754,995 A 5/1998 Behrendt
 5,910,037 A 6/1999 Bach et al.
 5,971,187 A 10/1999 Clee et al.
 6,615,999 B1 9/2003 Culp
 D492,516 S * 7/2004 Nemec D6/703.4
 6,769,369 B1 8/2004 Brandenburg
 D616,230 S * 5/2010 Leeds D6/703.4
 D634,570 S * 3/2011 Lin D6/705
 D704,861 S * 5/2014 Waters D25/138
 D742,036 S * 10/2015 Gallagher E04H 12/2238
 D25/61
 9,506,489 B2 11/2016 Ko

9,554,645 B2 1/2017 Urheim
 9,615,663 B2 4/2017 Davis
 9,731,214 B2 8/2017 Lindaman
 D895,161 S * 9/2020 Jones D25/138
 D906,545 S * 12/2020 Pupilli D25/61
 D909,108 S * 2/2021 Shing D6/703.4
 2003/0211595 A1* 11/2003 Lee B01L 9/06
 435/283.1
 2005/0200250 A1 9/2005 Zillman et al.
 2007/0095997 A1* 5/2007 Case A47G 1/164
 248/309.1
 2016/0029790 A1* 2/2016 Carpenter A47B 47/00
 211/75

FOREIGN PATENT DOCUMENTS

ES 1087830 8/2013
 NL 2012947 4/2014
 WO 0226339 A1 4/2002

* cited by examiner

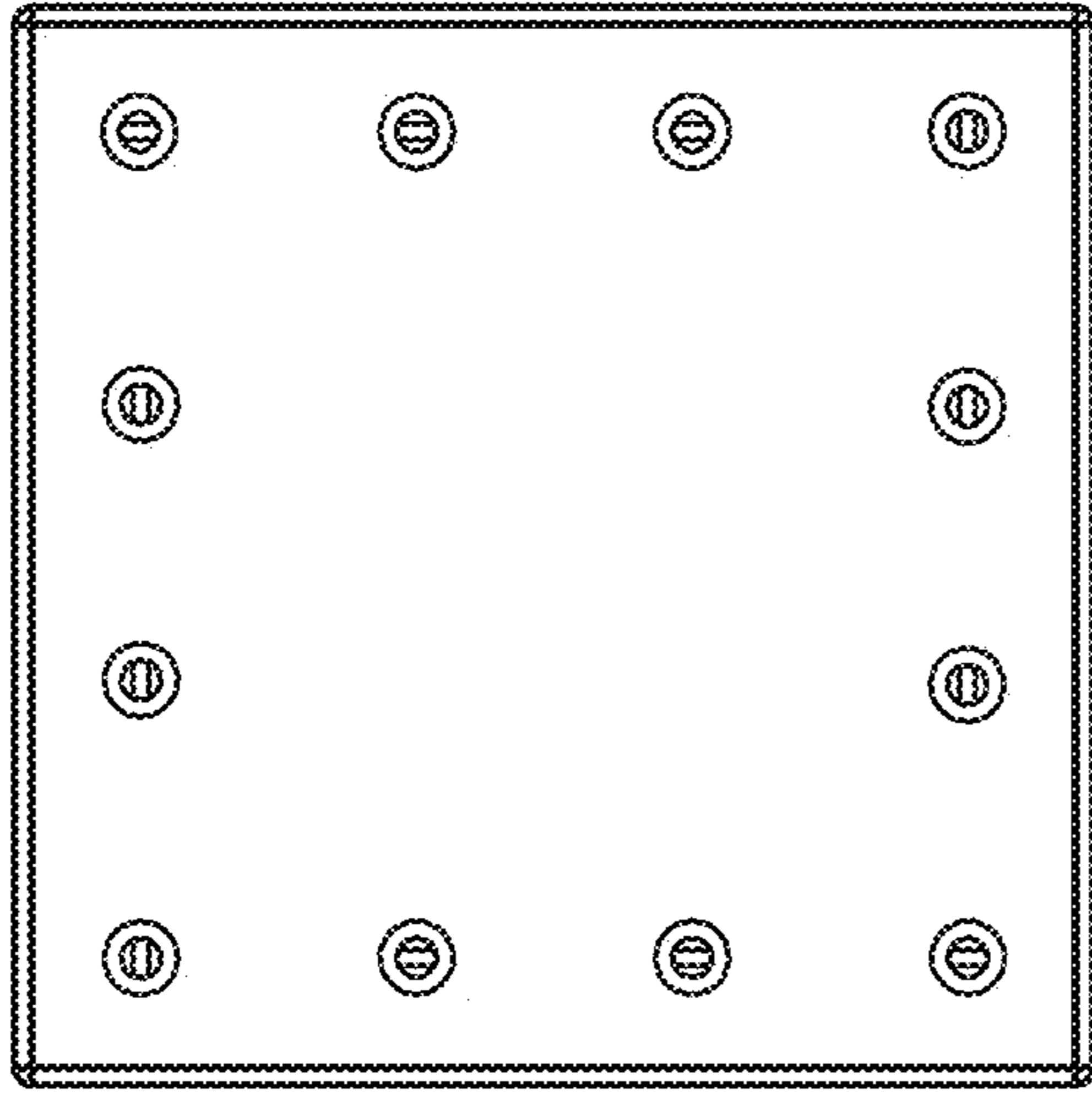


FIG. 2

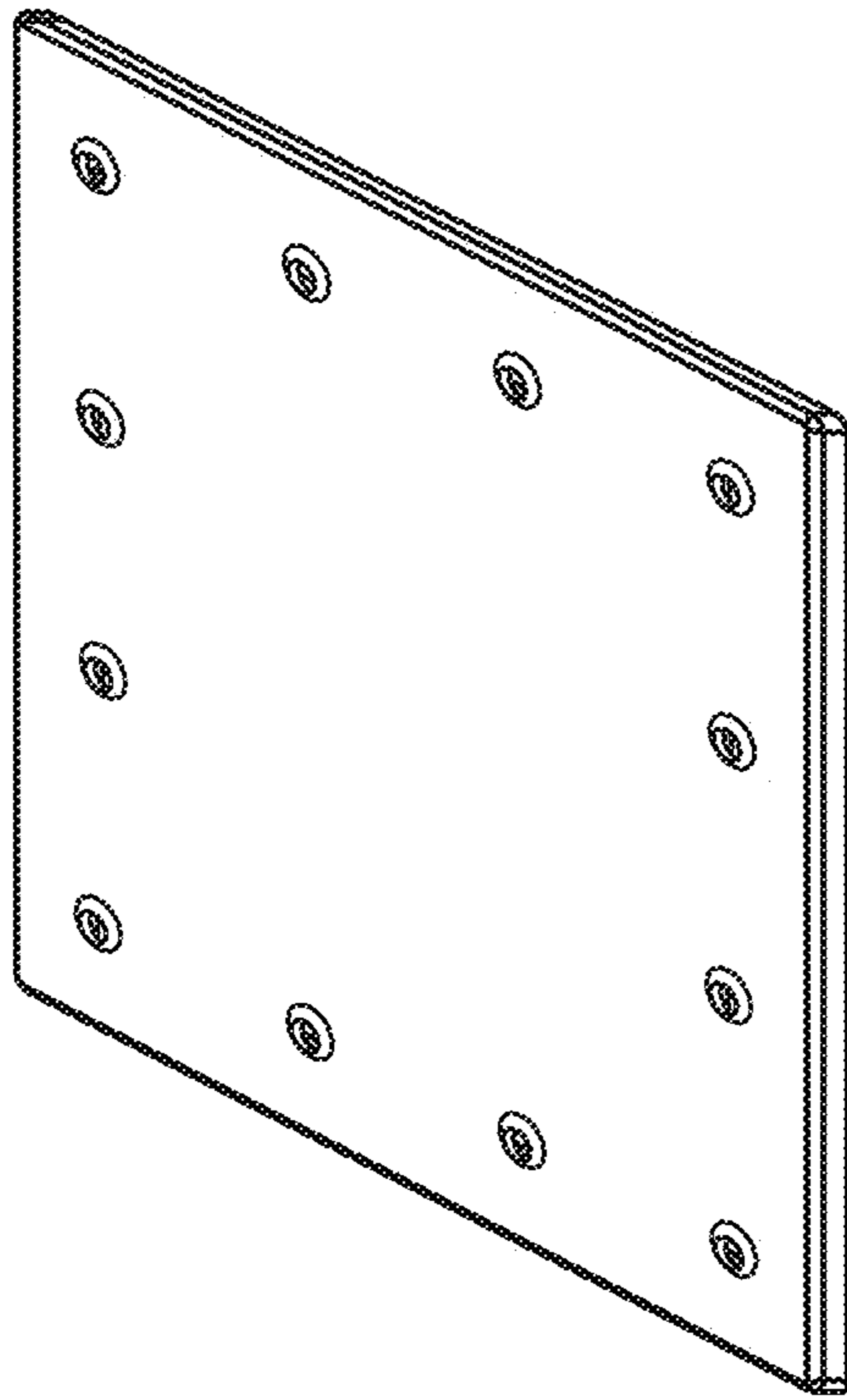


FIG. 1




FIG. 3

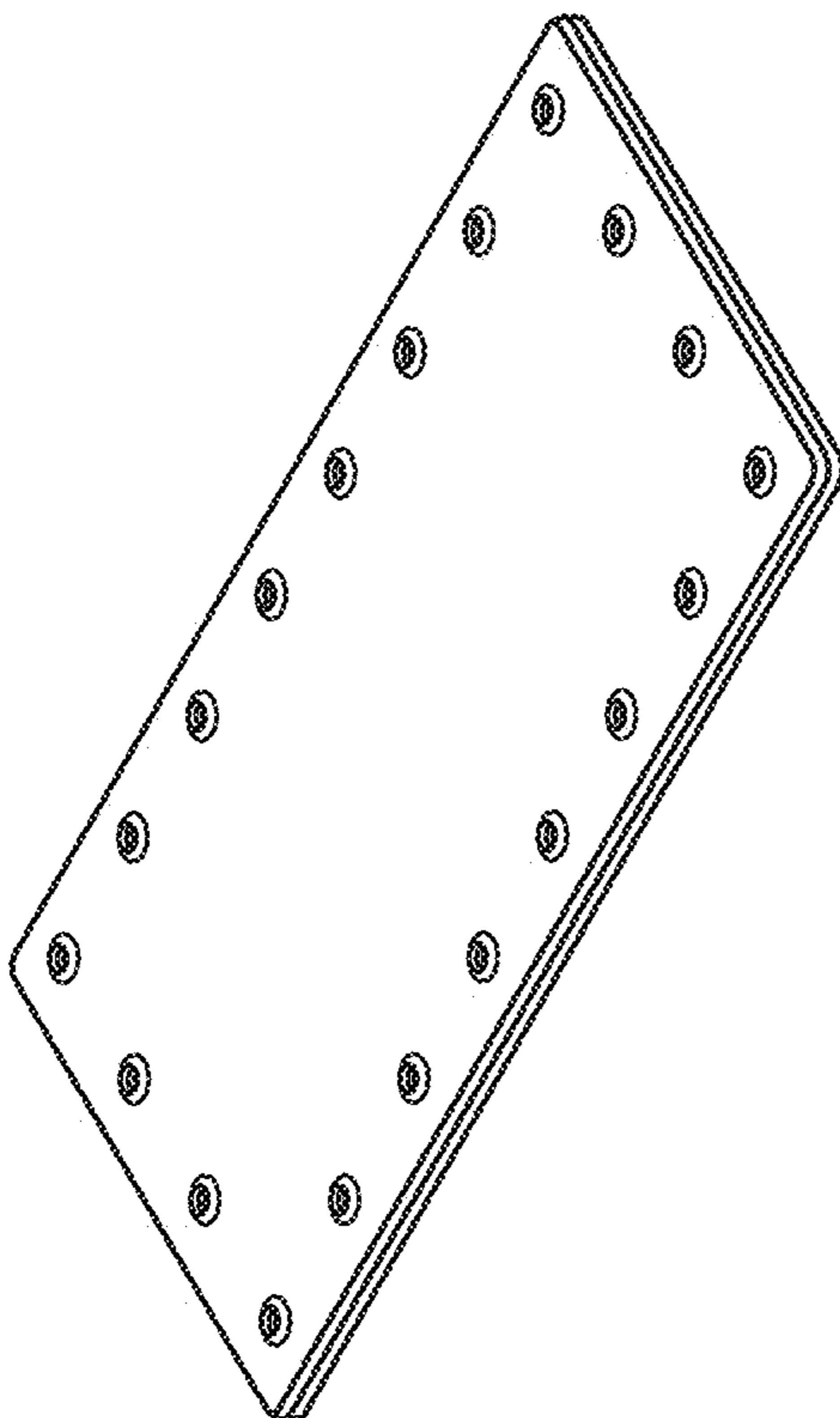


FIG. 4

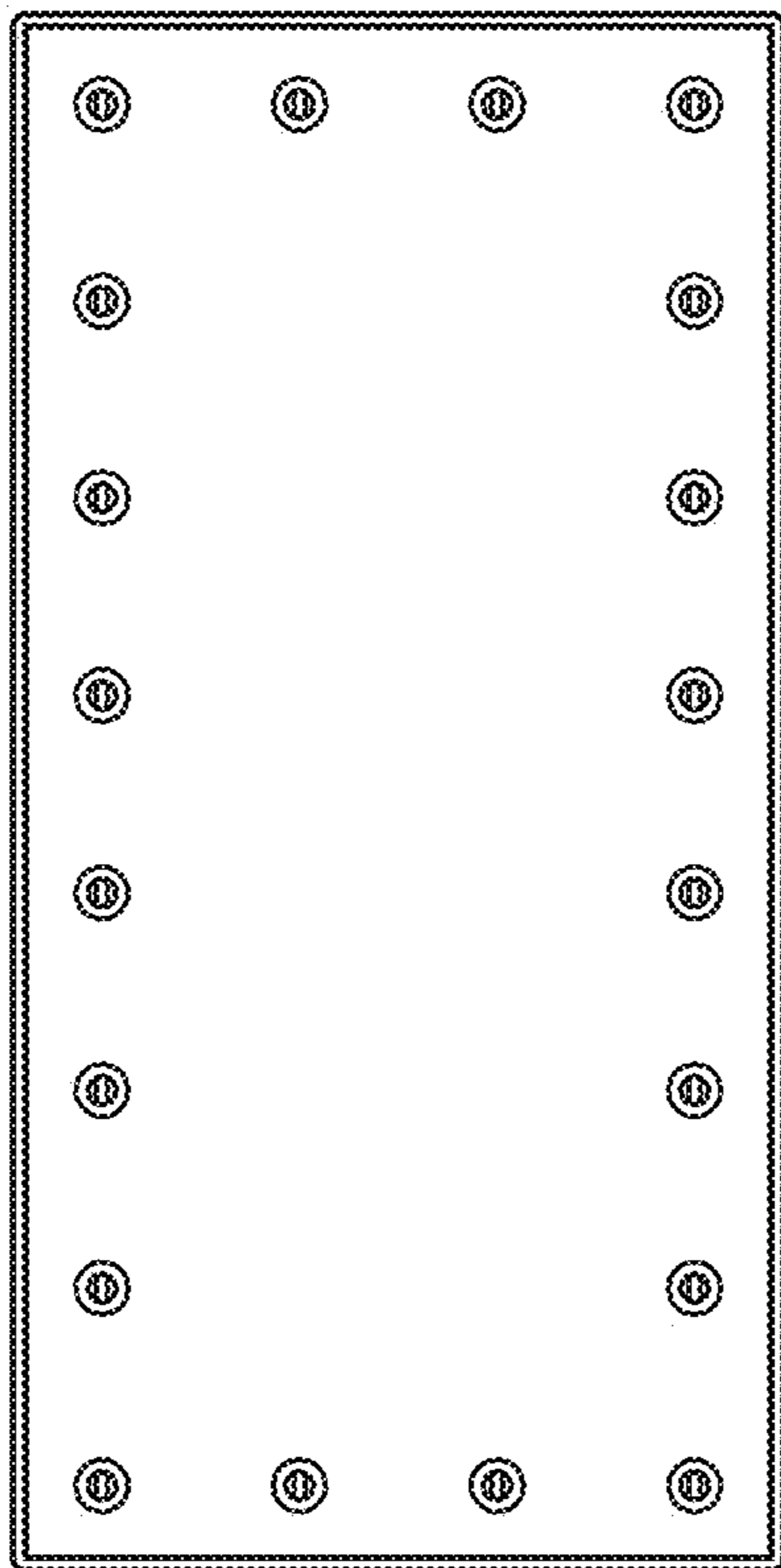


FIG. 5



FIG. 6

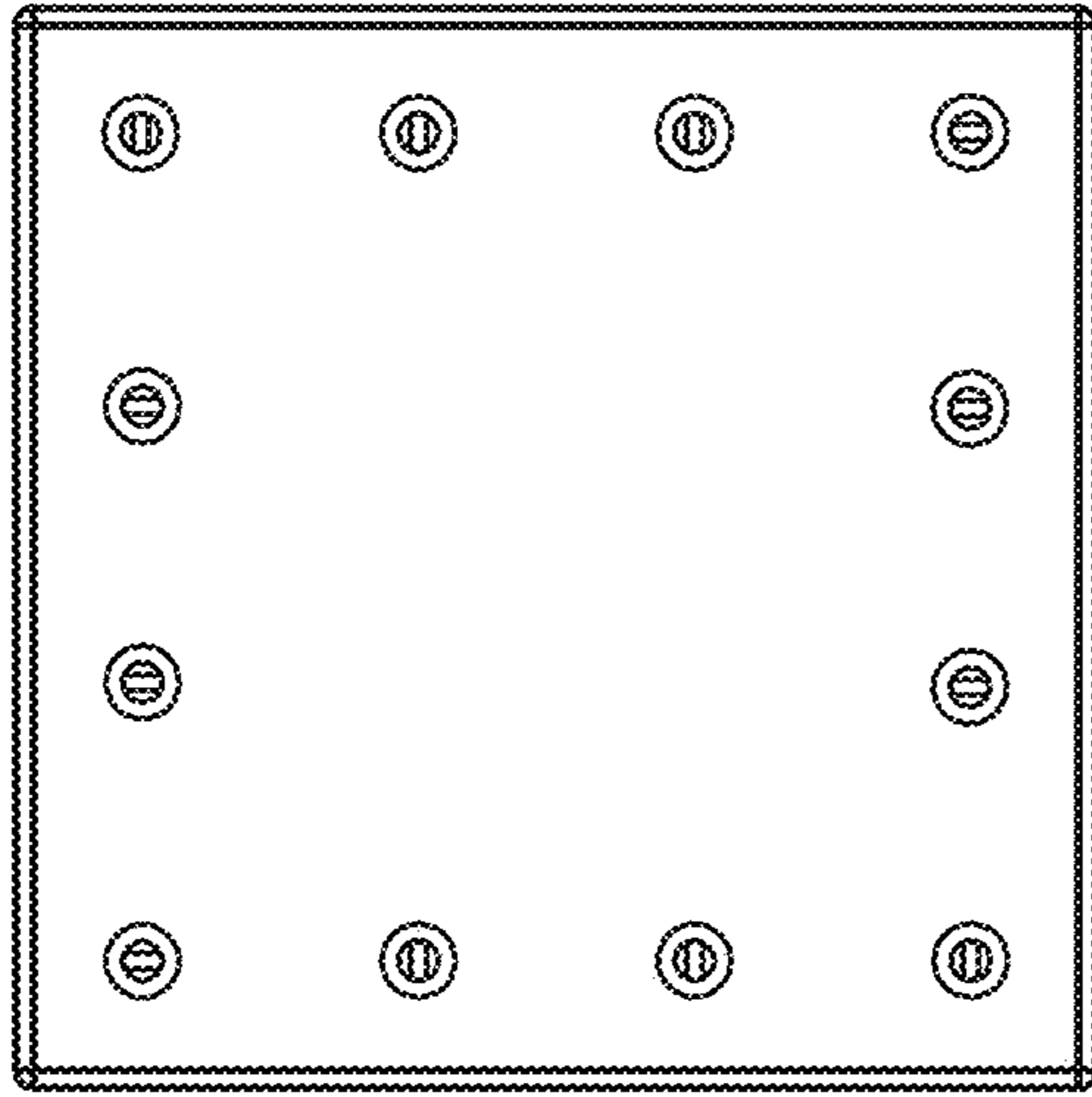


FIG. 8

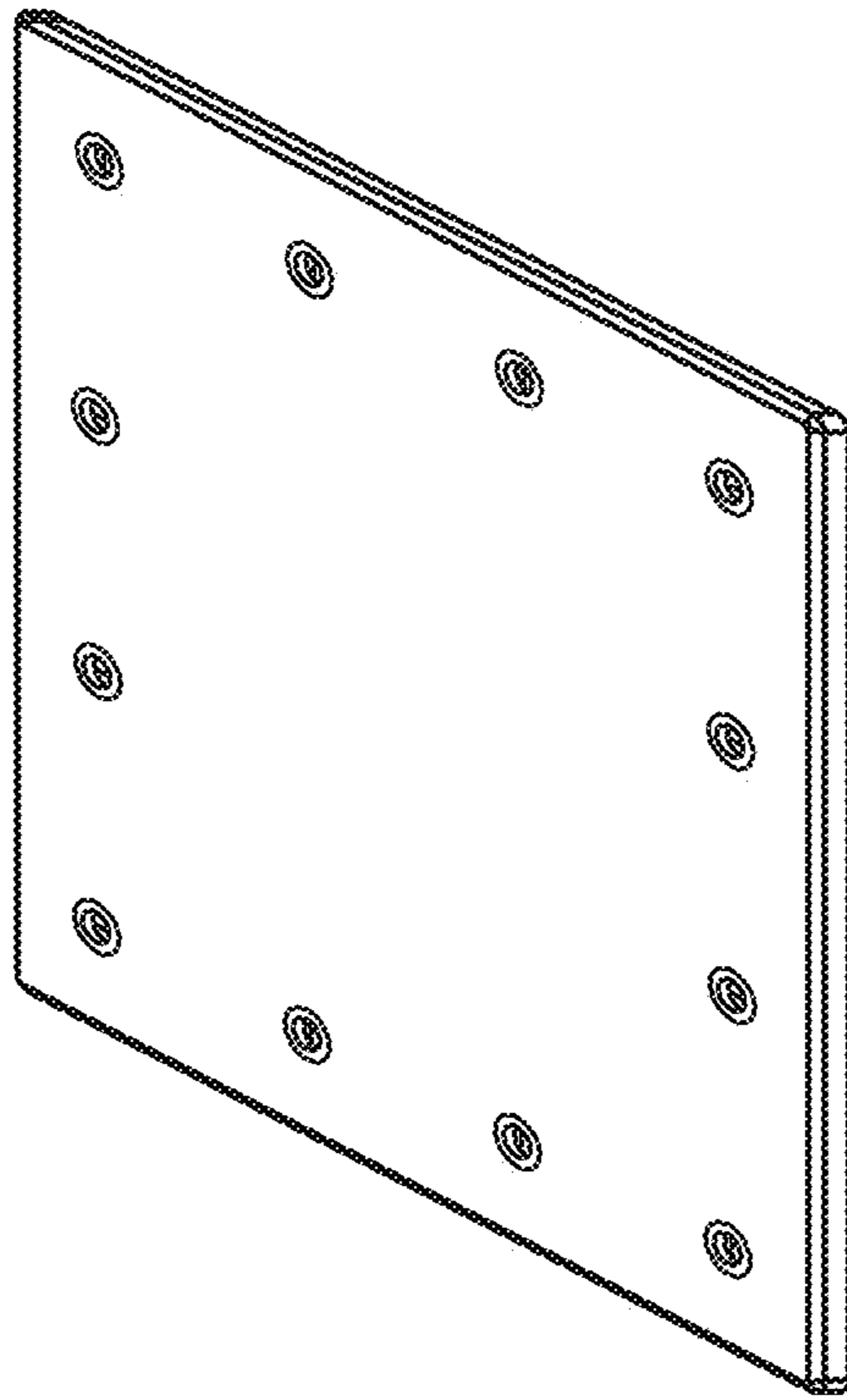


FIG. 7



FIG. 9