



US00D978582S

(12) **United States Design Patent** (10) **Patent No.:** **US D978,582 S**
Jones et al. (45) **Date of Patent:** **** Feb. 21, 2023**

(54) **BUFFET**
(71) Applicant: **Williams-Sonoma, Inc.**, San Francisco, CA (US)
(72) Inventors: **Anna Jones**, Brooklyn, NY (US); **Julie Kang**, Edgewater, NJ (US)
(73) Assignee: **Williams-Sonoma, Inc.**, San Francisco, CA (US)
(**) Term: **15 Years**
(21) Appl. No.: **29/762,681**
(22) Filed: **Dec. 17, 2020**
(51) **LOC (14) Cl.** **06-04**
(52) **U.S. Cl.**
USPC **D6/671.1**
(58) **Field of Classification Search**
USPC D6/657, 661, 660, 662, 662.1, 663, 671, D6/671.1, 671.2
CPC A47B 67/00; A47B 67/04; A47B 2220/01; A47B 85/00; A47B 81/06; A47B 17/00; A47F 3/00; A47F 7/005
See application file for complete search history.

D862,944 S 10/2019 Nakamura
D879,516 S * 3/2020 Davis D6/657
D895,329 S 9/2020 Knox
D904,802 S * 12/2020 Davis D6/657
D906,021 S * 12/2020 Davis D6/657
D931,018 S * 9/2021 Huang D6/671.1

OTHER PUBLICATIONS

Slatted Buffet by West Elm, first available: Feb. 24, 2020. Instagram.com [online], [site visited May 16, 2022], Internet URL: https://www.instagram.com/p/B8-GO221enA/?igshid=YmMyMTA2M2Y= (Year: 2020).*
Slatted Media Console by West Elm, first available: Unknown. Westelm.com [online], [site visited May 16, 2022], Internet URL: https://www.westelm.com/products/slatted-narrow-media-console-h6511/?pkey=s~tv%20stand~136 (Year: 2022).*

* cited by examiner

Primary Examiner — Steven J Czyz
Assistant Examiner — Hillary Catherine Shepard
(74) *Attorney, Agent, or Firm* — Cook Alex Ltd.

(57) **CLAIM**

The ornamental design for a buffet, as shown and described.

DESCRIPTION

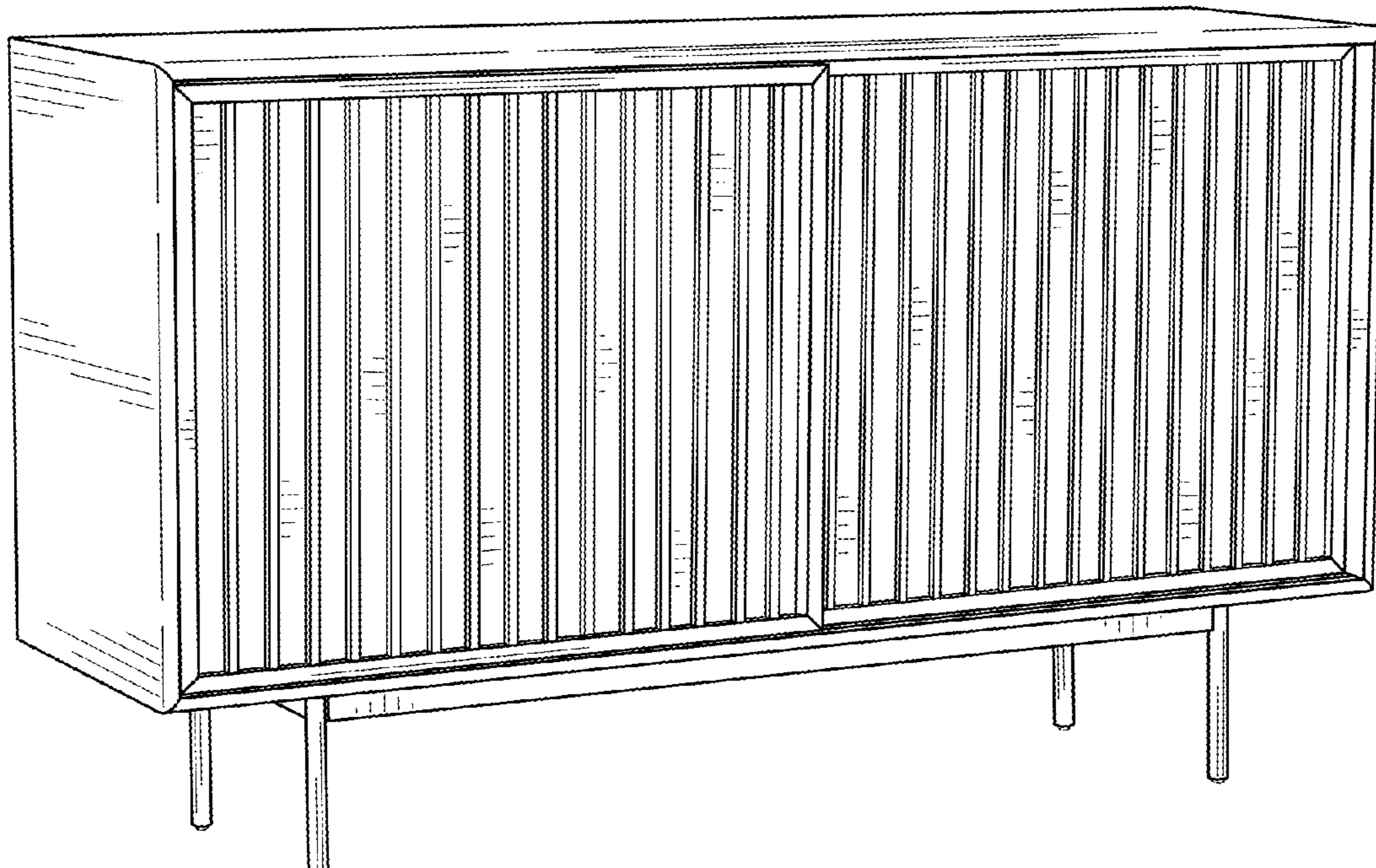
FIG. 1 is a perspective view of a buffet;
FIG. 2 is a front elevational view thereof;
FIG. 3 is a rear elevational view thereof;
FIG. 4 is a right side elevational view thereof, the left side of which is a mirror image;
FIG. 5 is a top plan view thereof; and,
FIG. 6 is a bottom plan view thereof.
The broken lines depict portions of the article that form no part of the claimed design.

1 Claim, 6 Drawing Sheets

(56) **References Cited**

U.S. PATENT DOCUMENTS

D758,766 S * 6/2016 Kirar D6/668.2
D812,935 S 3/2018 Hannoosh
D817,053 S * 5/2018 Arthur D6/714
D825,225 S * 8/2018 Massaud D6/666
D825,230 S * 8/2018 Massaud D6/675
D825,232 S * 8/2018 Massaud D6/675.1
D856,038 S * 8/2019 Parikh D6/671
D856,039 S * 8/2019 Parikh D6/671



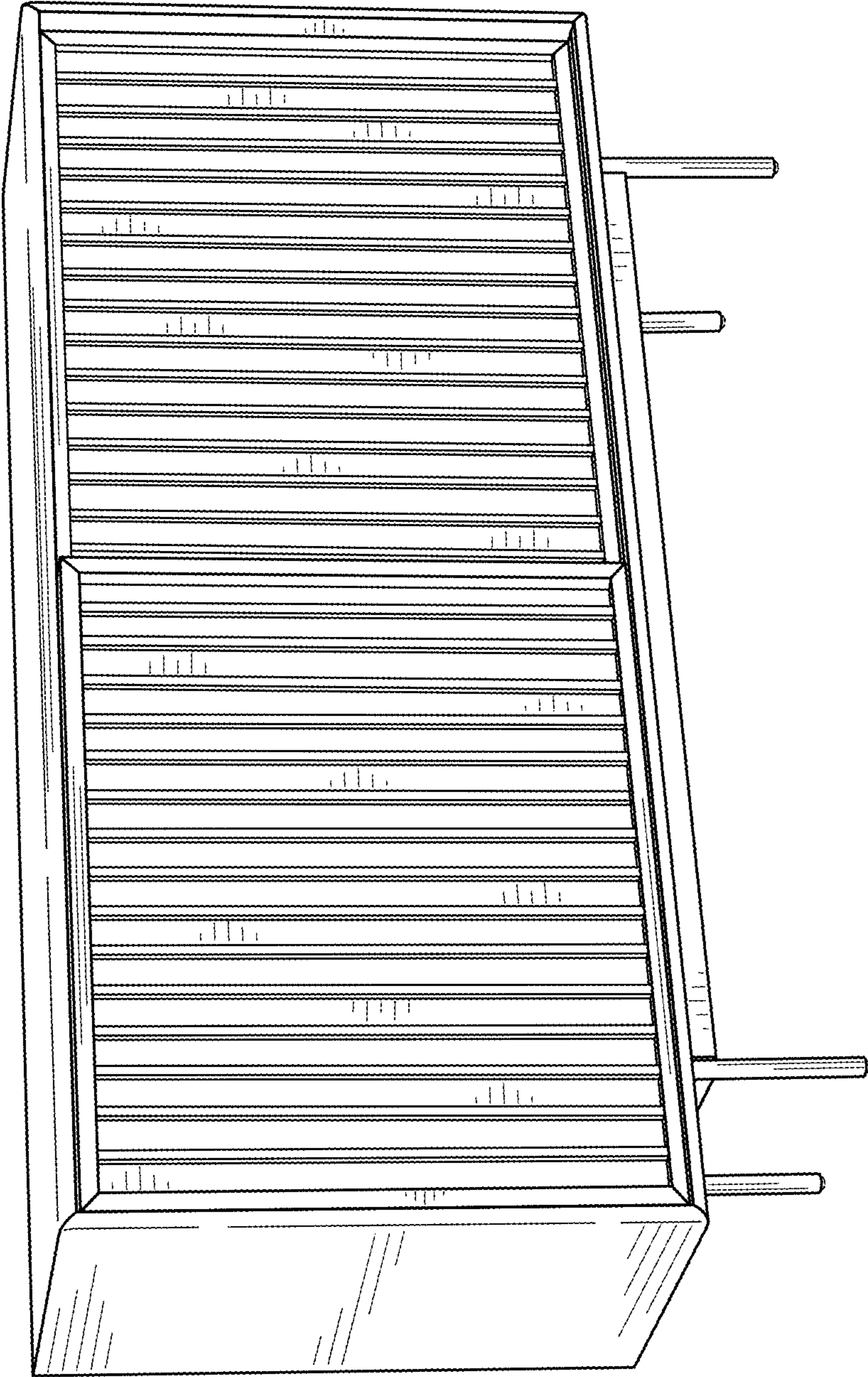


FIG. 1




FIG. 2

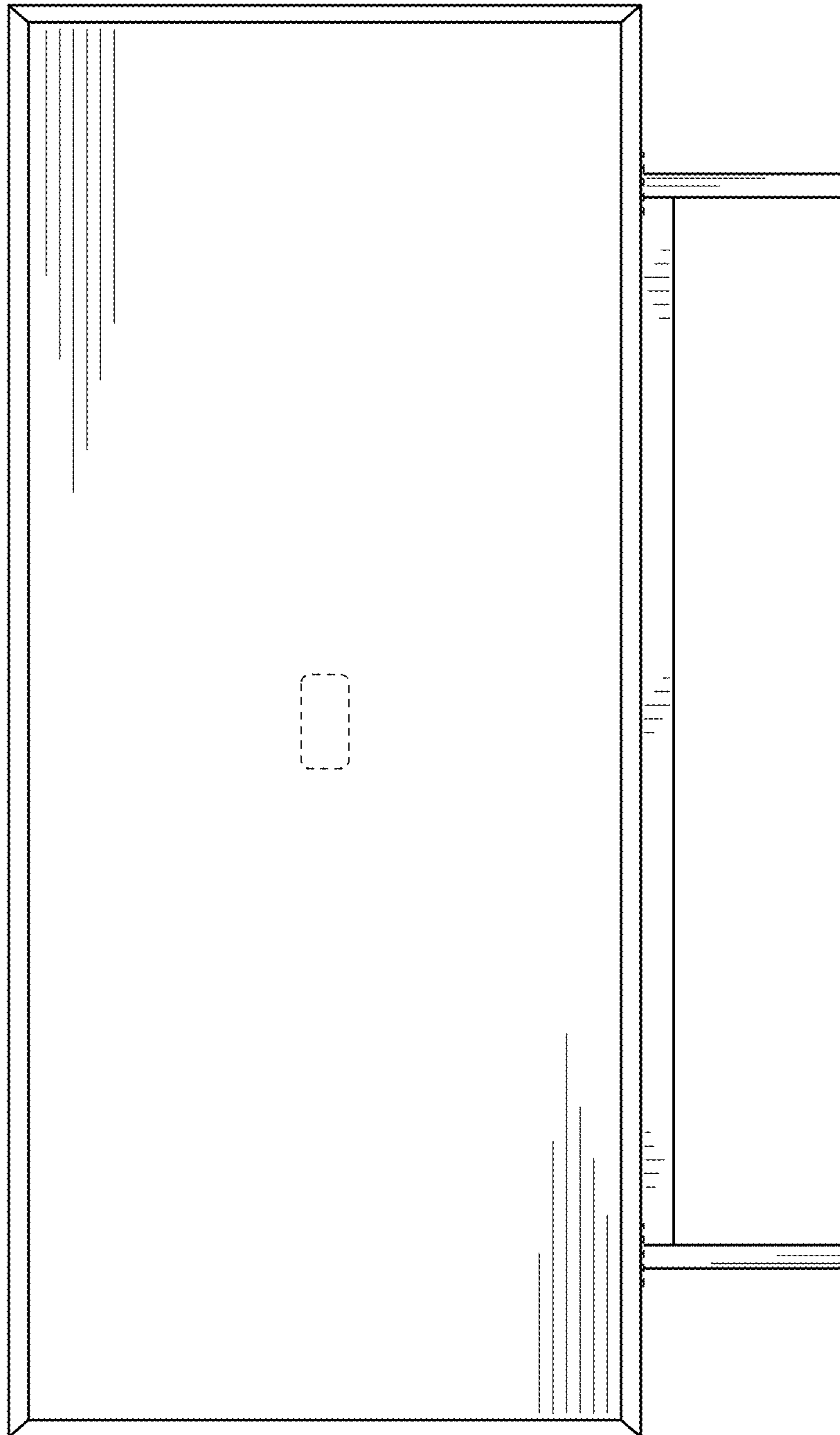


FIG. 3




FIG. 4




FIG. 5




FIG. 6