



US00D978577S

(12) **United States Design Patent**
Song

(10) **Patent No.:** **US D978,577 S**
(45) **Date of Patent:** **** Feb. 21, 2023**

- (54) **MATTRESS**
- (71) Applicant: **Hefei Maike Siyou Trading Co., Ltd.**,
Anhui (CN)
- (72) Inventor: **Dandan Song**, Anhui (CN)
- (73) Assignee: **Hefei Maike Siyou Trading Co., Ltd.**,
Hefei (CN)
- (**) Term: **15 Years**
- (21) Appl. No.: **29/858,245**
- (22) Filed: **Oct. 28, 2022**
- (51) **LOC (14) Cl.** **06-09**
- (52) **U.S. Cl.**
USPC **D6/605; D6/596; D6/601**
- (58) **Field of Classification Search**
USPC D6/595, 596, 601, 604–606; D12/221;
D30/118
CPC A47C 17/64; A47C 17/80; A47C 27/001;
A47C 27/081; A47C 27/084
See application file for complete search history.

- D765,443 S * 9/2016 Lin D6/606
- D853,757 S * 7/2019 Haces Castro D6/605
- D866,087 S * 11/2019 Croteau-Beggs D30/118
- D898,463 S 10/2020 Pennington
- D923,973 S * 7/2021 Yuan A47D 9/02
D6/604
- D930,402 S * 9/2021 Ma A47C 31/08
D6/601
- D955,665 S * 6/2022 Bullock A61G 17/044
D30/118
- D957,747 S * 7/2022 Xie A47C 31/08
D30/118
- D964,779 S * 9/2022 Song A47C 27/062
D6/596

(56) **References Cited**

U.S. PATENT DOCUMENTS

- D43,449 S * 1/1913 Burton D6/605
- 1,359,801 A * 11/1920 Goldner A47C 27/062
5/733
- 1,709,995 A * 4/1929 Mulkey A47C 31/08
5/703
- 1,875,121 A * 8/1932 Olson A47C 31/08
5/703
- 1,880,860 A * 10/1932 Davis A61G 17/044
27/12
- D104,598 S * 5/1937 Blumenthal D6/605
- D139,146 S * 10/1944 Martin D6/605
- 3,235,891 A * 2/1966 Chade A47D 9/02
5/904
- D612,655 S * 3/2010 Holmstedt D6/604
- D717,077 S 11/2014 Arnold

OTHER PUBLICATIONS

DecorFlamingo Large Size French Cushion, Etsy Product Page.
Date of Oldest Review: Aug. 25, 2021, Date Accessed: Dec. 15,
2022. Available on the Internet URL: <https://www.etsy.com/listing/1023160912/large-size-french-cushion-linen-fabric> (Year: 2021).*

* cited by examiner

Primary Examiner — S. Bryan Reinholdt, Jr.
Assistant Examiner — Julia S Folkart


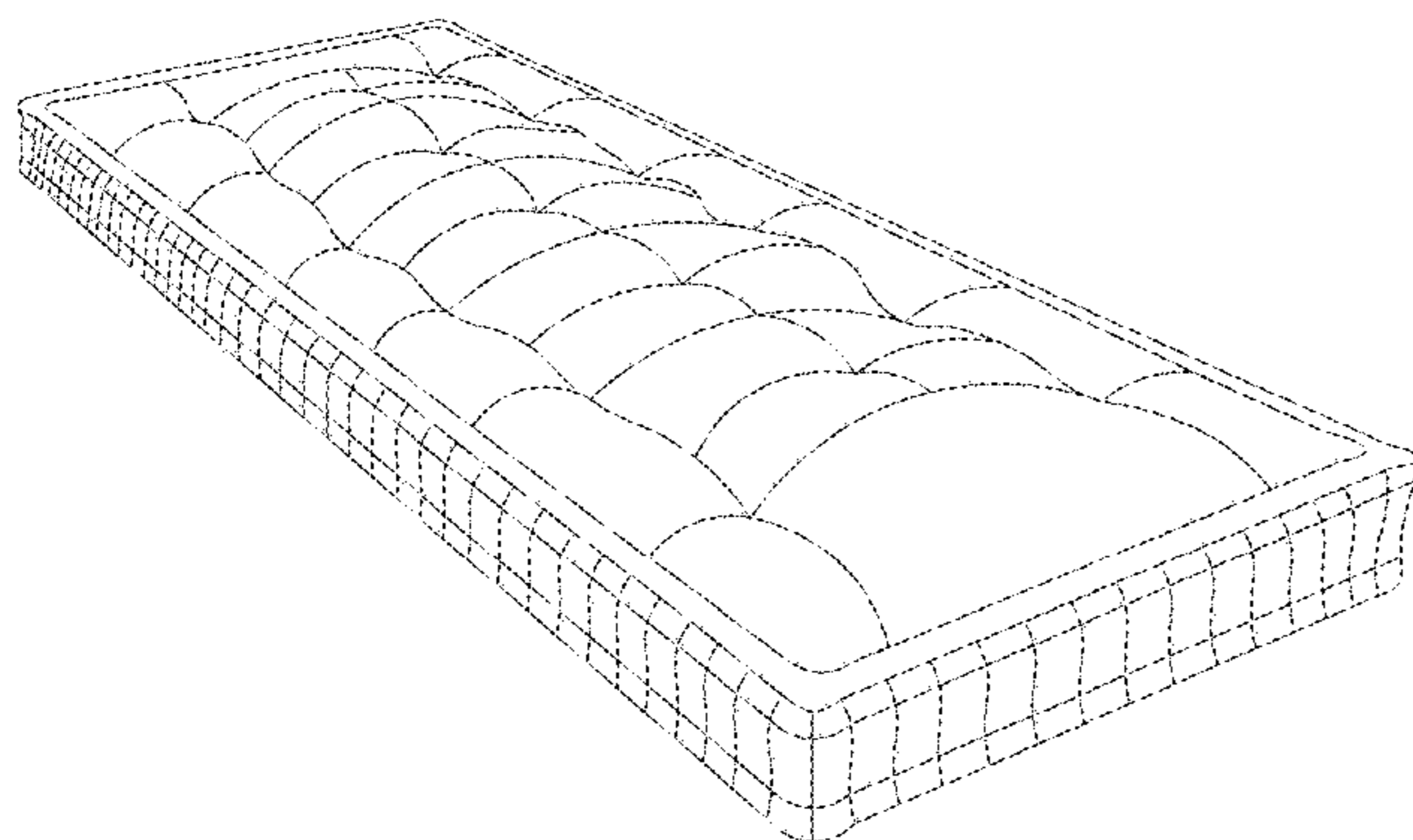
(57) **CLAIM**

The ornamental design for a mattress, as shown and described.

DESCRIPTION

FIG. 1 is a top, front and left side perspective view of a mattress, showing my new design;
FIG. 2 is a top plan view thereof;
FIG. 3 is a left side perspective view thereof; and,
FIG. 4 is a front side perspective view thereof.
The bottom, right, and rear side view are omitted because they are identical with the top, left and front view, respectively.

1 Claim, 4 Drawing Sheets



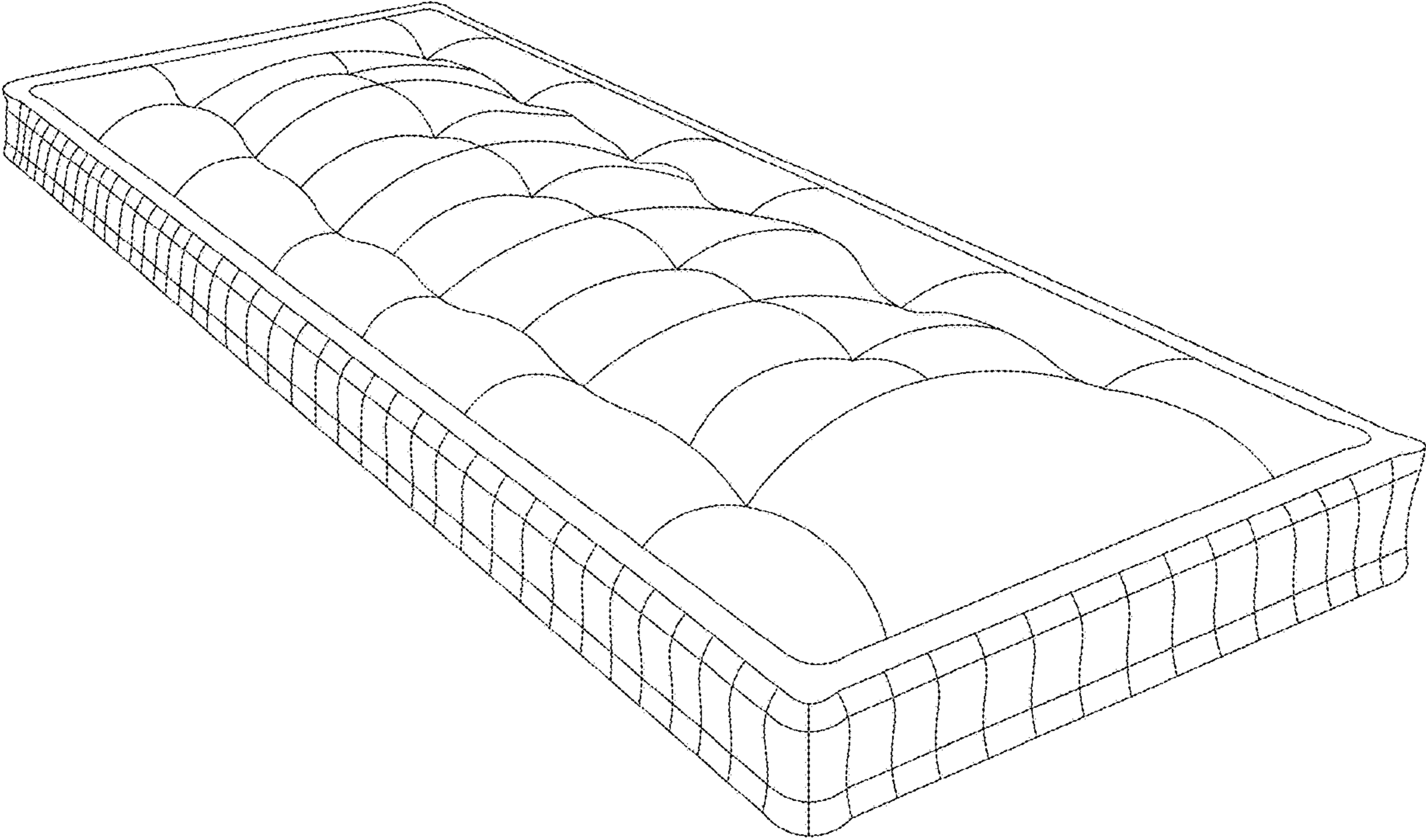


FIG 1




FIG 2

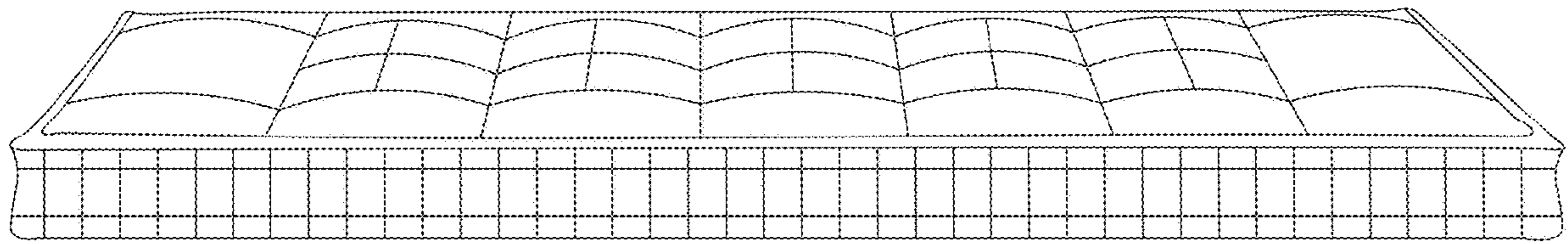


FIG 3

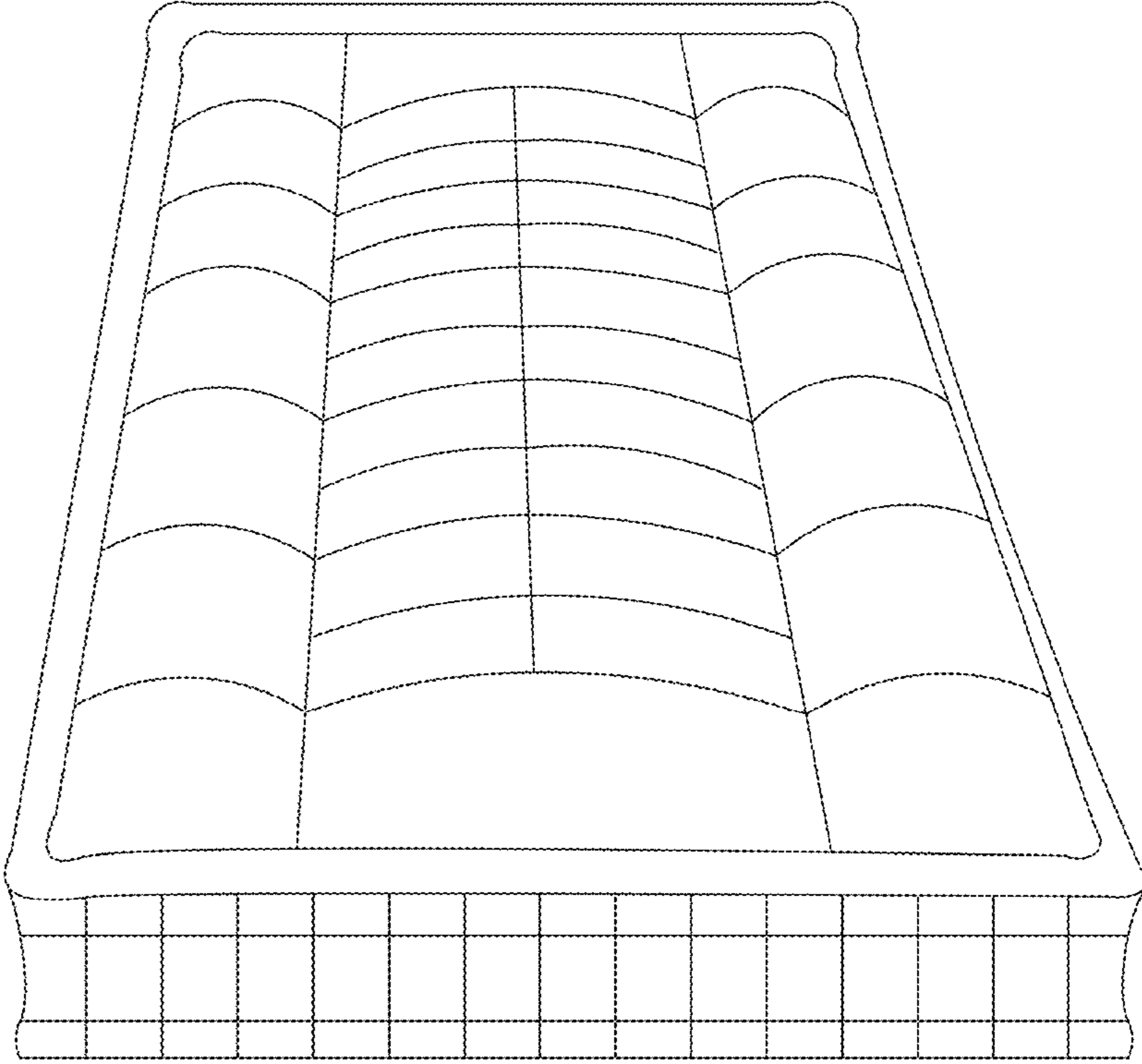


FIG 4