



US00D978568S

(12) **United States Design Patent**
Yang

(10) **Patent No.:** **US D978,568 S**

(45) **Date of Patent:** **** Feb. 21, 2023**

(54) **CUSHION**

(71) Applicant: **Jingang Yang**, Sichuan (CN)

(72) Inventor: **Jingang Yang**, Sichuan (CN)

(**) Term: **15 Years**

(21) Appl. No.: **29/777,917**

(22) Filed: **Apr. 9, 2021**

(51) **LOC (14) Cl.** **06-09**

(52) **U.S. Cl.**

USPC **D6/601**

CPC **A47C 27/00** (2013.01)

(58) **Field of Classification Search**

USPC D6/595-601, 604, 606; D24/183, 190;
D21/803, 809

CPC A47A 20/00; A47A 20/021; A47D 15/001;
A47D 15/008; A47G 9/00; A47G 9/10;
A47C 7/742; A47C 7/021; A47C 27/00;
B62J 1/26

See application file for complete search history.

(56) **References Cited**

U.S. PATENT DOCUMENTS

D845,675 S * 4/2019 Yang D6/601
D854,353 S * 7/2019 Xiang D6/596

D868,501 S * 12/2019 Mi D6/601
D898,425 S * 10/2020 Yang D6/601
D904,075 S * 12/2020 Krishtul D6/601
D915,104 S * 4/2021 Yang D6/601
D924,601 S * 7/2021 Lian D6/601

* cited by examiner

Primary Examiner — Cynthia Ramirez

Assistant Examiner — Carrie A Matteoli

(57) **CLAIM**

The ornamental design for a cushion, as shown.

DESCRIPTION

FIG. 1 is a front elevational view of a cushion showing my new design;
FIG. 2 is a rear elevational view thereof;
FIG. 3 is a left side view thereof;
FIG. 4 is a right side view thereof;
FIG. 5 is a top plan view thereof;
FIG. 6 is a bottom plan view thereof;
FIG. 7 is a perspective view thereof; and,
FIG. 8 is another perspective view thereof.

1 Claim, 7 Drawing Sheets






FIG. 1



FIG. 2




FIG. 3




FIG. 4

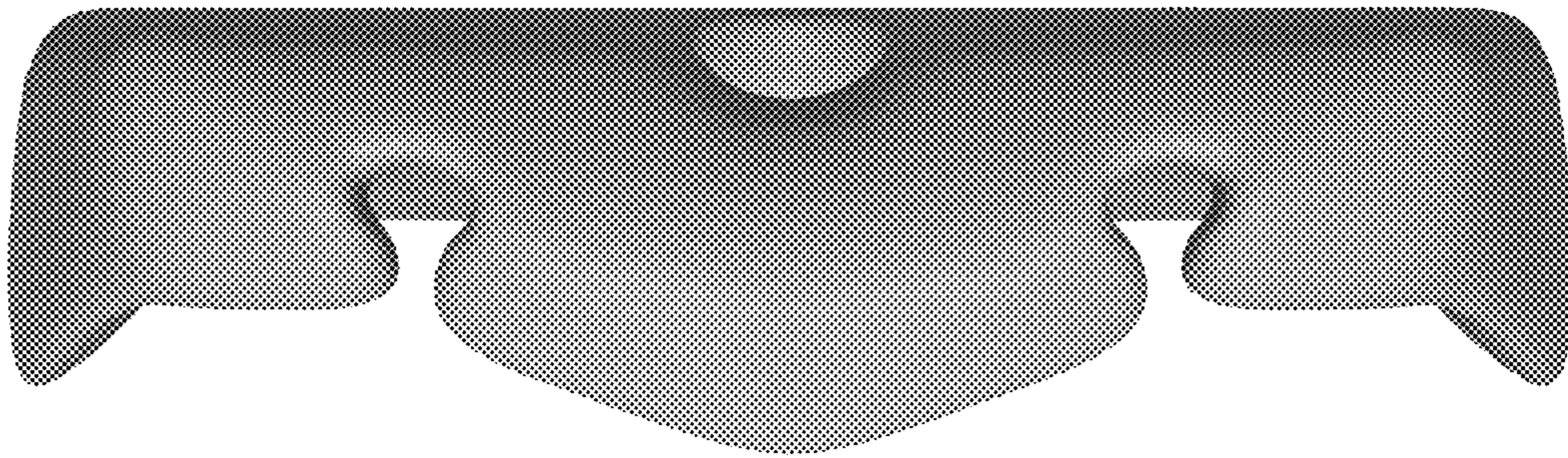


FIG. 5

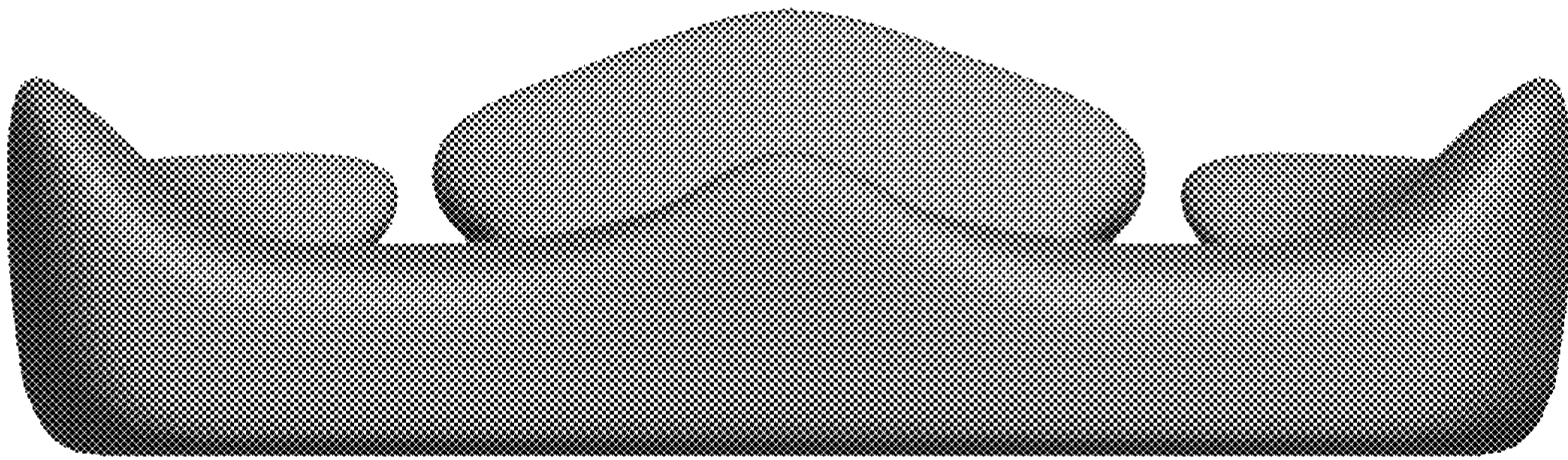


FIG. 6




FIG. 7

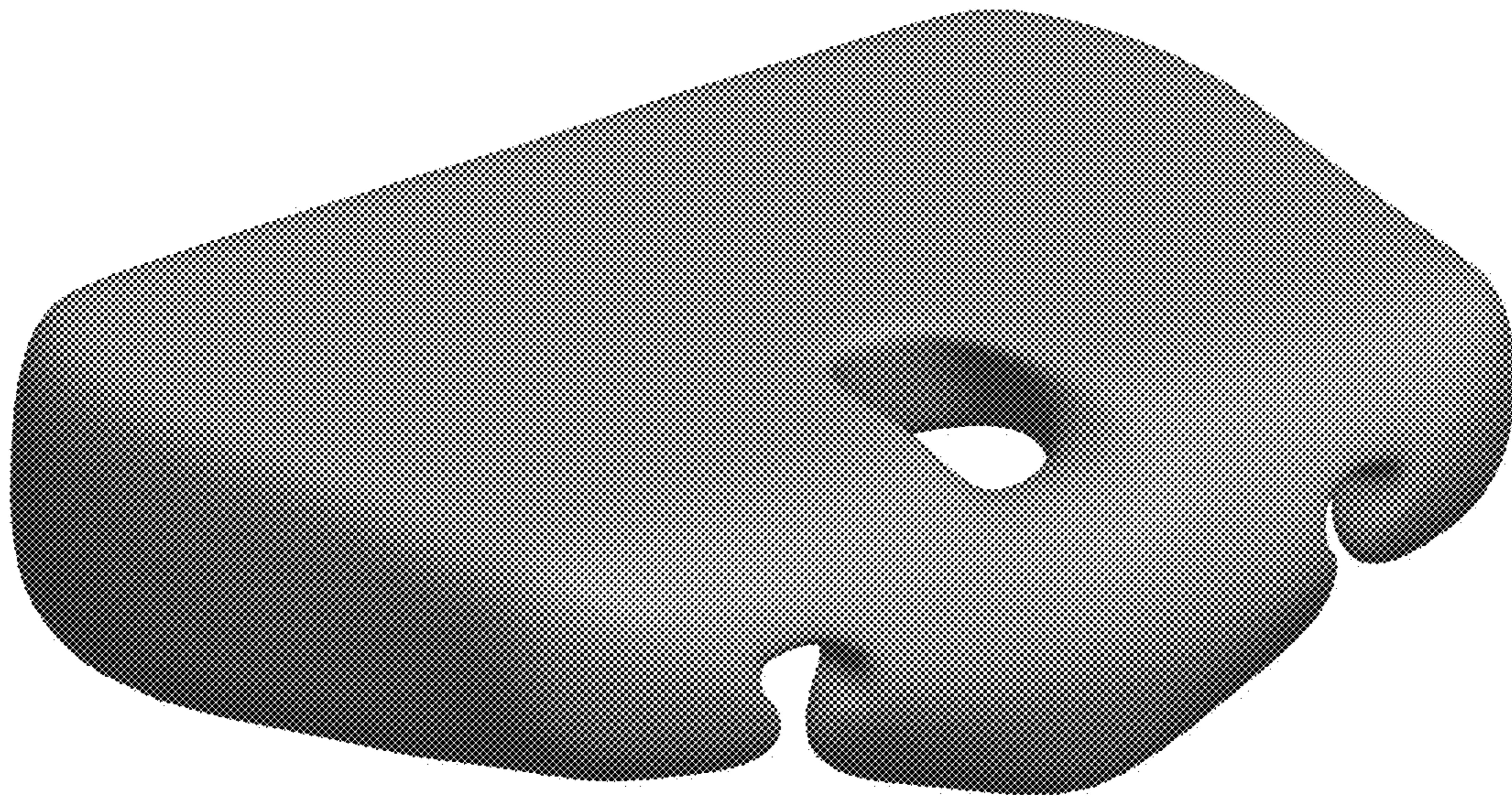


FIG. 8