



US00D978562S

(12) **United States Design Patent** (10) **Patent No.:** **US D978,562 S**
Witt et al. (45) **Date of Patent:** **** Feb. 21, 2023**

(54) **SET OF TOWEL BAR FIXTURES**
(71) Applicant: **HANSGROHE SE**, Schiltach (DE)
(72) Inventors: **Alvaro Witt**, Stuttgart (DE); **Andreas Diefenbach**, Ludwigsburg-Ossweil (DE)
(73) Assignee: **Hansgrohe SE**, Schiltach (DE)
(**) Term: **15 Years**
(21) Appl. No.: **29/757,444**
(22) Filed: **Nov. 5, 2020**

(30) **Foreign Application Priority Data**
May 11, 2020 (EM) 007880810-0025
(51) **LOC (14) Cl.** **23-08**
(52) **U.S. Cl.**
USPC **D6/549**
(58) **Field of Classification Search**
USPC D6/512, 513, 515, 518, 521, 522, 523,
D6/524, 546, 547, 548, 549, 550, 553,
D6/675.2, 566, 567; D8/315, 316, 319,
D8/320; D23/303, 304; 211/16, 88.04,
211/105.1, 6, 45, 89.01, 100; 248/251,
248/309.1
CPC A47B 47/0058; A47B 96/027
See application file for complete search history.

(56) **References Cited**
U.S. PATENT DOCUMENTS
D41,956 S * 12/1911 Nelson D6/549
D97,941 S * 12/1935 Levett D6/524
D463,935 S * 10/2002 Zhao D6/549
D466,741 S * 12/2002 Moore D6/549
D466,742 S * 12/2002 Moore D6/549
D468,405 S * 1/2003 McKeone D23/254
D478,754 S * 8/2003 Moore D6/524
D494,396 S * 8/2004 Veltz D6/524
D516,354 S * 3/2006 Sedwick D6/550
D838,510 S * 1/2019 Thomas D6/550

D931,010 S * 9/2021 Eads D6/549
D945,173 S * 3/2022 Witt D6/323
2002/0023993 A1* 2/2002 Fleischmann A47K 10/10
248/315

FOREIGN PATENT DOCUMENTS

EM 007880810-0024 * 12/2020
EM 007880810-0025 * 12/2020

OTHER PUBLICATIONS

Towel Bar. hansgrohe (online) Available Dec. 4, 2020. [Retrieved Sep. 28, 2022] <https://www.amazon.com/hansgrohe-18-inch-Transitional-Chrome-04834000/dp/B08PP9ZGGB> (Year: 2020).*

* cited by examiner

Primary Examiner — Marie D. Fast Horse
Assistant Examiner — Jennifer Sierra Yosinski
(74) *Attorney, Agent, or Firm* — Lora J. Graentzdoerffer

(57) **CLAIM**

The ornamental design for a set of towel bar fixtures, as shown and described.

DESCRIPTION

FIG. 1 is a perspective view of a set of towel bar fixtures showing our design;
FIG. 2 is a front elevational view;
FIG. 3 is a rear elevational view;
FIG. 4 is a side elevational view;
FIG. 5 is an opposite side elevational view;
FIG. 6 is a top plan view; and,
FIG. 7 is a bottom plan view.
The broken lines showing the bar depict environment only and form no part of the claim, while the broken line circles in FIG. 3 represent portions of the set of towel bar fixtures in which the claimed design is embodied, but which forms no part of the claimed design.

1 Claim, 7 Drawing Sheets

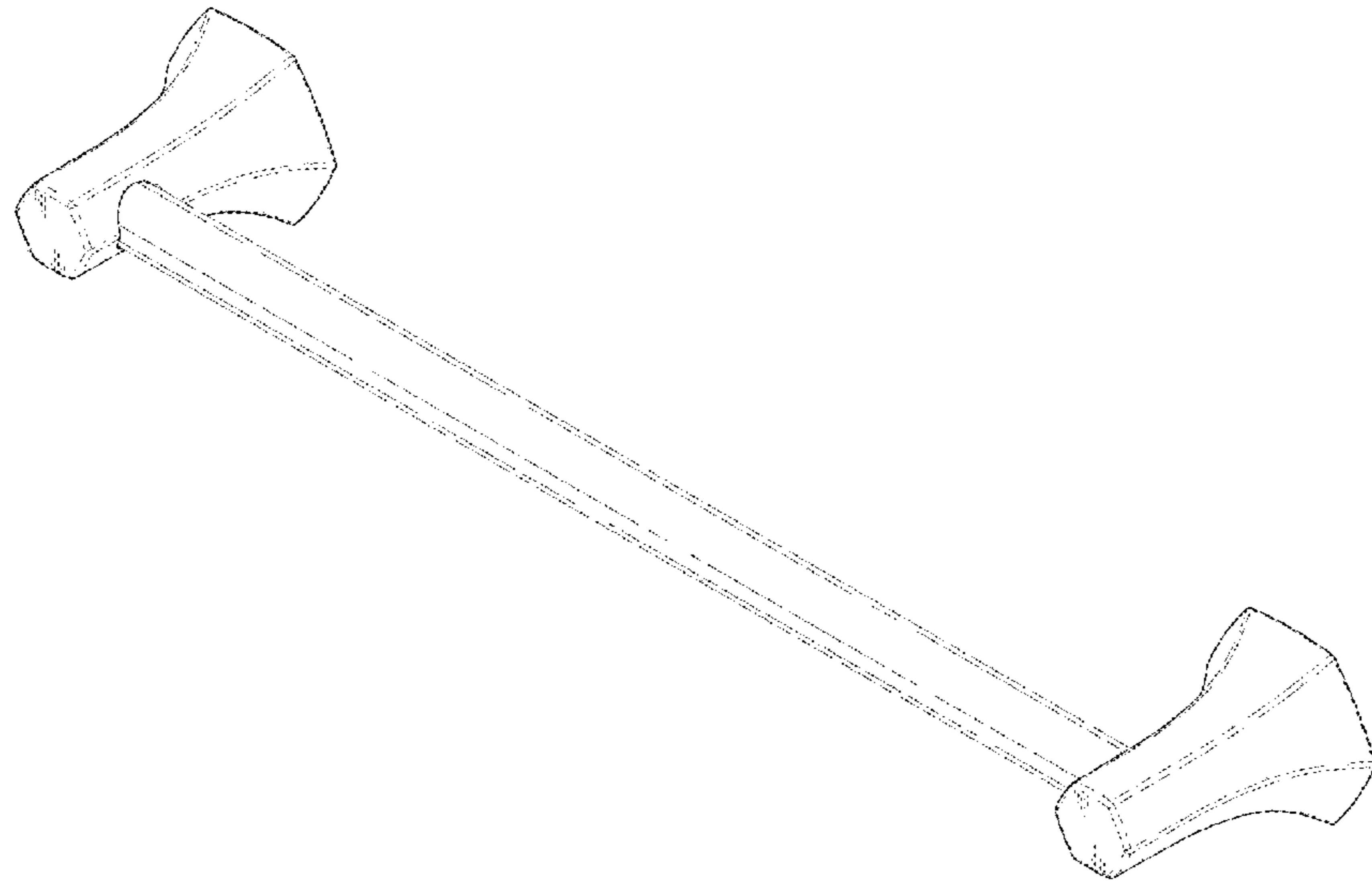
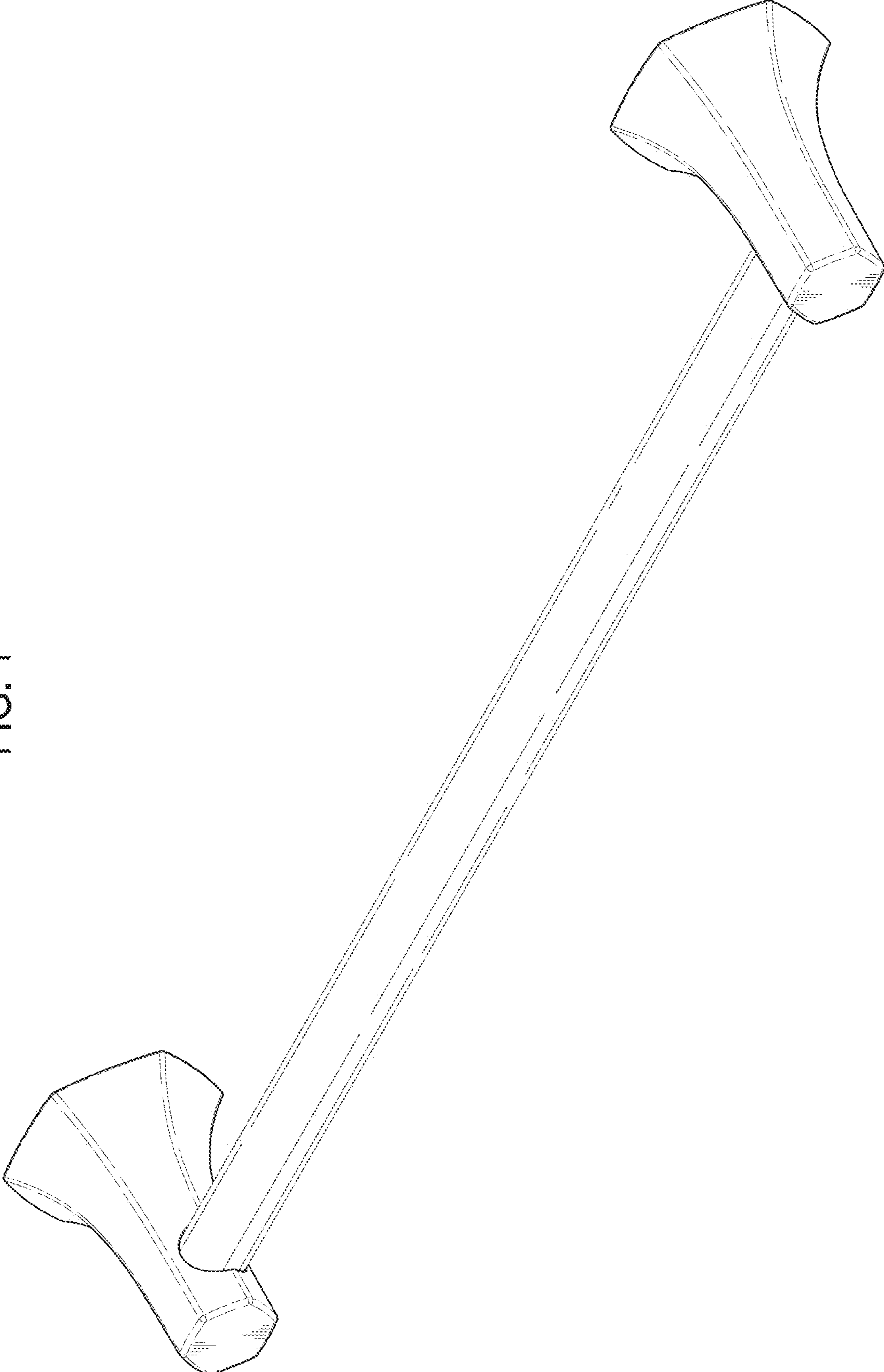


FIG. 1



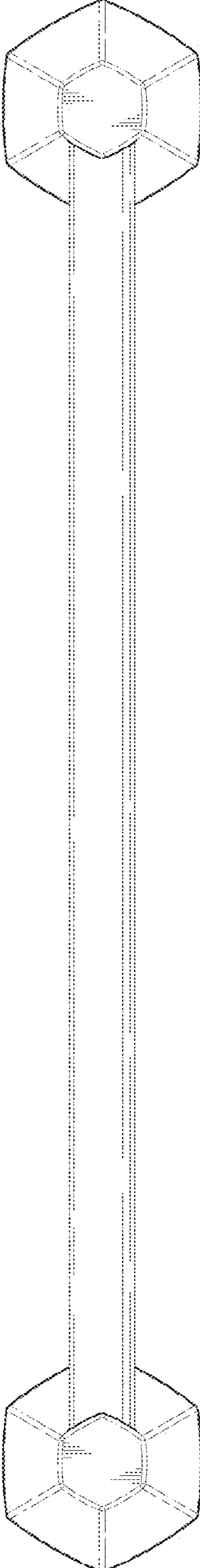


FIG. 2

FIG. 3

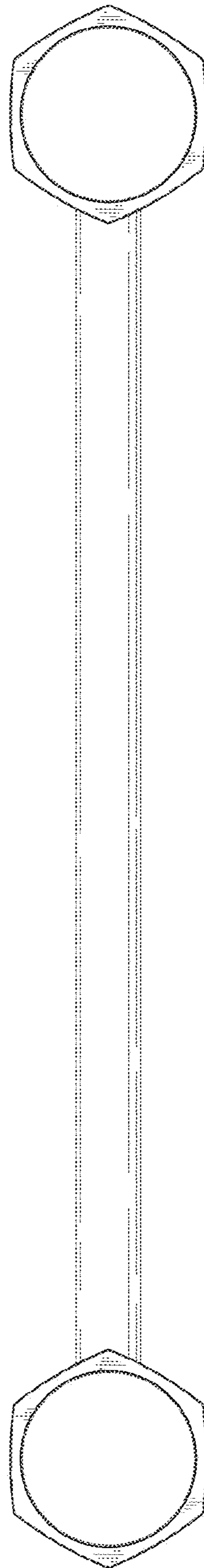


FIG. 4

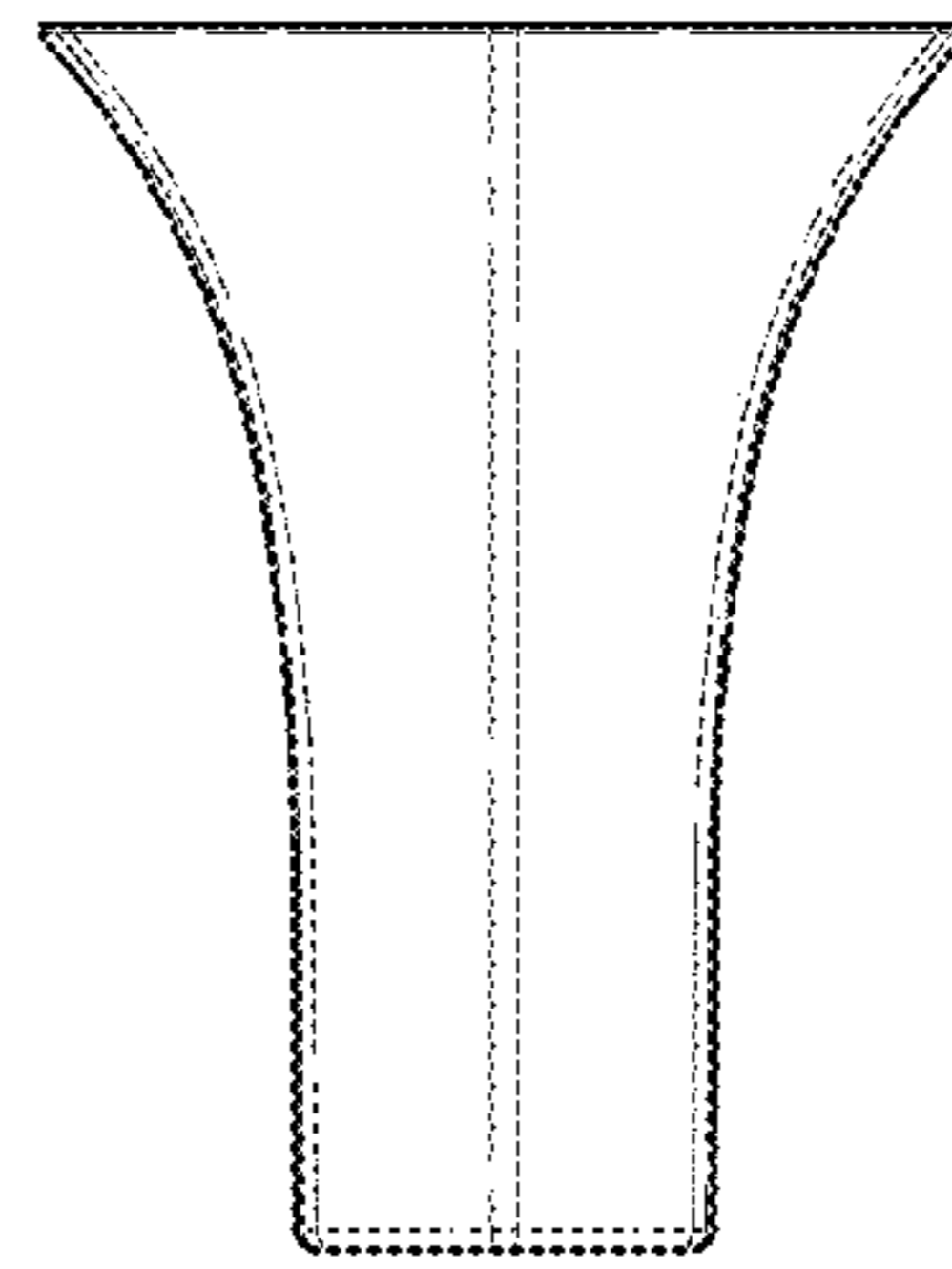


FIG. 5

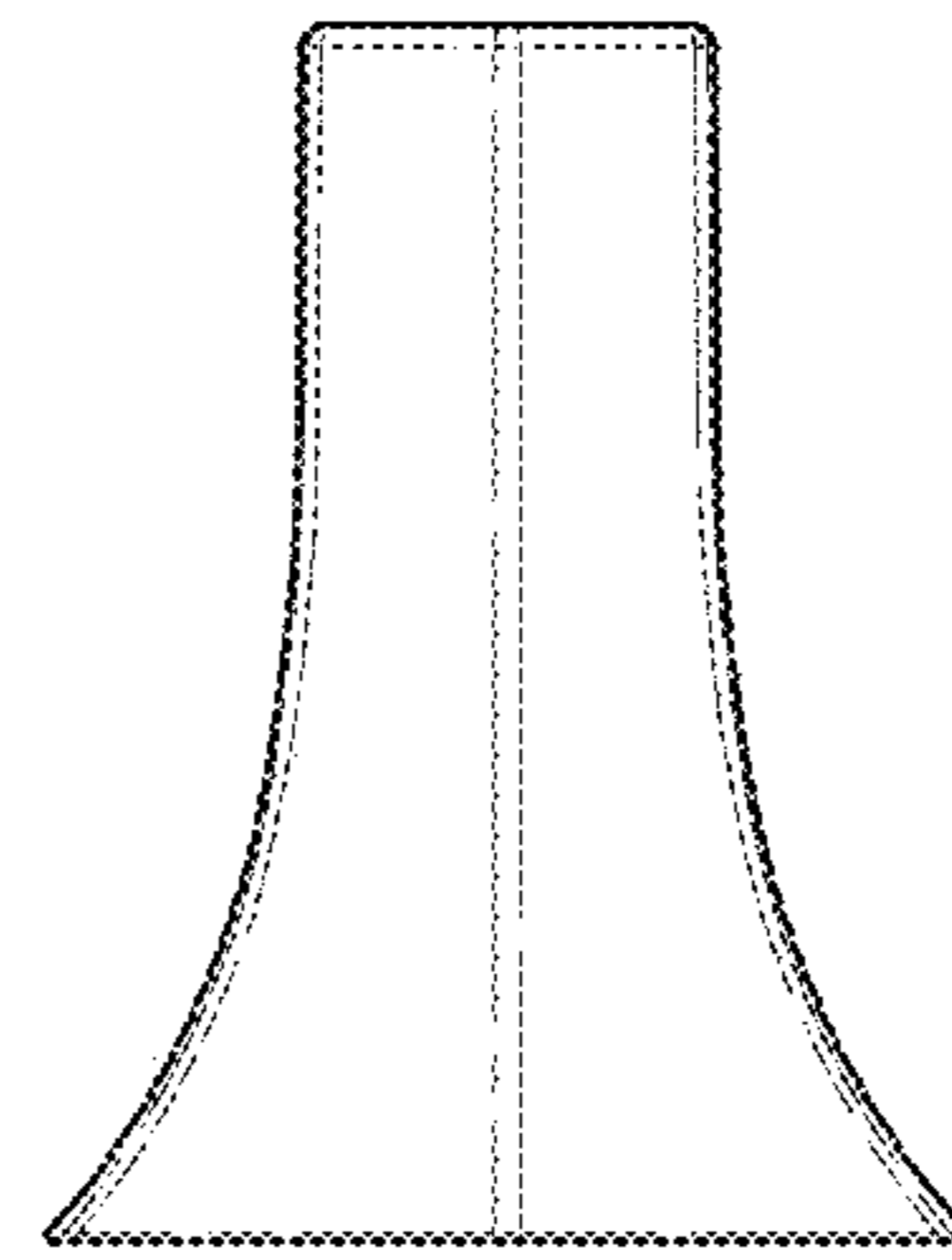


FIG. 6




FIG. 7

