



US00D978554S

(12) **United States Design Patent**
Jain et al.

(10) **Patent No.:** **US D978,554 S**
(45) **Date of Patent:** **** Feb. 21, 2023**

(54) **DISPENSER UNIT WITH RECEPTACLE**

- (71) Applicant: **BOBRICK WASHROOM EQUIPMENT, INC.**, North Hollywood, CA (US)
- (72) Inventors: **Ketan A. Jain**, McKinney, TX (US); **David Savage**, Durant, OK (US); **Dikran Babikian**, Glendale, CA (US); **Alan Gettelman**, Burbank, CA (US)
- (73) Assignee: **BOBRICK WASHROOM EQUIPMENT, INC.**, North Hollywood, CA (US)

- (**) Term: **15 Years**
- (21) Appl. No.: **29/688,844**
- (22) Filed: **Apr. 24, 2019**
- (51) **LOC (14) Cl.** **23-02**
- (52) **U.S. Cl.**
USPC **D6/519**
- (58) **Field of Classification Search**
USPC D3/201, 304, 315; D6/512, 515-518, D6/519, 522, 570, 675; D7/602, 631; D9/414, 424, 430, 431, 432, 447, 499, D9/730, 734; D10/74, 103, 122; D19/67, 134; 211/13.1, 45, 26, 33, 36, 211/43, 61, 46, 47, 48, 52, 199, 255, 259, 211/305, 309; 222/80, 101, 173, 179.5, 222/180, 575; 225/93, 106; 248/309.1, 248/309.2, 905; D15/89
CPC A47F 7/021; A47F 5/05; A47F 7/00; A47F 1/126; A47F 7/163; A47F 13/08; A47K 10/40; A47K 10/3836; A47K 10/16; A47K 2010/3266; A47K 10/42; A47K 10/426;

(Continued)

(56) **References Cited**

U.S. PATENT DOCUMENTS

- D327,991 S * 7/1992 Oldorf 221/92
- D341,724 S * 11/1993 Hines D6/519

(Continued)

OTHER PUBLICATIONS

RestroomDirect,Bradley 5912-000000 Combination Dispenser & Receptacle . . . —Dec. 7, 2017,https://www.restroomdirect.com/pdf/Bradley/Bradley_CombiDispenser_5912-000000_Spec_Sheet.pdf,2 pages, retrieved Jul. 15, 2022 (Year: 2017).*

(Continued)

Primary Examiner — Nathan M Johnston
(74) *Attorney, Agent, or Firm* — Lewis Roca Rothgerber Christie LLP

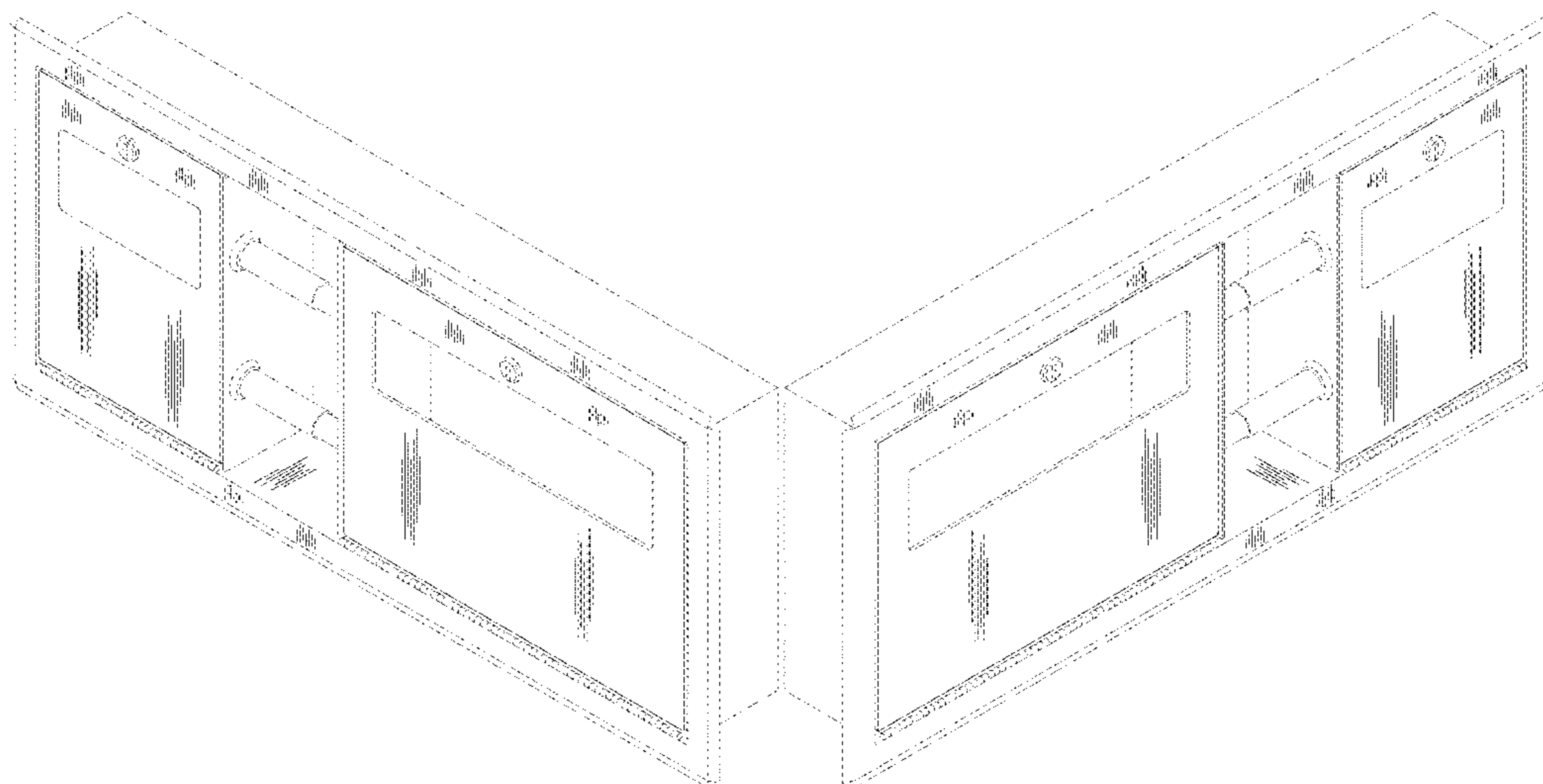
(57) **CLAIM**

The ornamental design for dispenser unit with receptacle, as shown and described.

DESCRIPTION

FIG. 1 is a perspective view of a first embodiment of a dispenser unit with receptacle design; FIG. 2 is a front view of the first embodiment thereof; FIG. 3 is a top view of the first embodiment thereof; FIG. 4 is a bottom view of the first embodiment thereof; FIG. 5 is a left side view which is the mirror image of the right side view of the first embodiment thereof; and FIG. 6 is a rear view of the first embodiment thereof; FIG. 7 is a perspective view of a second embodiment of a dispenser unit with receptacle design; FIG. 8 is a front view of the second embodiment thereof; FIG. 9 is a top view of the second embodiment thereof; FIG. 10 is a bottom view of the second embodiment thereof; FIG. 11 is a left side view which is the mirror image of the right side view of the second embodiment thereof; and, FIG. 12 is a rear view of the second embodiment thereof. The broken lines shown in the figures represent portions of the dispenser unit with receptacle that form no part of the claimed design.

1 Claim, 10 Drawing Sheets



(58) **Field of Classification Search**

CPC B66D 1/7442; B65D 85/00; B65D 81/00;
B65D 81/22; B65D 83/0805; G07F 11/00

See application file for complete search history.

(56) **References Cited**

U.S. PATENT DOCUMENTS

D368,819 S	*	4/1996	Lemmons	D6/519
D402,838 S	*	12/1998	Sherbet	D6/515
D405,099 S	*	2/1999	Wood	D15/89
D434,256 S	*	11/2000	Shimbo	D6/515
D483,207 S	*	12/2003	Winslow	D6/519
D704,950 S	*	5/2014	Bogner	D6/518
D886,487 S	*	6/2020	Sukyias	D6/518

OTHER PUBLICATIONS

Bobrick,ClassicSeries® Recessed Toilet Seat-Cover Dispenser . . . —Oct. 31, 2019,https://www.bobrick.com/wp-content/uploads/B-3091_td.pdf,2 pages, retrieved Jul. 15, 2022 (Year: 2019).*

* cited by examiner

FIG. 1

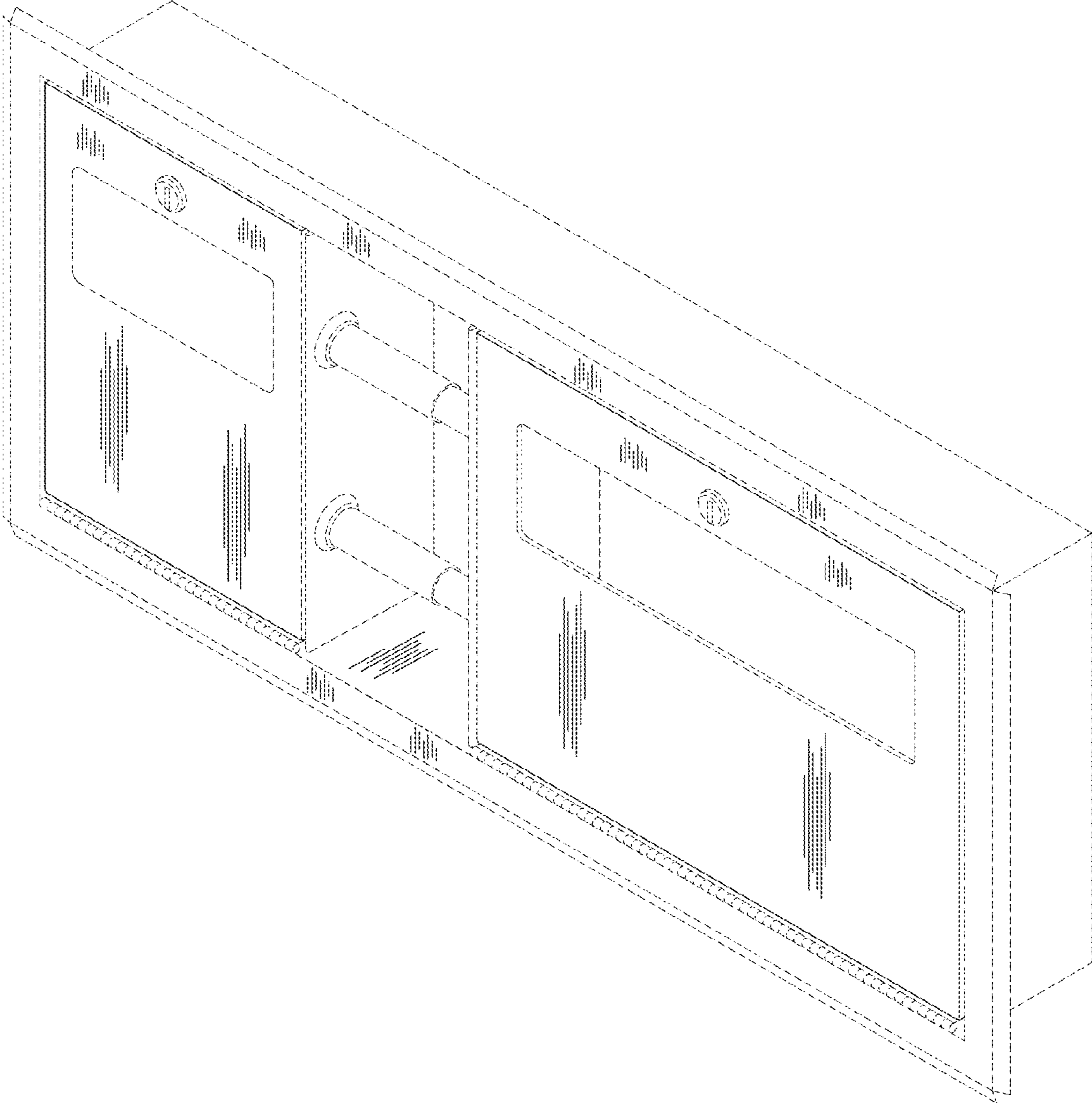


FIG. 2

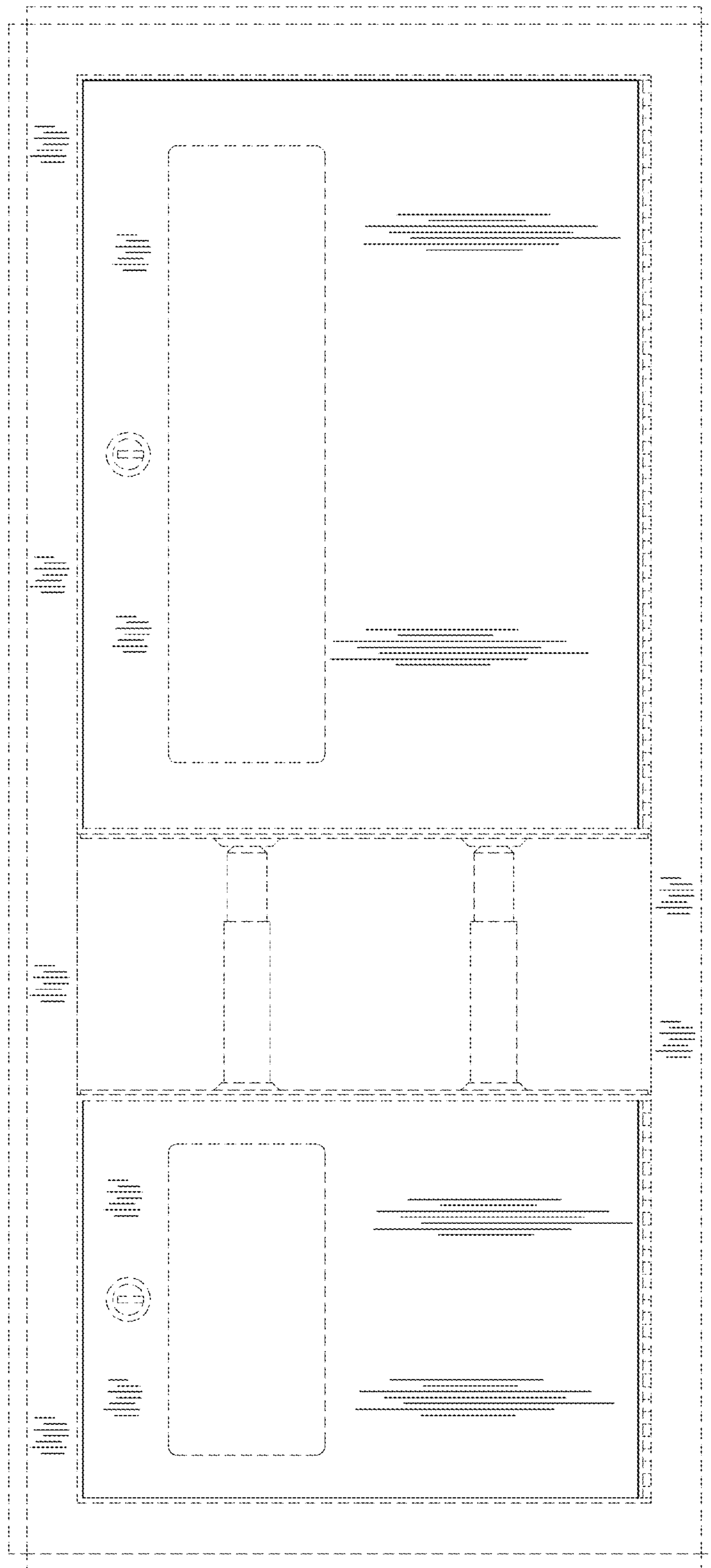


FIG. 3

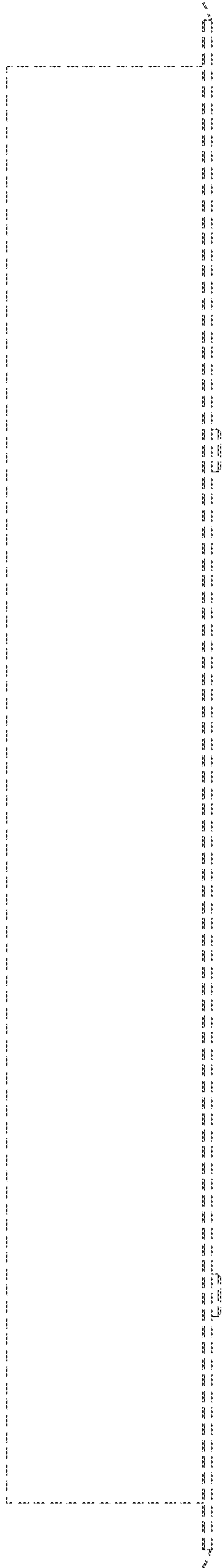


FIG. 4

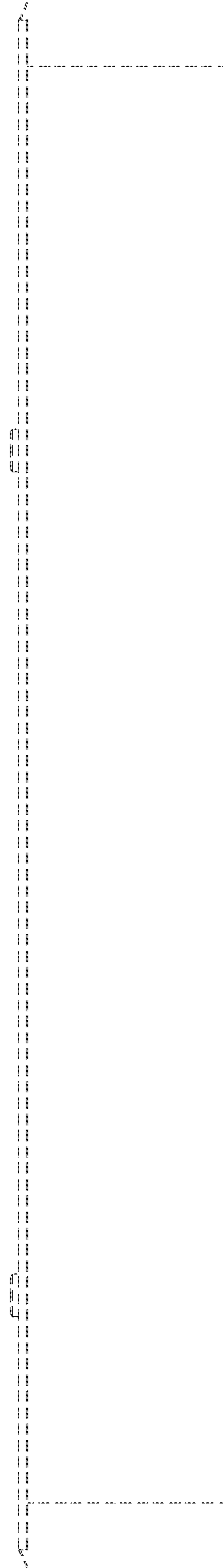


FIG. 5




FIG. 6




FIG. 7

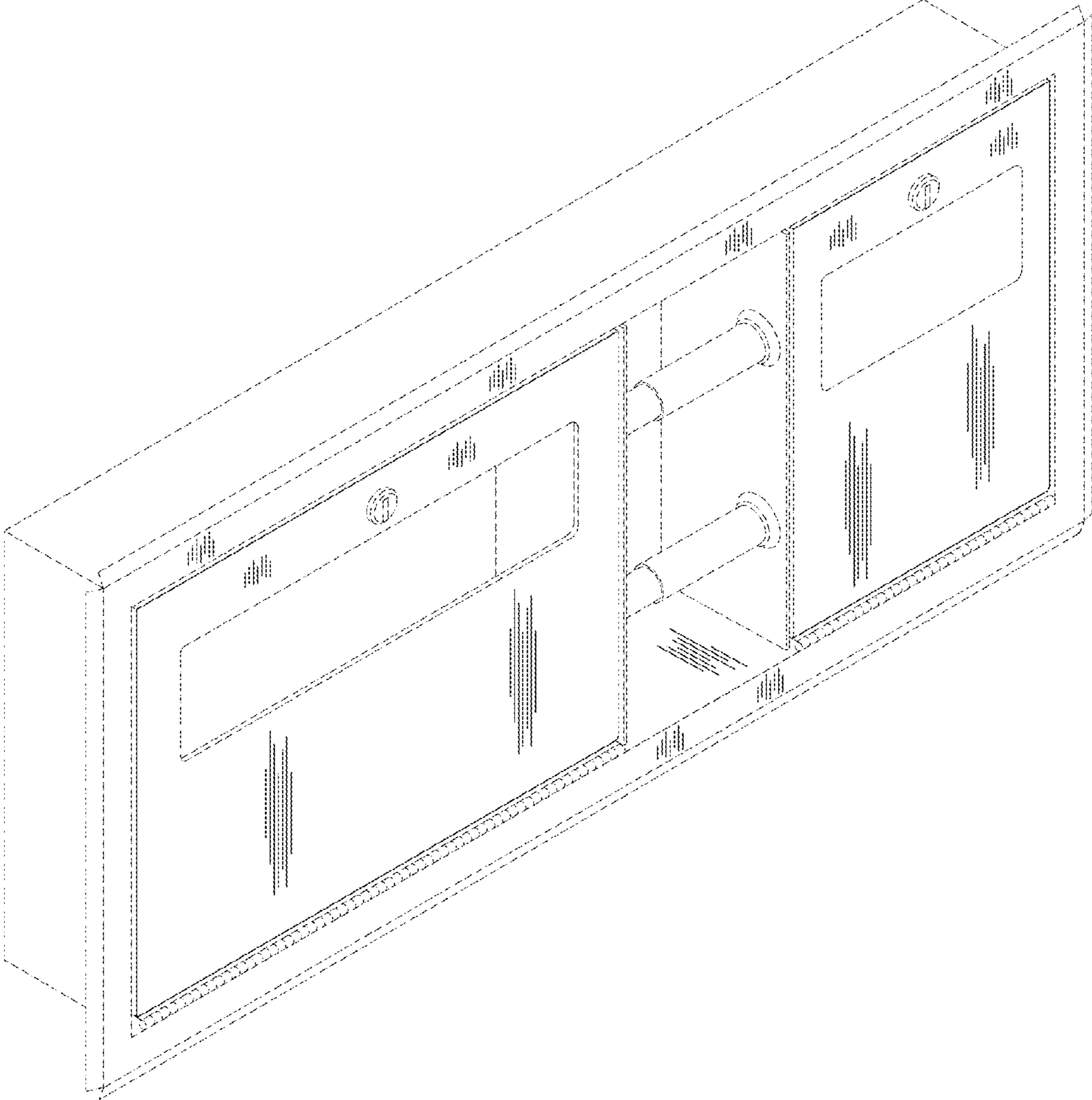


FIG. 8

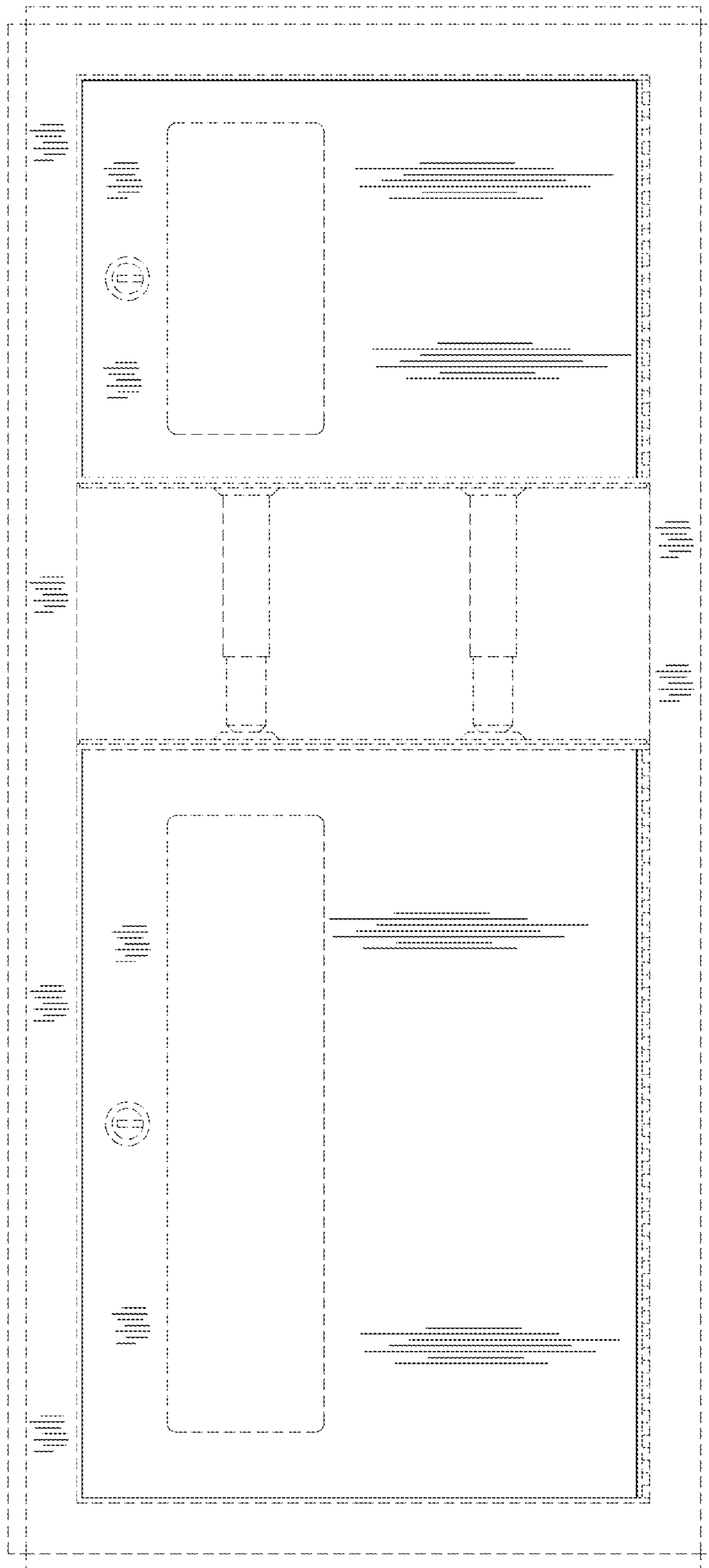


FIG. 9




FIG. 10




FIG. 11




FIG. 12

