



US00D978536S

(12) **United States Design Patent**  
**Wang**

(10) **Patent No.:** **US D978,536 S**

(45) **Date of Patent:** **\*\* Feb. 21, 2023**

- (54) **COMB**
- (71) Applicant: **Dongguan Xiaolu Technology Co., LTD.**, Dongguan (CN)
- (72) Inventor: **Yanjuan Wang**, Dongguan (CN)
- (73) Assignee: **DONGGUAN XIAOLU TECHNOLOGY CO., LTD.**, Dongguan (CN)
- (\*\*) Term: **15 Years**
- (21) Appl. No.: **29/781,515**
- (22) Filed: **Apr. 30, 2021**
- (51) **LOC (14) Cl.** ..... **28-03**
- (52) **U.S. Cl.**  
USPC ..... **D4/100; D28/24**
- (58) **Field of Classification Search**  
USPC ..... D4/100, 127, 128, 130, 132, 133, 134,  
D4/135, 136, 137, 138, 199; D28/10, 13,  
D28/25, 28, 35, 24  
CPC ..... A45D 20/00; A45D 20/08; A45D 20/50;  
A45D 20/52  
See application file for complete search history.

- 7,650,893 B2 \* 1/2010 De Laforcade ..... A46B 9/021  
132/218
- D778,622 S \* 2/2017 Hering ..... D4/136
- D816,346 S \* 5/2018 Zhou ..... D4/100
- D840,160 S \* 2/2019 Sze ..... D4/136
- D862,087 S \* 10/2019 Ma ..... D28/35

**FOREIGN PATENT DOCUMENTS**

CN 29781515 \* 2/2021

\* cited by examiner

*Primary Examiner* — Karen E Eldridge Powers

(74) *Attorney, Agent, or Firm* — Andrew C. Cheng

(57) **CLAIM**

I claim the ornamental design for the comb, as shown and described.

**DESCRIPTION**

FIG. 1 is a bottom, front and right side perspective view of a comb of my new design;  
 FIG. 2 is bottom, rear and left side perspective view thereof;  
 FIG. 3 is a front elevational view thereof;  
 FIG. 4 is a rear elevational view thereof;  
 FIG. 5 is a left side elevational view thereof;  
 FIG. 6 is a right side elevational view thereof;  
 FIG. 7 is a top plan view thereof; and,  
 FIG. 8 is a bottom plan view thereof.  
 The broken lines are shown for the purposes of illustrating parts of the article that form no part of the claimed design.

**1 Claim, 5 Drawing Sheets**

(56) **References Cited**

**U.S. PATENT DOCUMENTS**

- D165,684 S \* 1/1952 Hall ..... D28/26
- D566,402 S \* 4/2008 Neuner ..... D4/136





FIG. 1

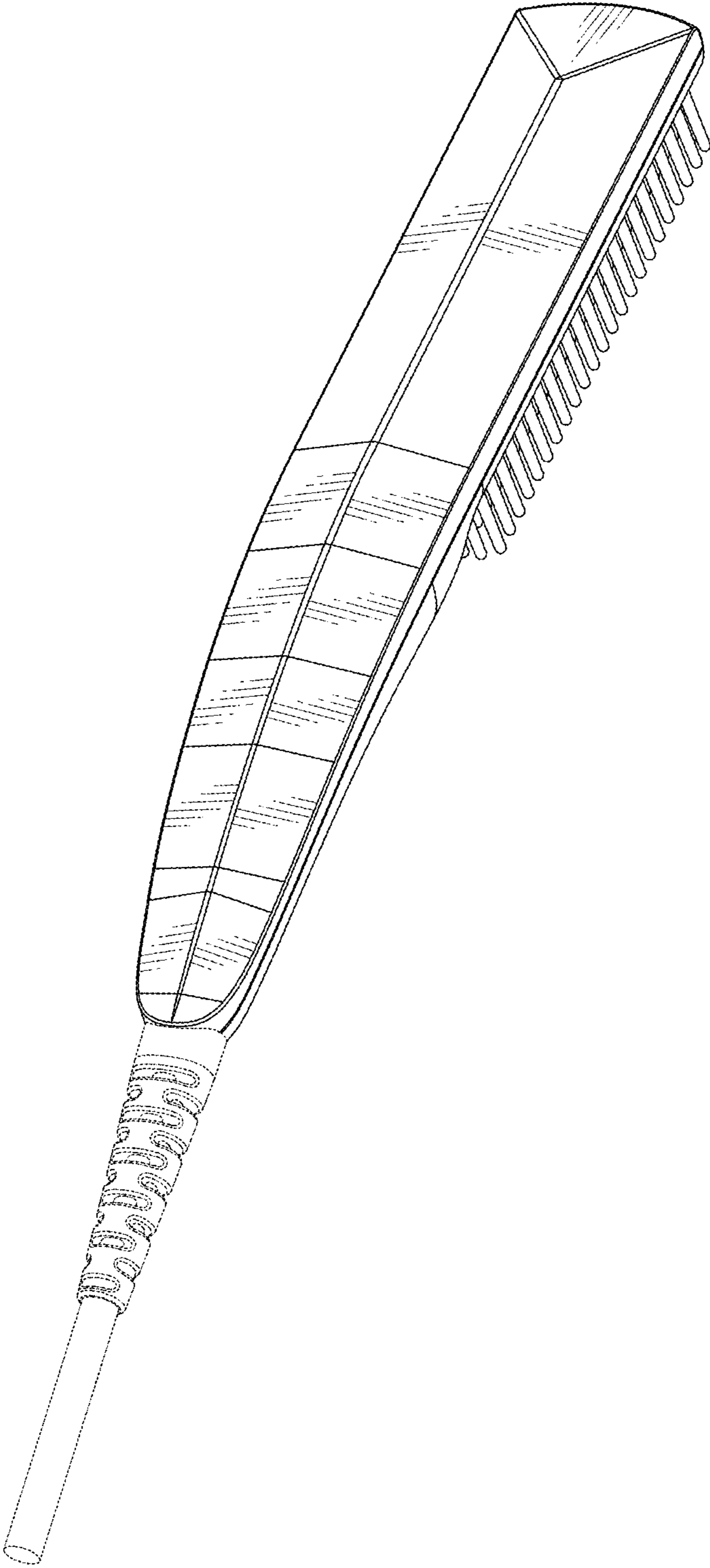


FIG. 2

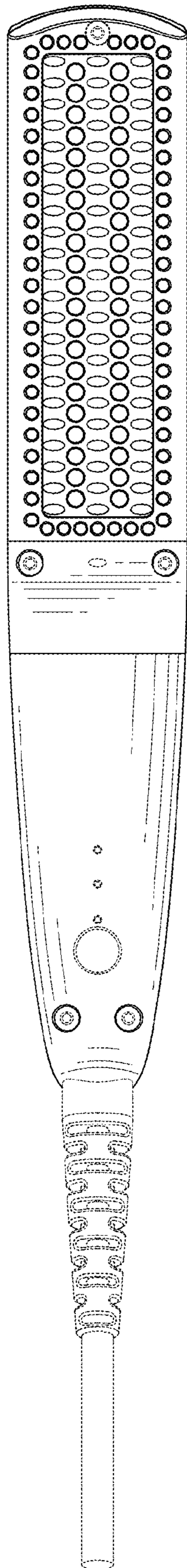


FIG. 3

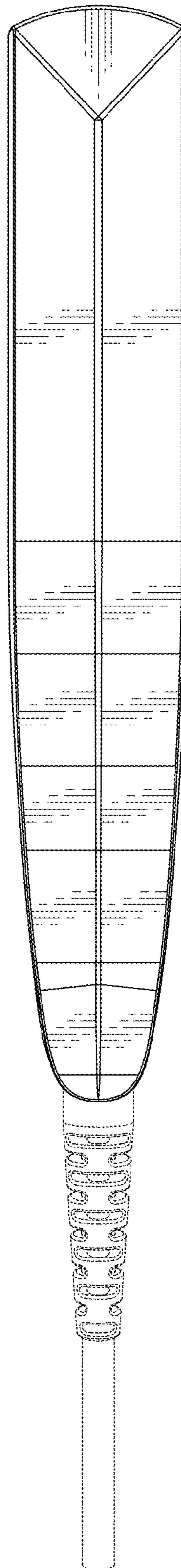


FIG. 4

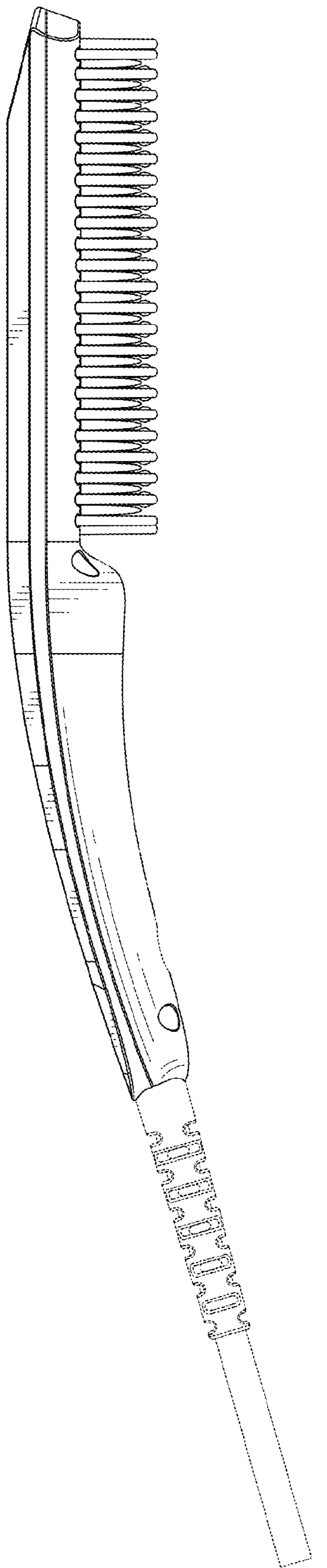


FIG. 5

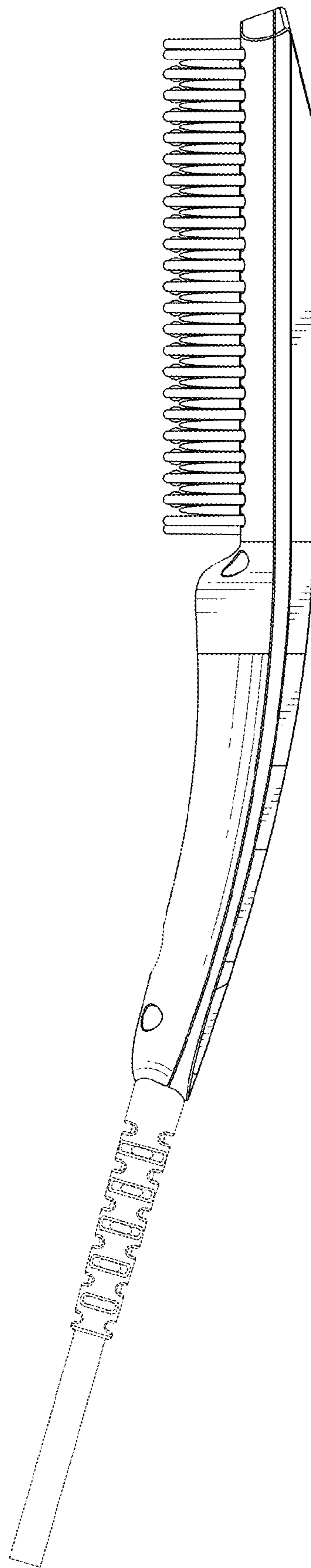


FIG. 6

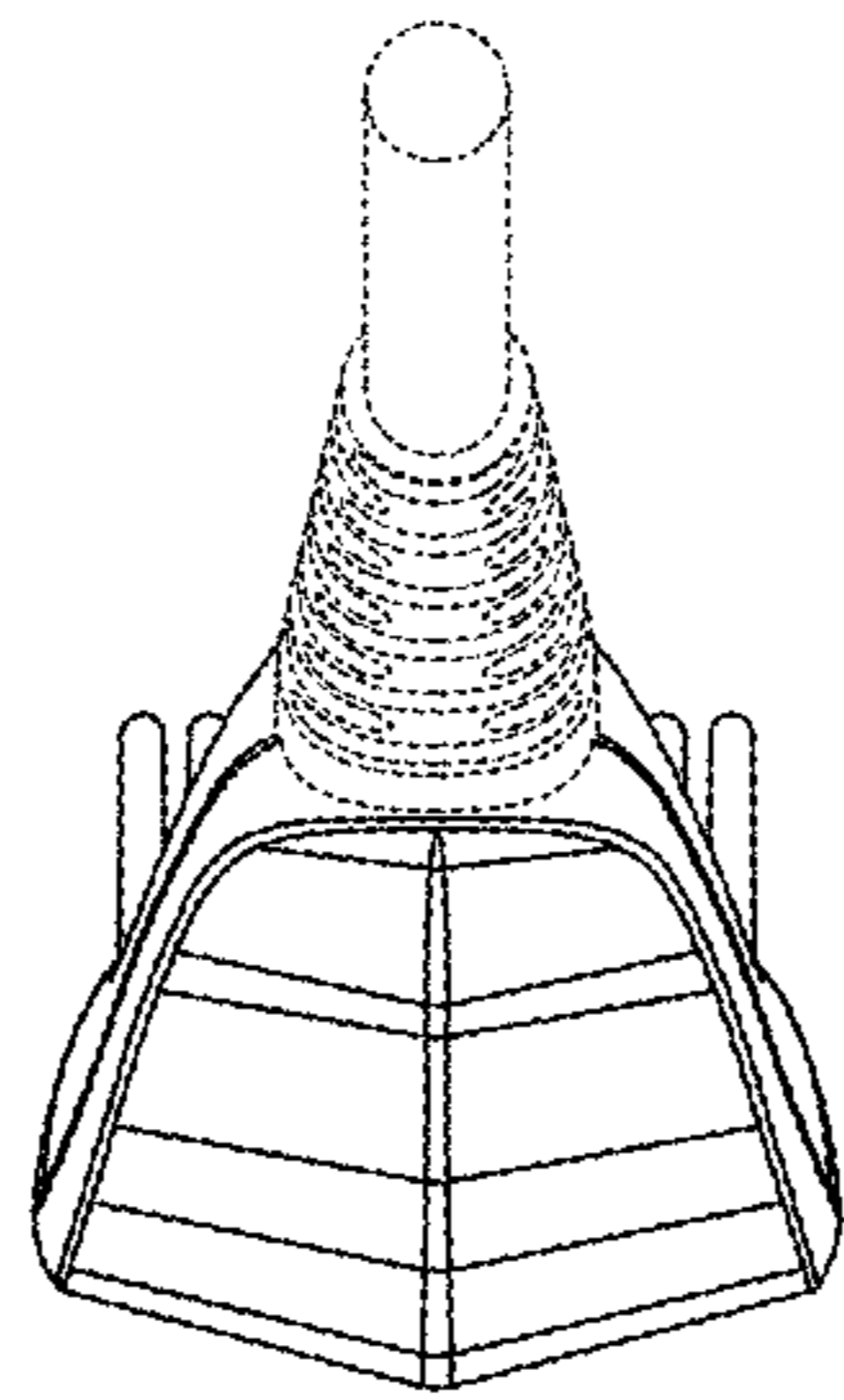


FIG. 7

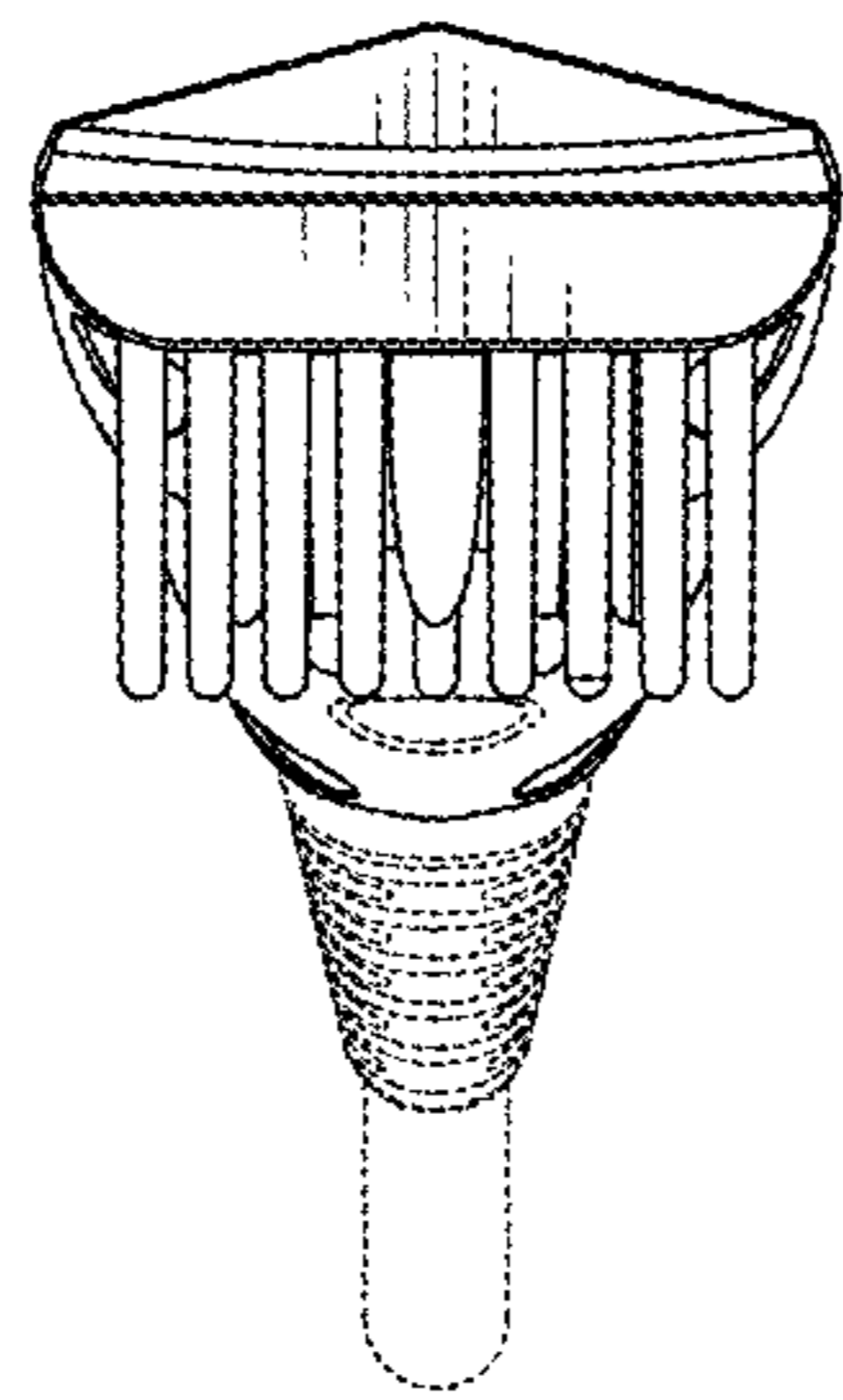


FIG. 8