

US00D978535S

(12) **United States Design Patent** (10) **Patent No.:** **US D978,535 S**
Lehtonen (45) **Date of Patent:** **** Feb. 21, 2023**

(54) **CONTAINER SECURING DEVICE**

4,862,563 A 9/1989 Flynn
4,982,885 A 1/1991 Severson et al.
5,044,538 A 9/1991 Bader
(Continued)

(71) Applicant: **No Sacrifice Bags Inc.**, King (CA)

(72) Inventor: **Donna L. E. Lehtonen**, King (CA)

(73) Assignee: **No Sacrifice Bags Inc.**, King (CA)

(**) Term: **15 Years**

(21) Appl. No.: **29/784,193**

(22) Filed: **May 18, 2021**

(51) **LOC (14) Cl.** **03-01**

(52) **U.S. Cl.**

USPC **D3/327**

(58) **Field of Classification Search**

USPC D3/318, 327, 328; D2/625-631, 640;
D8/368, 373, 380, 383
CPC Y10T 24/2543; Y10T 24/3489; Y10T
24/45079; Y10T 24/45084; Y10T
24/45194; Y10T 24/45204; A45C 13/02;
A45C 13/30; A45C 13/00; A45C
2013/1015; A45C 2011/003; A45C 3/00;
A45C 13/10; A45C 5/03

See application file for complete search history.

(56) **References Cited**

U.S. PATENT DOCUMENTS

910,238 A 1/1909 Shaw
1,014,004 A 1/1912 Grier
D86,533 S * 3/1932 Mix D2/625
2,064,133 A 12/1936 Albrecht
2,532,255 A 11/1950 Davis
3,540,775 A 11/1970 Max
3,808,981 A 5/1974 Shaw
3,860,210 A 1/1975 Berardinelli et al.
4,118,001 A 10/1978 Serkez
4,125,211 A 11/1978 Handsman
D293,497 S * 12/1987 Bird D30/134
D299,792 S * 2/1989 Winter D29/101.1
D300,882 S 5/1989 Olson

FOREIGN PATENT DOCUMENTS

CN 307086136 * 1/2022
DE 102004056361 A1 7/2006
(Continued)

OTHER PUBLICATIONS

A strap for that, posted at youtube.com, first available Aug. 18, 2021, retrieved on Nov. 23, 2022, online, <https://www.youtube.com/watch?v=fBHki6Lk8QI> (Year: 2021).*

(Continued)

Primary Examiner — Mary Shannon Malley
Assistant Examiner — Dustin Andrew Griffith
(74) *Attorney, Agent, or Firm* — Kintner IP, LLC; Mary Frances Ludwig

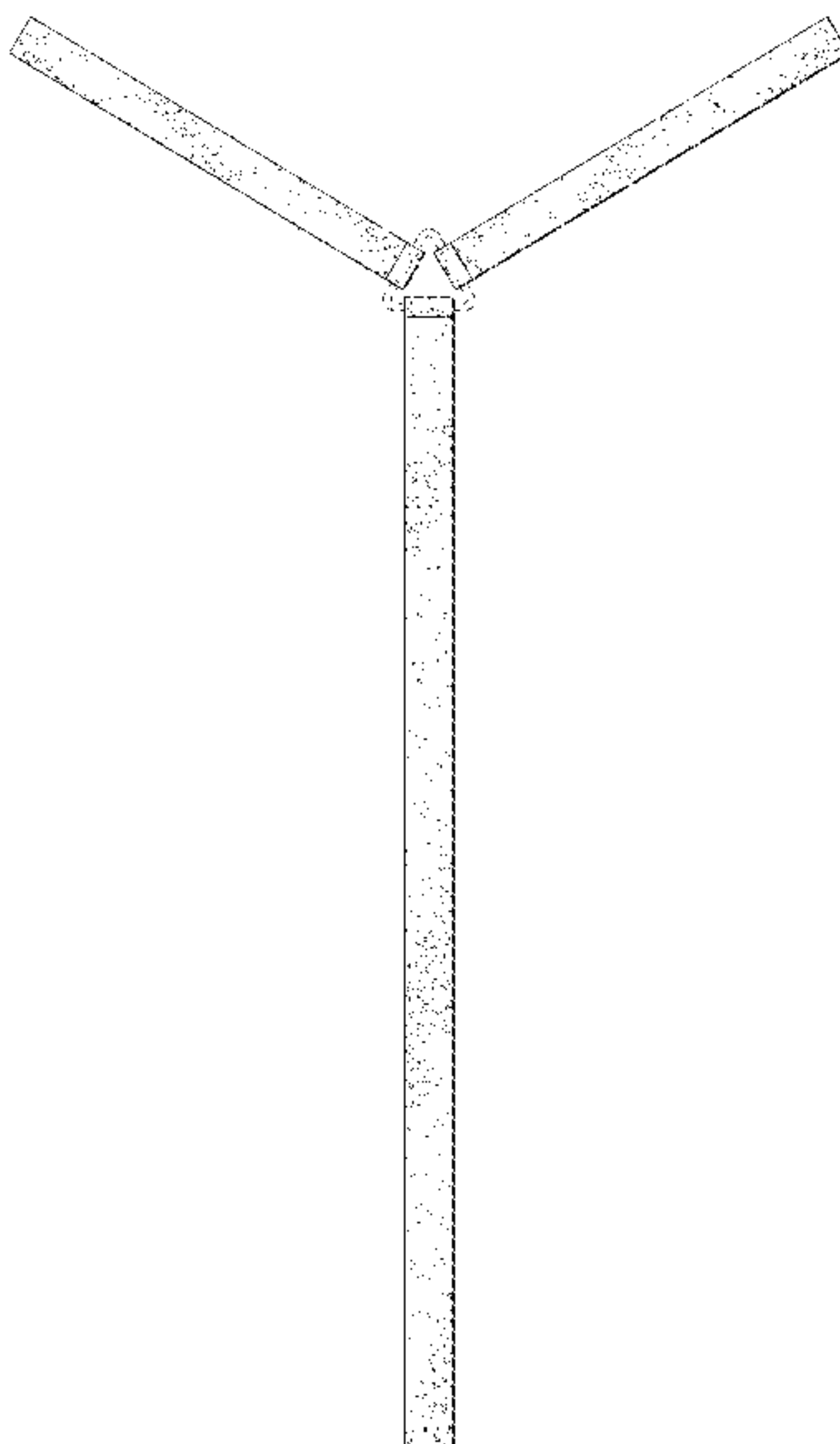
(57) **CLAIM**

The ornamental design of a container securing device, as shown and described.

DESCRIPTION

FIG. 1 is a front view of a container securing device illustrating the new design;
FIG. 2 is a rear elevational view thereof;
FIG. 3 is a top elevational view thereof;
FIG. 4 is a bottom side elevational view thereof;
FIG. 5 is a right side elevational view thereof;
FIG. 6 is a left side elevational view thereof; and,
FIG. 7 is a front view thereof showing the straps of the container securing device in a bent position.
The broken lines in the drawings are included for the purpose of illustrating portions of the container securing device that form no part of the claimed design.

1 Claim, 5 Drawing Sheets



(56)

References Cited

U.S. PATENT DOCUMENTS

5,104,076 A 4/1992 Goodall, Jr.
 5,142,743 A * 9/1992 Hahn B65D 63/10
 24/442
 5,174,483 A 12/1992 Moore, IV et al.
 5,312,160 A 5/1994 Davis et al.
 5,383,588 A 1/1995 Kazel
 5,425,485 A 6/1995 Carlo
 D360,440 S * 7/1995 Banks D29/100
 5,483,860 A 1/1996 Adams
 5,535,928 A 7/1996 Herring
 5,542,590 A 8/1996 Pfitzenmaier
 5,664,712 A 9/1997 Smrt
 5,667,272 A 9/1997 Sutton
 5,727,842 A 3/1998 O'Neil
 5,749,325 A 5/1998 Albanese
 6,049,953 A 4/2000 Mccay et al.
 D429,899 S 8/2000 Schwartz
 6,260,748 B1 7/2001 Lindsey
 6,378,746 B1 4/2002 Miller
 6,378,925 B1 4/2002 Greenlee
 6,606,768 B2 8/2003 Henry et al.
 D492,107 S * 6/2004 Brown D30/138
 6,796,002 B2 9/2004 Beckwith
 6,896,164 B2 5/2005 Fialla-Dori
 6,966,470 B1 11/2005 Charlton
 D553,801 S * 10/2007 Palasini D29/101.1
 7,309,102 B1 12/2007 Davis
 D602,204 S * 10/2009 Rusley D29/101.1
 7,644,900 B2 1/2010 Yap et al.
 7,766,422 B2 8/2010 Edwards et al.
 D624,758 S 10/2010 Seehoff
 7,841,453 B2 11/2010 Gold et al.
 7,891,733 B1 2/2011 Clarke
 D658,113 S 4/2012 Henderson
 D675,023 S * 1/2013 Colgan D3/327
 D712,294 S * 9/2014 Wright D04D 1/02
 D11/79
 8,875,965 B2 11/2014 Corets
 9,102,276 B1 8/2015 Virgin
 9,162,354 B1 10/2015 Wang
 9,199,580 B2 12/2015 Lehtonen
 D759,468 S * 6/2016 Rothbaum D8/356
 9,463,752 B1 10/2016 Lehtonen
 9,756,917 B2 9/2017 Zech
 D813,487 S 3/2018 Eskridge
 9,914,005 B2 3/2018 Zadman-Zeman
 9,930,985 B2 4/2018 Daring
 10,017,125 B2 7/2018 Frazier
 10,081,306 B2 9/2018 Zaccaria et al.
 10,231,384 B2 3/2019 Edwards
 D946,312 S * 3/2022 Li D6/607

D970,263 S * 11/2022 Yang D6/607
 2002/0008125 A1 1/2002 Caputi
 2003/0121944 A1 7/2003 Scanlan et al.
 2004/0010887 A1 1/2004 Cohen
 2004/0206868 A1 10/2004 Kaufman
 2005/0161570 A1 7/2005 Bauerly
 2008/0035687 A1 2/2008 Beaulieu
 2008/0035689 A1 2/2008 Beaulieu
 2008/0054139 A1 3/2008 Fabbri
 2008/0073948 A1 3/2008 Livingston et al.
 2008/0303230 A1 12/2008 Somberg
 2010/0014045 A1 1/2010 Maccallum
 2010/0029175 A1 2/2010 Ponicall
 2011/0101043 A1 5/2011 Jelks
 2011/0248057 A1 10/2011 Schmitz
 2011/0314640 A1 12/2011 Reynolds
 2012/0055959 A1 3/2012 Hale et al.
 2012/0108403 A1 5/2012 Zandman-Zeman
 2012/0298229 A1 11/2012 Weinfeld et al.
 2013/0229045 A1 9/2013 Agustin
 2014/0048187 A1 2/2014 Marquez-Bottome
 2014/0302287 A1 10/2014 Lehtonen
 2014/0326762 A1 11/2014 Nolan
 2015/0021369 A1 1/2015 Lehtonen
 2015/0298619 A1 10/2015 Parisi
 2016/0355139 A1 12/2016 Noonan
 2017/0008460 A1 1/2017 Rodriguez
 2019/0217785 A1 7/2019 Nolan

FOREIGN PATENT DOCUMENTS

GB 2254363 A 10/1992
 GB 2325956 A 12/1998
 GB 2404905 A 2/2005
 GB 6209955 * 5/2022
 JP H11099884 A 4/1999
 JP 2001347891 A 12/2001
 JP 2002036959 A 2/2002
 JP 2002067811 A 3/2002
 JP 2003335177 A 11/2003
 JP 2009214646 A 9/2009
 JP 3181869 U 2/2013

OTHER PUBLICATIONS

Handbag care accessories, posted at [instagram.com](https://www.instagram.com/p/CTNuuvclHRs/), first available Aug. 30, 2021, retrieved on Nov. 23, 2022, online, <https://www.instagram.com/p/CTNuuvclHRs/> (Year: 2021).*

The purse snatcher strap, posted at [amazon.com](https://www.amazon.com/Snatcher-Secure-Designer-Safely-Available/dp/B07DRLDSQ6?ref_ast_sto_dp), first available Jun. 15, 2018, retrieved on Nov. 23, 2022, online, https://www.amazon.com/Snatcher-Secure-Designer-Safely-Available/dp/B07DRLDSQ6?ref_ast_sto_dp (Year: 2018).*

* cited by examiner

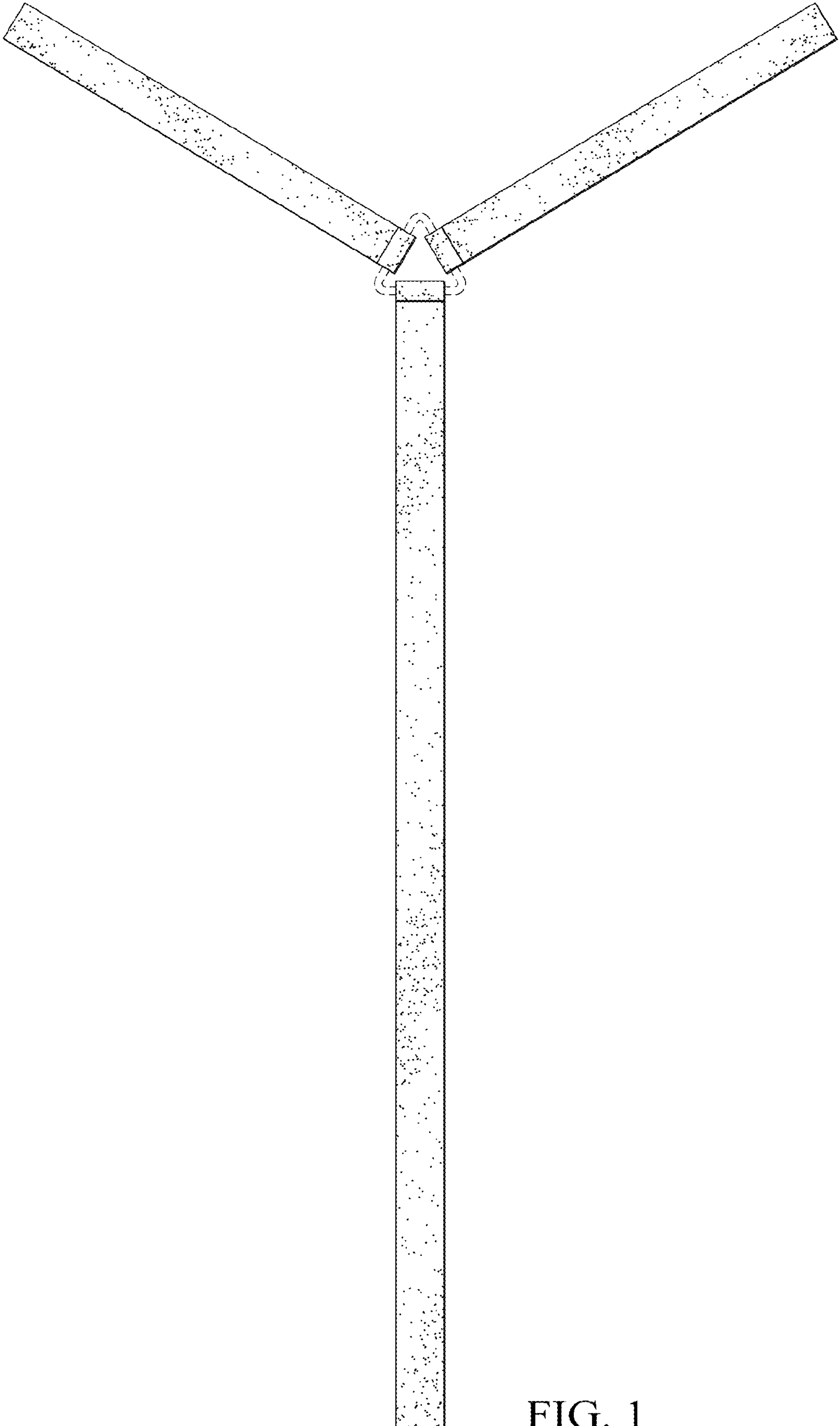


FIG. 1

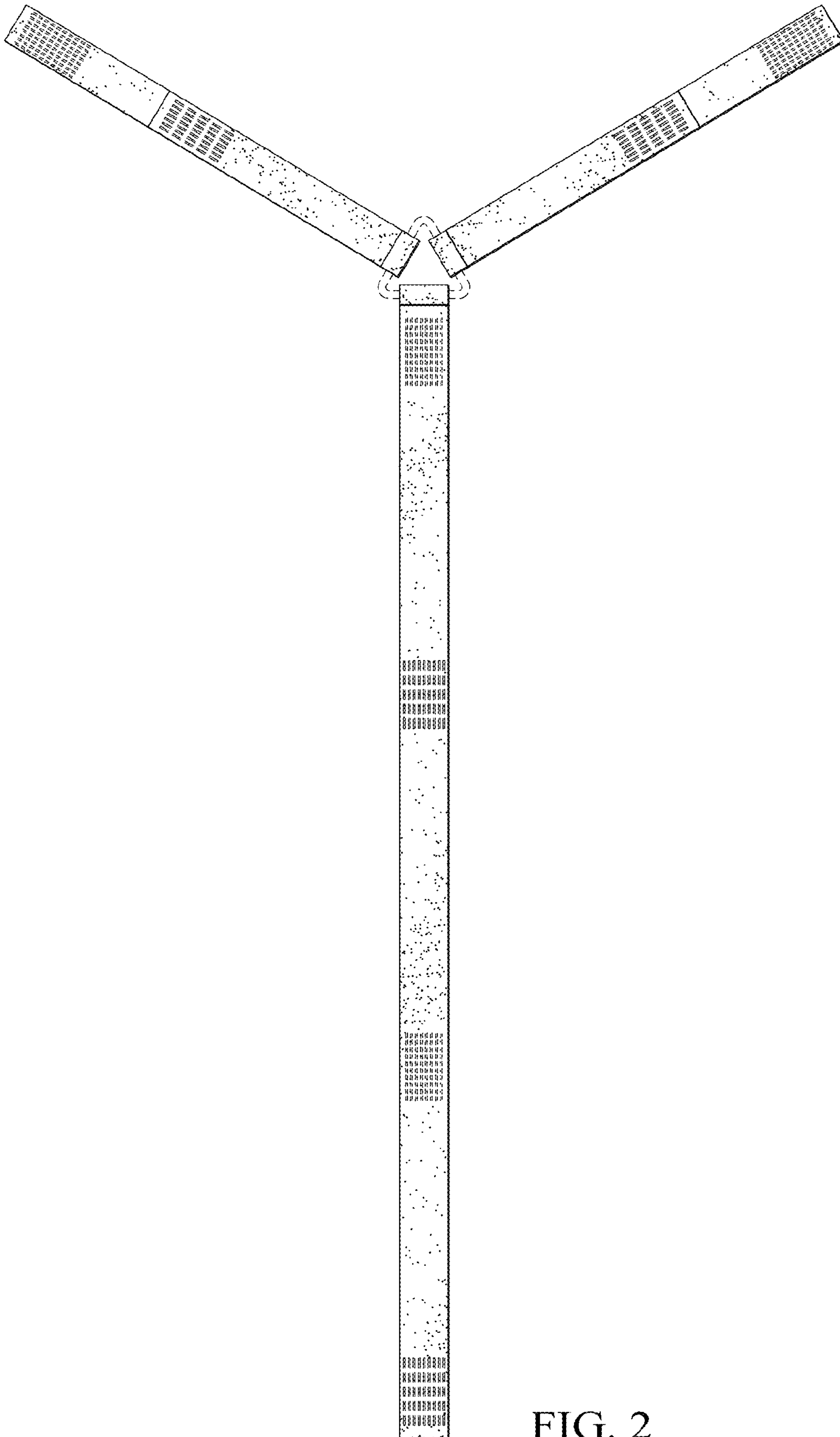


FIG. 2

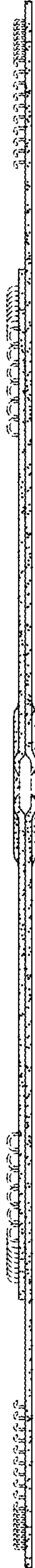


FIG. 3



FIG. 4

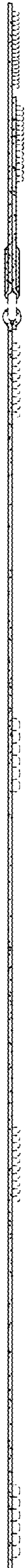


FIG. 5



FIG. 6

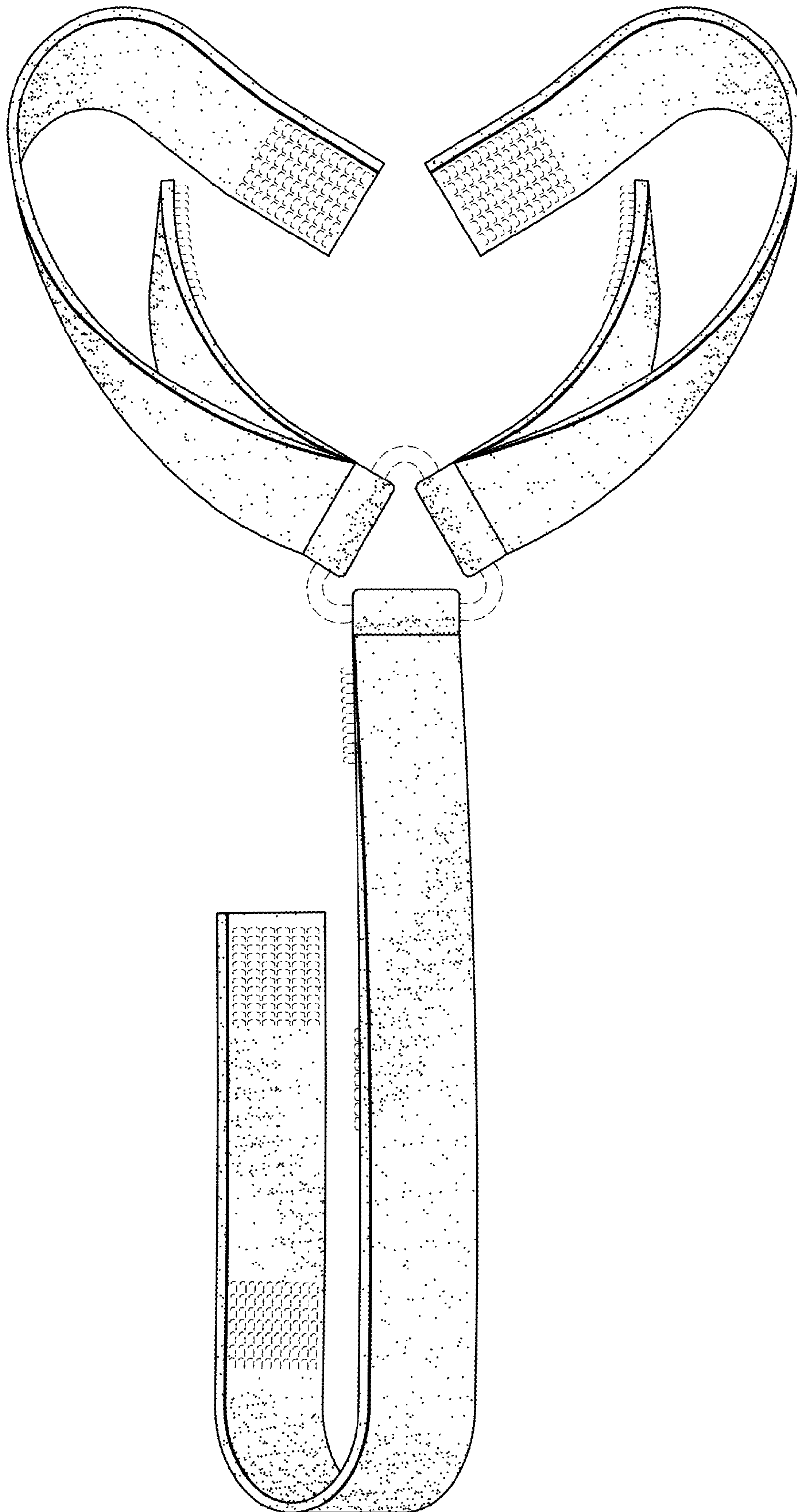


FIG. 7