



US00D978513S

(12) **United States Design Patent**
Bruns et al.

(10) **Patent No.:** **US D978,513 S**

(45) **Date of Patent:** **** Feb. 21, 2023**

- (54) **SHOE**
- (71) Applicant: **adidas AG**, Herzogenaurach (DE)
- (72) Inventors: **Falk Bruns**, Nuremberg (DE); **Timon Kuhlenkamp**, Nuremberg (DE); **Moritz Hoellmueller**, Fuerth (DE)
- (73) Assignee: **adidas AG**, Herzogenaurach (DE)
- (**) Term: **15 Years**
- (21) Appl. No.: **29/845,103**
- (22) Filed: **Jul. 5, 2022**

Related U.S. Application Data

- (63) Continuation of application No. 29/728,888, filed on Mar. 23, 2020, now Pat. No. Des. 959,804.

(30) **Foreign Application Priority Data**

Sep. 27, 2019 (EM) 006935375

- (51) **LOC (14) Cl.** **02-04**

- (52) **U.S. Cl.**
USPC **D2/969**

- (58) **Field of Classification Search**
USPC D2/902, 907, 908, 943-945, 969, 972, D2/974
CPC A43B 5/06; A43B 5/10
See application file for complete search history.

(56) **References Cited**

U.S. PATENT DOCUMENTS

- D90,234 S * 7/1933 Daniels D2/969
- D438,697 S 3/2001 Matis et al.
- D544,699 S * 6/2007 Link D2/972
- D579,186 S 10/2008 Mervar et al.
- D774,287 S * 12/2016 Taestensen D2/908
- D797,412 S * 9/2017 Taestensen D2/944
- D805,273 S * 12/2017 Birkinhead D2/908

- D812,863 S 3/2018 Birkinhead
- D843,088 S * 3/2019 Frank D2/907
- D845,591 S 4/2019 Frank
- D854,805 S 7/2019 Link et al.
- D877,466 S 3/2020 Hartmann et al.
- D886,430 S * 6/2020 Birkinhead D2/969
- D909,733 S 2/2021 Hardman

(Continued)

OTHER PUBLICATIONS

U.S. Appl. No. 29/728,888, Ex Parte Quayle Action, Dec. 21, 2021, 5 pages.

(Continued)

Primary Examiner — Kevin K Rudzinski

Assistant Examiner — Clare Ann Gannon

(74) *Attorney, Agent, or Firm* — Kilpatrick Townsend & Stockton LLP


(57) **CLAIM**

The ornamental design for a shoe, as shown and described.

DESCRIPTION

FIG. 1 is a side view of a shoe, showing our new design.
 FIG. 2 is another side view of the shoe of FIG. 1, showing our new design.
 FIG. 3 is a front view of the shoe of FIG. 1, showing our new design.
 FIG. 4 is a back view of the shoe of FIG. 1, showing our new design.
 FIG. 5 is a top view of the shoe of FIG. 1, showing our new design.
 FIG. 6 is a bottom view of the shoe of FIG. 1, showing our new design; and,
 FIG. 7 is a perspective view of the shoe of FIG. 1, showing our new design.
 The broken lines indicate portions of the shoe that form no part of the claimed design.

1 Claim, 6 Drawing Sheets



(56)

References Cited

U.S. PATENT DOCUMENTS

D923,926 S 7/2021 Hardman
D932,144 S 10/2021 Fu
D938,154 S 12/2021 Dobson et al.
D943,976 S 2/2022 da Costa Pereira Machado
D947,506 S 4/2022 Brunner
D959,804 S * 8/2022 Bruns D2/908
D962,600 S * 9/2022 Zhuang D2/907
2018/0325215 A1 11/2018 Tæstensen et al.

OTHER PUBLICATIONS

U.S. Appl. No. 29/728,888, Notice of Allowance, dated Apr. 14, 2022, 6 pages.

* cited by examiner

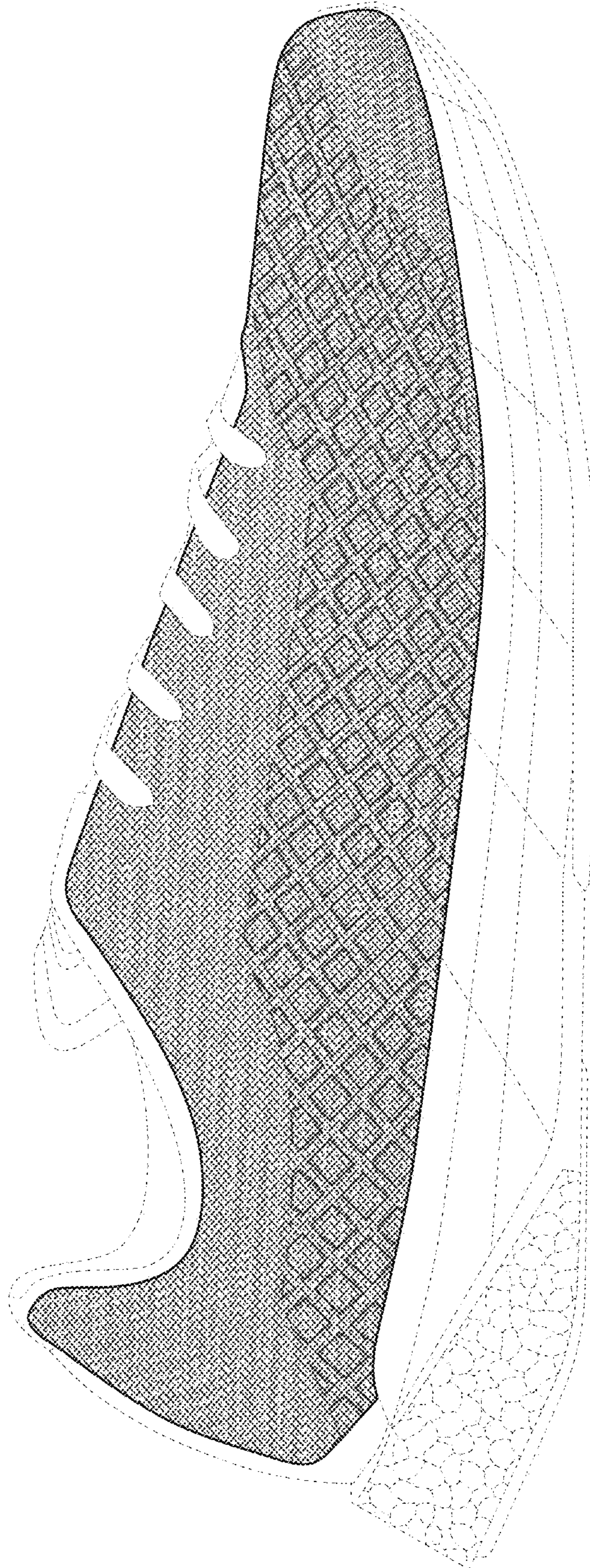


FIG. 1

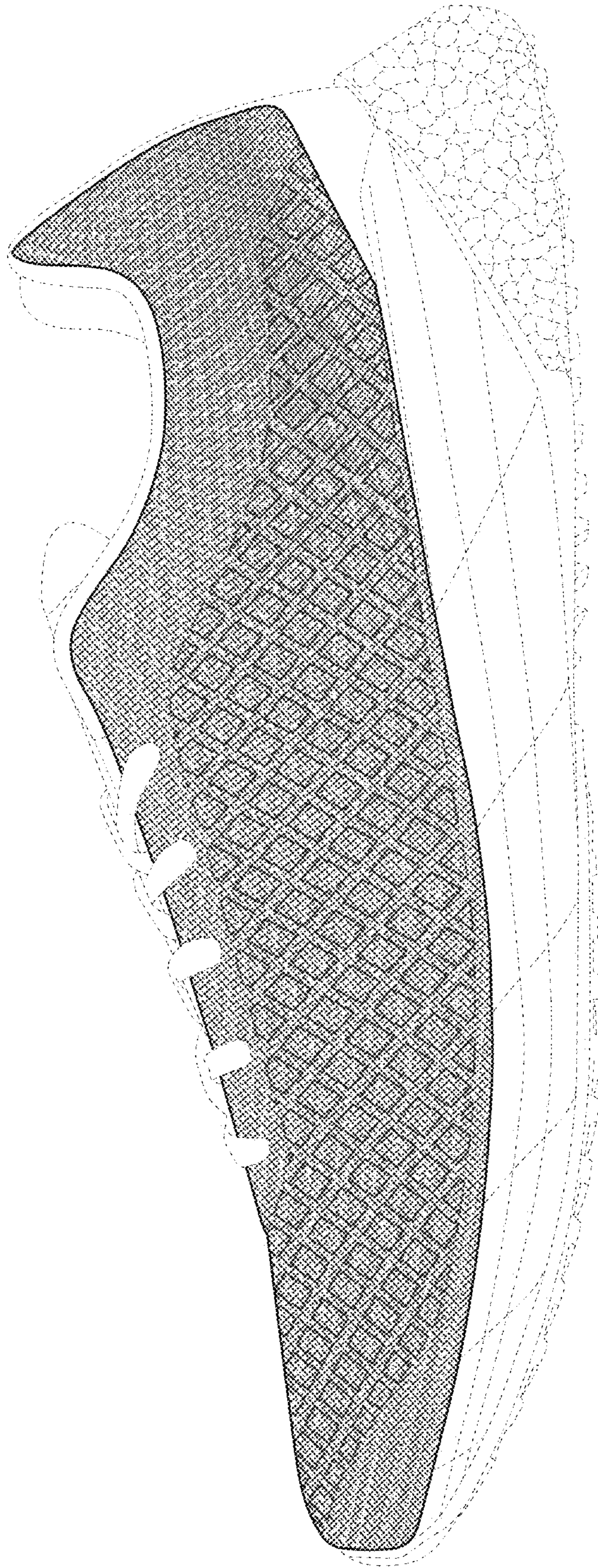


FIG. 2

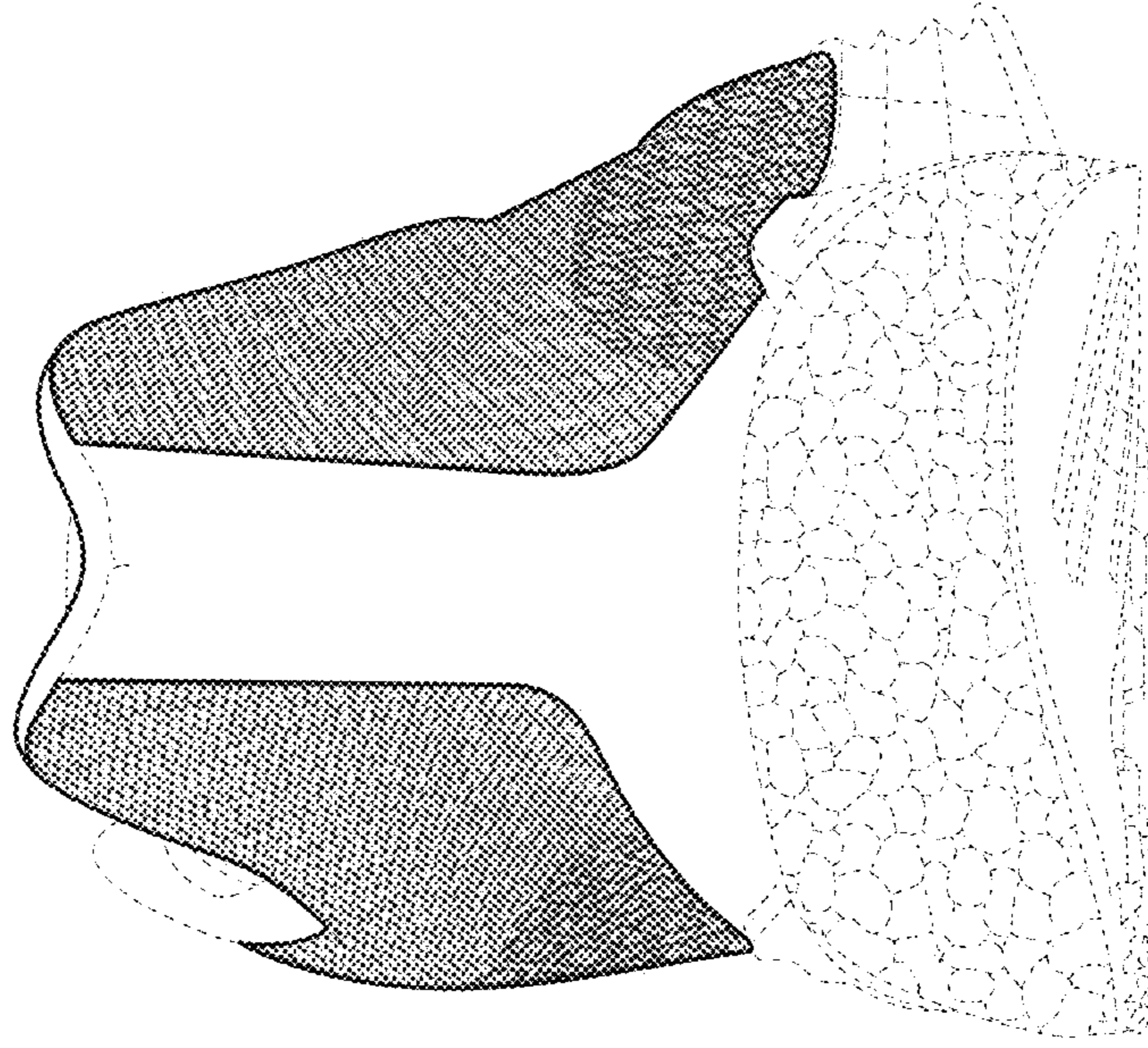


FIG. 4

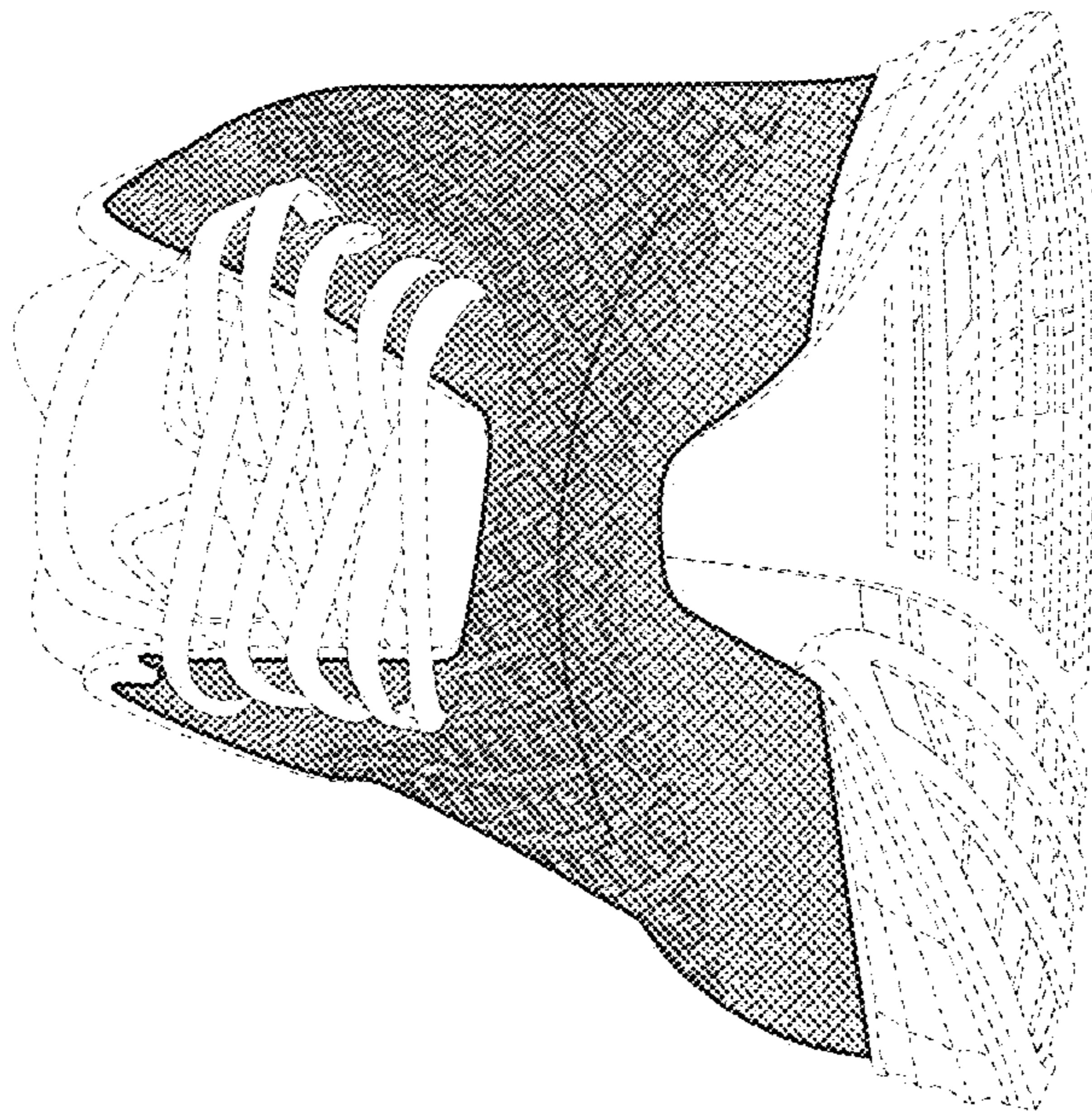


FIG. 3




FIG. 5

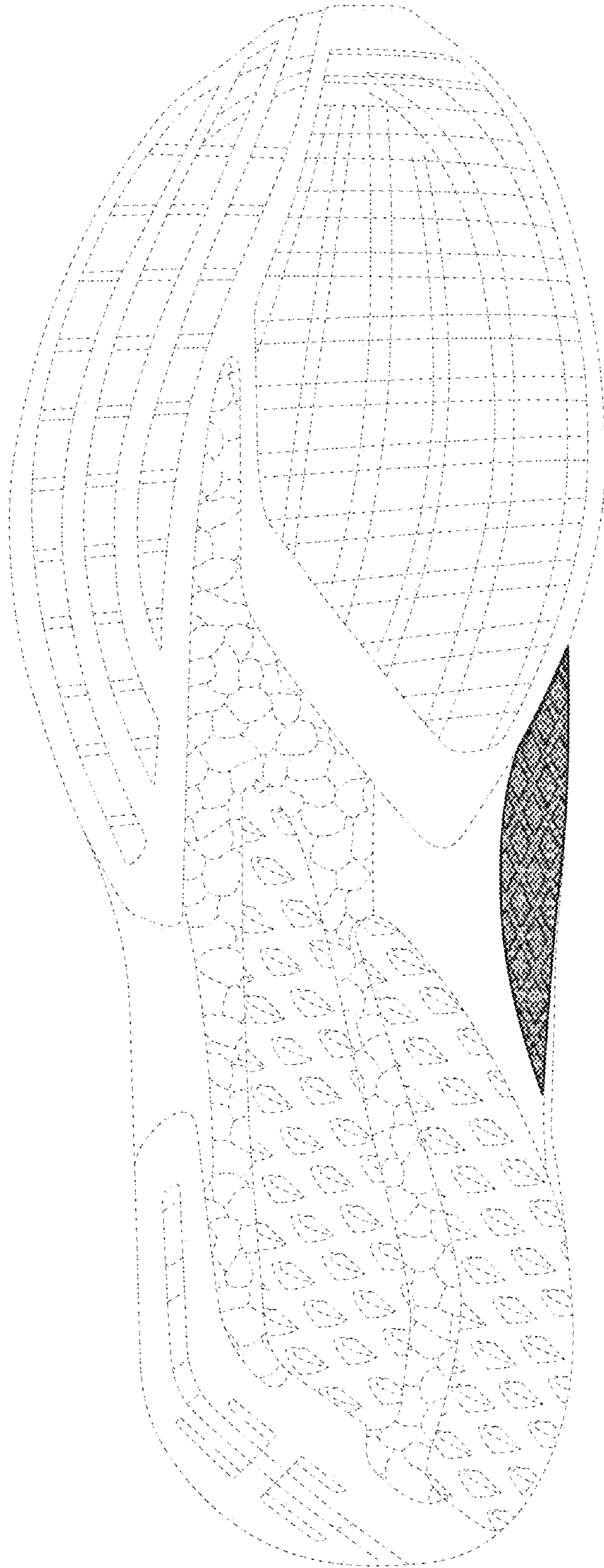


FIG. 6

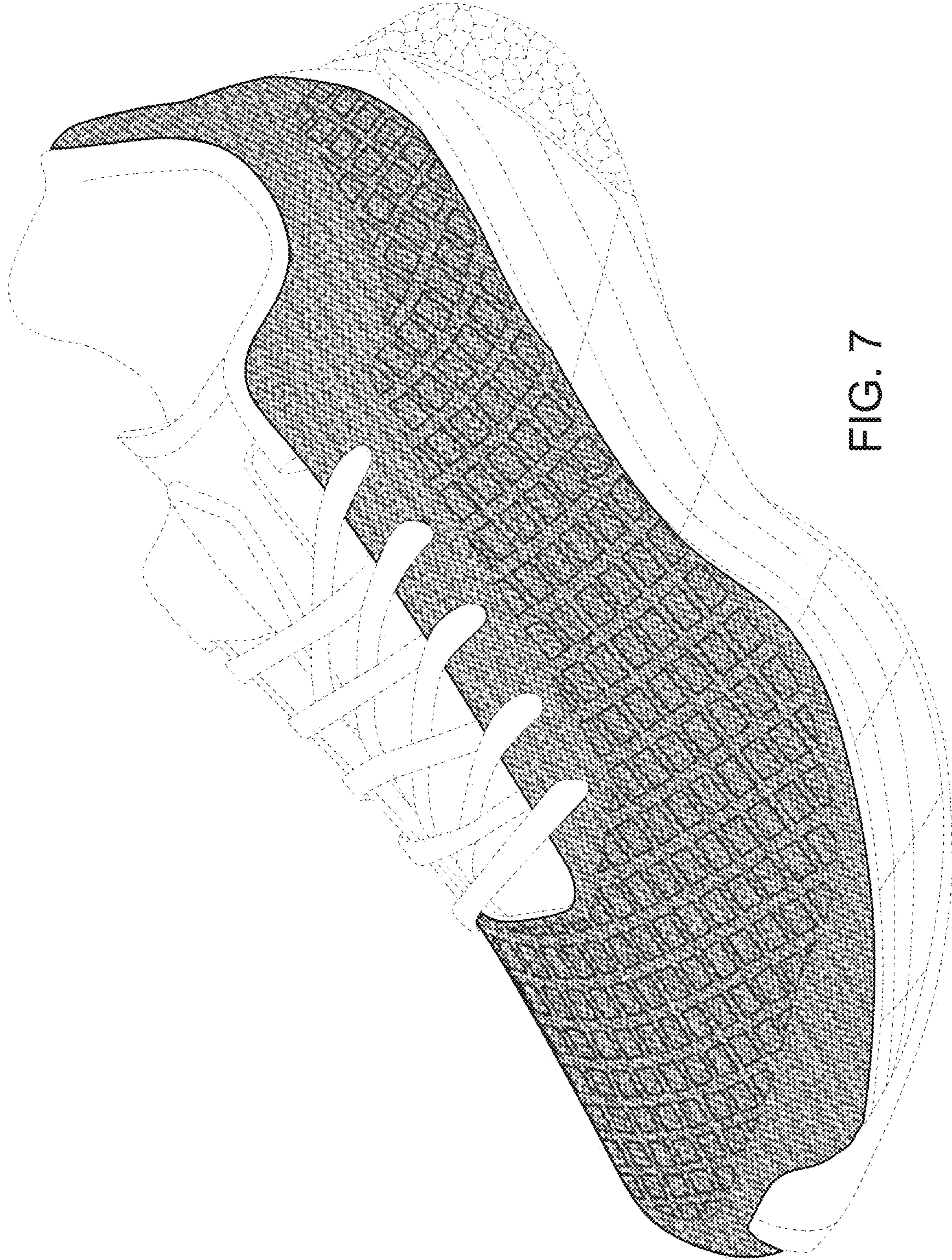


FIG. 7