



US00D978474S

(12) **United States Design Patent** (10) **Patent No.:** **US D978,474 S**  
**Fujio et al.** (45) **Date of Patent:** **\*\* Feb. 14, 2023**

(54) **CONVEYANCE TRAY**  
(71) Applicant: **DAIFUKU CO., LTD.**, Osaka (JP)  
(72) Inventors: **Yoshihiko Fujio**, Shiga (JP); **Takuya Isomura**, Shiga (JP)  
(73) Assignee: **Daifuku Co., Ltd.**, Osaka (JP)  
(\*\*) Term: **15 Years**  
(21) Appl. No.: **35/511,684**  
(22) Filed: **Dec. 16, 2020**  
(80) **Hague Agreement Data**  
Int. Filing Date: **Dec. 16, 2020**  
Int. Reg. No.: **DM/213544**  
Int. Reg. Date: **Dec. 16, 2020**  
Int. Reg. Pub. Date: **Apr. 16, 2021**

(30) **Foreign Application Priority Data**  
Jun. 22, 2020 (JP) ..... 2020-012365  
Jun. 22, 2020 (JP) ..... 2020-012366  
Jun. 22, 2020 (JP) ..... 2020-012367  
Jun. 22, 2020 (JP) ..... 2020-012368

(51) **LOC (14) Cl.** ..... **12-05**  
(52) **U.S. Cl.**  
USPC ..... **D34/29**  
CPC ..... **B65G 54/02** (2013.01)

(58) **Field of Classification Search**  
USPC ..... D34/29, 35; D15/147, 199  
CPC ..... B65G 54/02; B65G 2201/01; B65G 2201/06; B65G 15/60; B65G 20/00; B65G 43/08; B65G 35/00; B65G 35/04; B65G 35/06; B65B 4/305; B25J 5/007; B25J 5/1694; B65H 5/06; B65D 1/34; B65D 25/03  
See application file for complete search history.

(56) **References Cited**  
U.S. PATENT DOCUMENTS  
4,989,721 A \* 2/1991 Ach ..... B65G 35/06  
198/465.1  
6,471,039 B1 \* 10/2002 Bruun ..... B65G 37/02  
198/577

D515,315 S \* 2/2006 Rader ..... D3/304  
9,315,279 B2 \* 4/2016 Delaney ..... B65G 17/12  
D755,464 S \* 5/2016 Fujio ..... D34/29  
9,950,828 B2 \* 4/2018 Fujio ..... B65D 21/0212  
D873,173 S \* 1/2020 Brucker ..... D12/1  
D890,828 S \* 7/2020 Pajevic ..... D15/199  
10,737,832 B2 \* 8/2020 Apps ..... B65D 19/0063  
D905,924 S \* 12/2020 Fujio ..... D34/29  
11,046,521 B2 \* 6/2021 Fujio ..... B65G 13/02  
D942,729 S \* 2/2022 Howze ..... D34/14  
11,292,672 B2 \* 4/2022 Fujio ..... B65G 47/54  
11,383,939 B2 \* 7/2022 Fujio ..... B65G 47/82  
D960,206 S \* 8/2022 Kim ..... D15/89  
2011/0061995 A1 \* 3/2011 Huff ..... B65G 47/42  
198/463.3  
2016/0264283 A1 \* 9/2016 Fujio ..... B65D 21/0212

\* cited by examiner

*Primary Examiner* — Richard E Chilcot  
(74) *Attorney, Agent, or Firm* — The Webb Law Firm

(57) **CLAIM**

The ornamental design for a conveyance tray, as shown and described.

**DESCRIPTION**

Fig. 1.1 is a front view of a conveyance tray, showing our new design;  
Fig. 1.2 is a left side view thereof;  
Fig. 1.3 is a top view thereof;  
Fig. 1.4 is a bottom view thereof;  
Fig. 1.5 is a perspective view thereof;  
Fig. 1.6 is a perspective view thereof;  
Fig. 1.7 is a cross-sectional view of Fig. 1.2; and  
Fig. 1.8 is a cross-sectional view of Fig. 1.1.  
The rear view is identical to the front view, and the right side view is identical to the left side view. Therefore, both the rear view and the right side view are omitted.

**1 Claim, 8 Drawing Sheets**

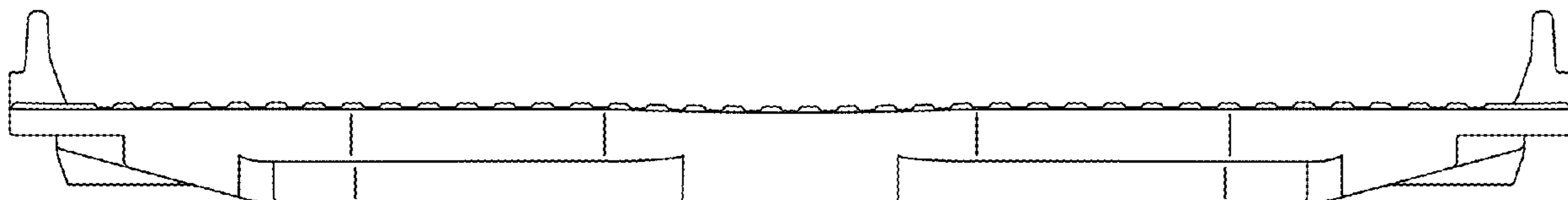


Fig. 1.1

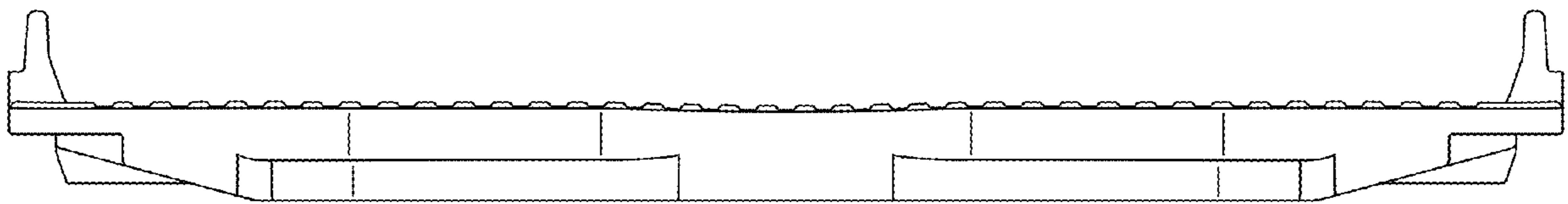


Fig. 1.2

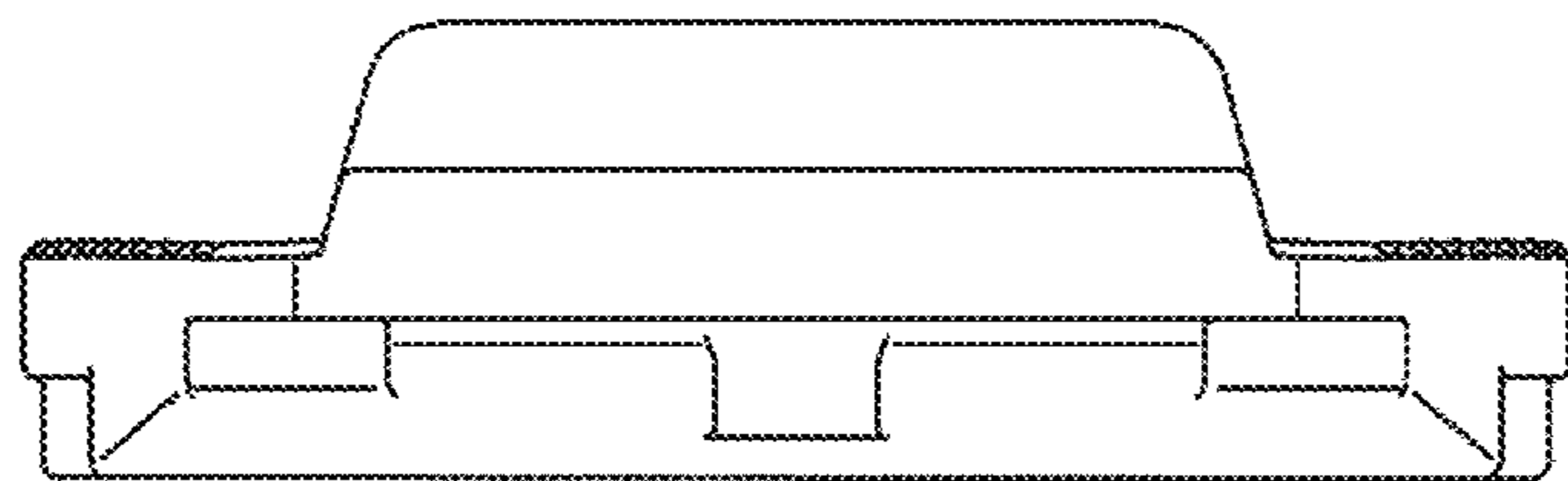


Fig. 1.3

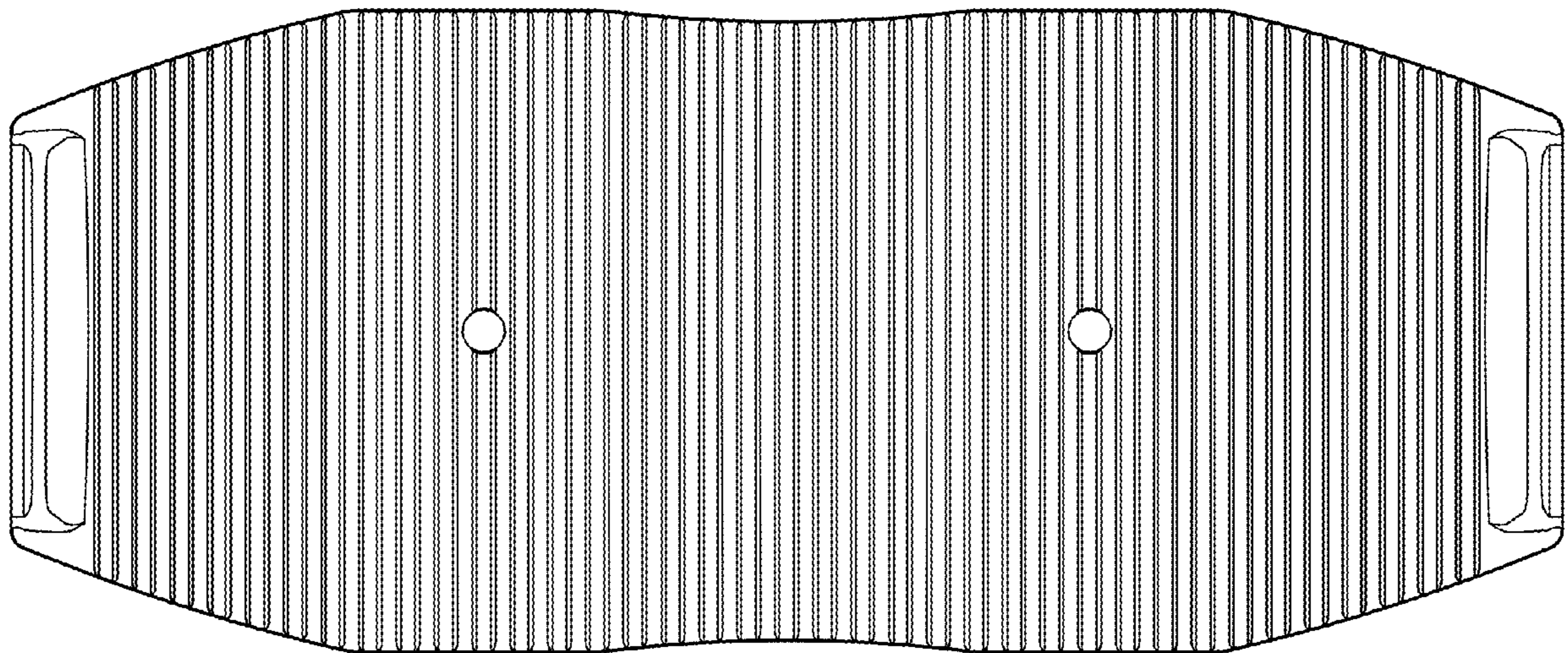


Fig. 1.4




Fig. 1.5

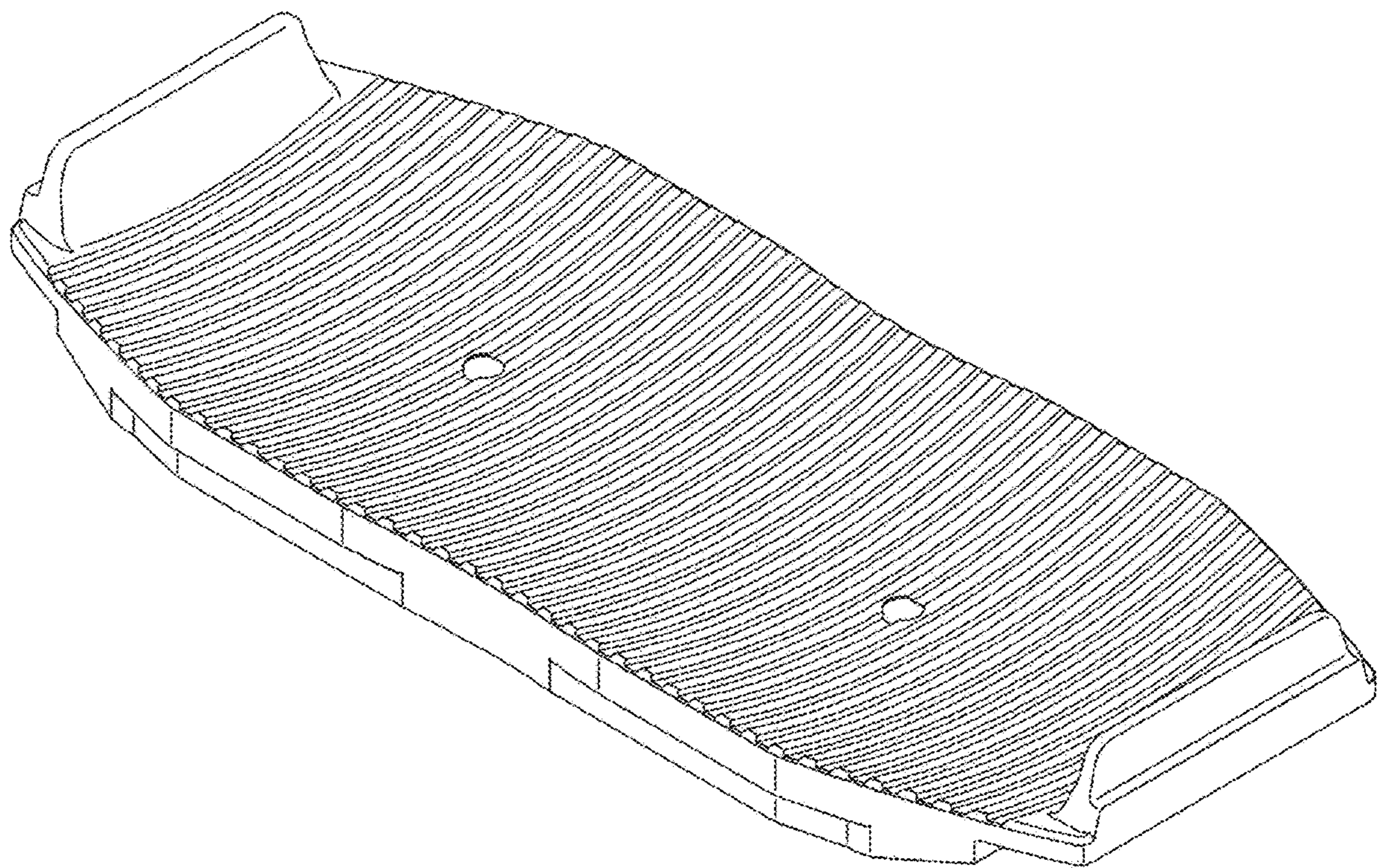


Fig. 1.6

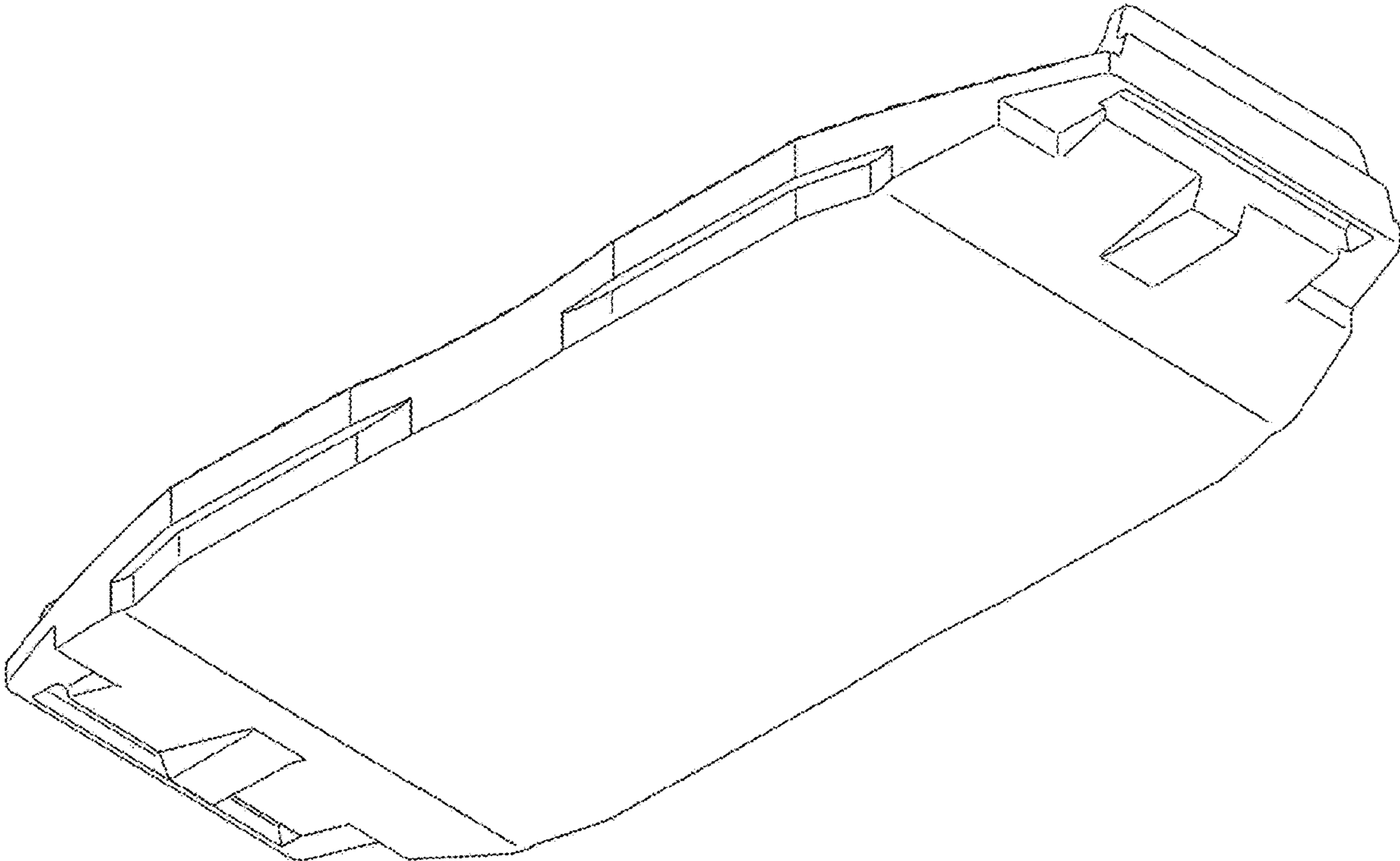


Fig. 1.7

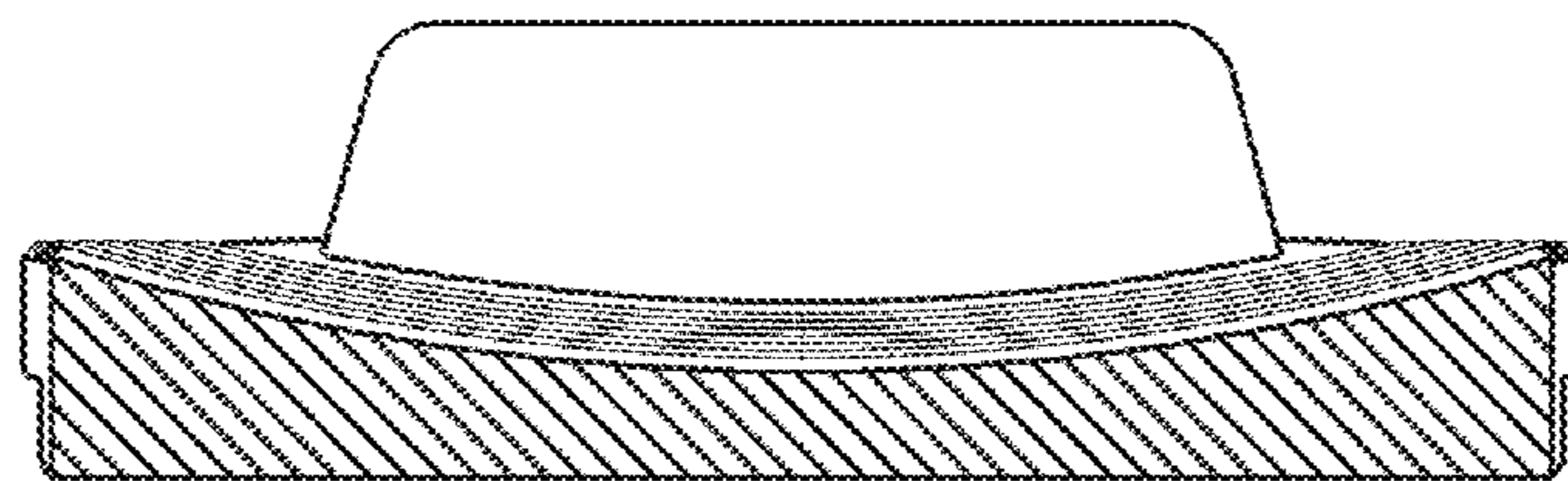




Fig. 1.8

